

LM Series

Lightmaster Control System

The LightMaster Series is a control system that operates on ambient light level sensing. LightMaster is an affordable alternative to expensive or unreliable lighting controls. It is a cost effective solution for providing additional light level control beyond the typical timer or photo control. It can be added to an existing timer. LightMaster offers true dusk-to-dawn operation and can achieve additional energy savings by adjusting light levels throughout the day or night. Additionally, it offers an affordable solution for daylight harvesting. The LightMaster features a delay setting to avoid nuisance ON/OFF switching of lighting during intermittent environmental changes, such as clouds, lightning, or headlights. The LightMaster is essential where activities are impacted by changing and inadequate light levels throughout the day. It will turn lighting ON during inclement weather and OFF when normal light levels resume. The LightMaster is more reliable than photo controls and can save maintenance costs over time.

Features

- Available in 1 or 2 channel control units
- 1 light level setpoint per channel
- Available in UL Type 3R Raintight, outdoor enclosure
- Adjustable dial for setting foot candle levels
- 0 to 100 second delay adjustment to avoid nuisance switching from clouds, headlamps, or lightning
- Up to 10 control units (20 Channels) can be connected to one sensor
- Light level sensor can be mounted up to 330 feet away from control unit
- Sensors are non-arcing low voltage

Ratings

Enclosure Size: 8.8" (22.0 cm) H x 6.6" (16.5 cm) W x 2.9" (7.3 cm) D

Input Voltage: 120 V; 50/60 Hz

Operating Temperature:

Control: -4°F to 131°F (-20°C to 55°C)

Sensor: -22°F to 158°F (-30°C to 70°C)

Switch Configuration:

Resistive Rating: 10 Amp, 277 VAC per channel

Ballast Rating: 8 Amp, 277 VAC per channel

Output Relay: SPDT dry contacts per channel

Sensor Time Delay: 0 to 100 seconds

Time Switch Accuracy: ± 2.5 seconds per day @ 68°F (20°C)

Humidity Range:

Control: 0 to 95% RH non-condensing

Sensor: 0 to 100% RH

Shipping Weight: See table on back


Project: _____

Location: _____

Product Type: _____

Contact/Phone: _____

Model #: _____



Model Number	Input Voltage	Resistive Rating	Ballast Rating	Channel	Sensor Type	Foot Candle Range	Mounting Type	Shipping Weight
LM2-O-120	120 VAC	10 Amps @ 277 VAC	8 Amps @ 277 VAC	2	LS2 – Dark Sensor	10 to 1000 fc	NEMA 3R, Outdoor Enclosure	2.2 lbs. (1.0 kg)
PC1-120-LS1	120 VAC	10 Amps @ 277 VAC	8 Amps @ 277 VAC	1	LS1 – Transparent Sensor	0.2 to 50 fc	Surface/DIN Rail	0.8 lbs. (0.4 kg)
PC1-120-LS2	120 VAC	10 Amps @ 277 VAC	8 Amps @ 277 VAC	1	LS2 – Dark Sensor	10 to 1000 fc	Surface/DIN Rail	0.8 lbs. (0.4 kg)
PC2-120-LS1	120 VAC	10 Amps @ 277 VAC	8 Amps @ 277 VAC	2	LS1 – Transparent Sensor	0.2 to 50 fc	Surface/DIN Rail	0.8 lbs. (0.4 kg)
PC2-120-LS2	120 VAC	10 Amps @ 277 VAC	8 Amps @ 277 VAC	2	LS2 – Dark Sensor	10 to 1000 fc	Surface/DIN Rail	0.8 lbs. (0.4 kg)

Channel Module Only

PC1-120	120 VAC	10 Amps @ 277 VAC	8 Amps @ 277 VAC	1			Surface or DIN Rail	0.7 lbs. (0.3 kg)
PC2-120	120 VAC	10 Amps @ 277 VAC	8 Amps @ 277 VAC	2			Surface or DIN Rail	0.7 lbs. (0.3 kg)

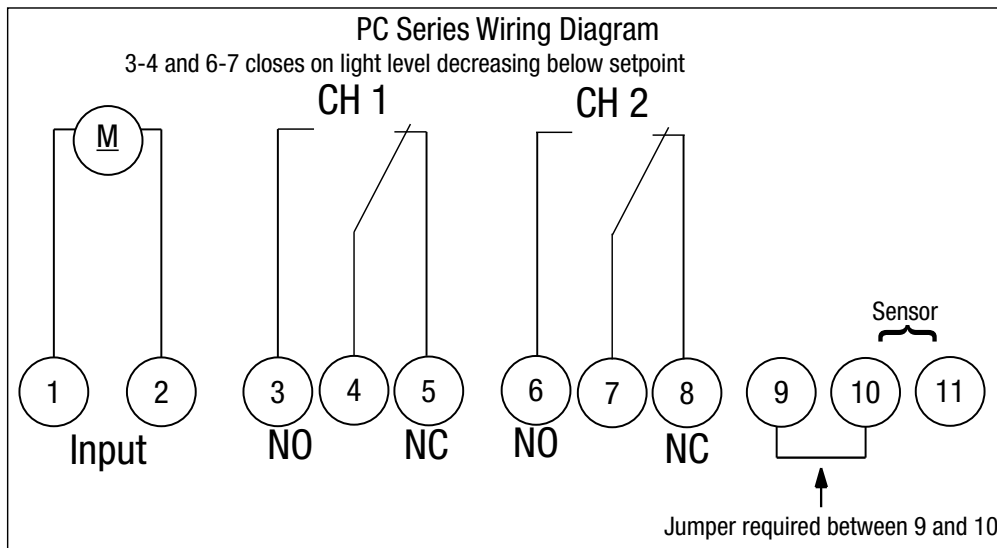
Light Sensor Only

LS1					Transparent	0.2 to 50 fc	¾" Conduit Fitting	0.2 lbs. (0.1 kg)
LS2					Dark	10 to 1000 fc	¾" Conduit Fitting	0.2 lbs. (0.1 kg)

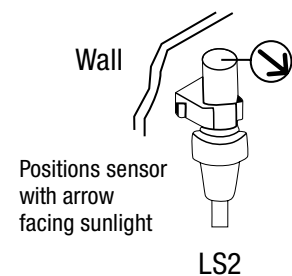
Specification

Furnish and install a Grässlin_____ (PC1, single)(PC2, two-channel) photo-electric switch. The controller shall provide an integral light sensitivity adjustment, selectable from 0.2 to 1000 foot candles for low or high light level control (two channel units shall have independent adjustments for each channel). An LED indication of relay status shall be provided. The unit shall be provided with a remotely mounted light level sensor, in weatherproof housing, and the capability of being located up to 300 feet from the control. The SPDT switch contact(s) shall be able to handle 10A @ 277 VAC. The controller shall be surface, DIN Rail or enclosure mounted.

Diagrams



Interior Lighting Control (Daylight Harvesting)



Dusk to Dawn Control

