


# SEOPRENE® SJEOOW

Southwire's Seoprene® SJEOOW 105°C TPE Cord. 300 Volts.  
Black Jacket. Rated -50°C to 105°C. RoHS Compliant  
Rated as Hard-Usage Service Cord.

Sizes 18 AWG - 10 AWG CSA Certified as Type SJTOOW (TPE) and meets CSA FT-2.  
Listed for Outdoor Use. Provides Premium Oil Resistance, Water Resistance and Flexibility.



## APPLICATIONS

Southwire Type SJEOOW Flexible Cords are permitted for use as specified by Article 400 and related articles of the 2014 National Electrical Code. Some typical applications for Type SJEOOW Cords include wiring for industrial machinery, washing machines and various other large appliances, heavy-duty tools, motors, and temporary electrical power and lighting installations for construction sites. Type SJEOOW Cords are suitable for use in (i) dry locations not to exceed minimum -50°C or maximum 105°C; or (ii) wet locations or other applicable locations - may be completely immersed in water - when exposed to oil or coolant at temperatures not to exceed 60°C. Type SJEOOW cords are ideal for flex applications in harsh environments where the highest degree for oil resistance and extended service life are essential.

## SPECIFICATIONS

- UL 62
- CSA Standard 22.2 No. 49
- MSHA flame resistance for Mining Applications - P-241-3-MSHA
- Federal Specification J-C-580B
- NEC Article 400
- OSHA acceptable
- RoHS




## CONSTRUCTION

Southwire Type SJEOOW Flexible Cords are manufactured using sizes 18 AWG though 10 AWG bare flexible stranded Class K copper conductors per ASTM B-174, and heat, moisture and oil resistant 105°C color-coded TPE insulation. The insulated conductors are cabled with non-wicking polypropylene fillers, with a tissue-paper separator wrapped around the assembly to promote easier removal of the jacket. A heat, moisture and oil resistant flexible TPE jacket is extruded over the assembly to complete the construction. Some sizes may be subject to minimum order quantity.

# QuantumTPE SJEOOW Black

Conductor Size (AWG)	Conductor Stranding (#/AWG)	Nominal Insulation Thickness (Inches)	Nominal Jacket Thickness (Inches)	Nominal Overall Diameter (Inches)	Weight (lbs/1000ft)	Ampacity
18/2	16 X 30	0.030	0.030	0.290	36	10
18/3	16 X 30	0.030	0.030	0.305	47	10
18/4	16 X 30	0.030	0.030	0.330	58	7
16/2	26 X 30	0.030	0.030	0.315	46	13
16/3	26 X 30	0.030	0.030	0.330	61	13
16/4	26 X 30	0.030	0.030	0.360	75	10
14/2	41 X 30	0.030	0.030	0.345	80	18
14/3	41 X 30	0.030	0.030	0.365	109	18
14/4	41 X 30	0.030	0.030	0.400	139	15
12/2	65 X 30	0.045	0.045	0.415	92	25
12/3	65 X 30	0.045	0.045	0.435	121	25
12/4	65 X 30	0.045	0.045	0.480	155	20
10/2	104 X 30	0.045	0.060	0.555	150	30
10/3	104 X 30	0.045	0.060	0.590	207	30
10/4	104 X 30	0.045	0.060	0.645	262	25

Ampacity values are based on NEC Table 400.5(A) for sizes 18 AWG through 10 AWG.

# OF CONDUCTORS	COLOR SEQUENCE
2	BLACK, WHITE 
3	BLACK, WHITE, GREEN 
4	BLACK, WHITE, RED, GREEN 



Copyright 2010, Southwire Company. All Rights Reserved.  
 ®Southwire is a registered trademark of Southwire Company.