



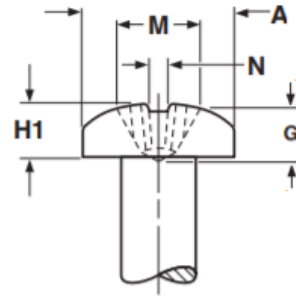
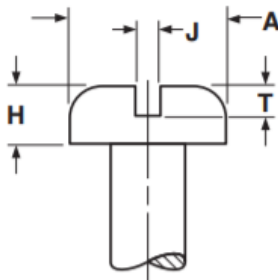
# Metallics

An **AMERICAN** Source For Premier  
and Innovative Fasteners and Anchors

## PAN HEAD SLOTTED/PHILLIPS/COMBO TAPPING SCREWS – STEEL ZINC

The following Specification Sheet applies to all **Pan Head Slotted/Phillips/Combo Tapping Screws – Steel Zinc** in our **JTS and JTSP** series of screws.

### Slotted & Phillips



PAN HEADS FOR SELF-TAPPING AND DRILLING SCREWS														ASME B18.6.3—2013	
Nominal Size	A		H		H1		J		T		M			Phillips Driver Size	
	Head Diameter		Height of Head				Width of Slot		Depth of Slot		Dimensions of Recess				
	Max	Min	Slotted		Recessed		Max	Min	Max	Min	Diameter		Depth		Width
	Max	Min	Max	Min	Max	Min	Max	Min	Max	Min	Max	Min	Max	Min	
2	.167	.155	.053	.045	.062	.053	.031	.023	.031	.022	.104	.091	.059	.017	1
3	.193	.180	.060	.051	.071	.062	.035	.027	.036	.026	.112	.099	.068	.019	1
4	.219	.205	.068	.058	.080	.070	.039	.031	.040	.030	.122	.109	.078	.019	1
5	.245	.231	.075	.065	.089	.079	.043	.035	.045	.034	.158	.145	.083	.028	2
6	.270	.256	.082	.072	.097	.087	.048	.039	.050	.037	.166	.153	.091	.028	2
7	.296	.281	.089	.079	.106	.096	.048	.039	.054	.041	.176	.163	.100	.029	2
8	.322	.306	.096	.085	.115	.105	.054	.045	.058	.045	.182	.169	.108	.030	2
10	.373	.357	.110	.099	.133	.122	.060	.050	.068	.053	.199	.186	.124	.031	2
12	.425	.407	.125	.112	.151	.139	.067	.056	.077	.061	.259	.246	.141	.034	3
14	.476	.457	.139	.126	.169	.156	.075	.064	.085	.068	.281	.268	.148	.036	3
1/4	.492	.473	.144	.130	.175	.162	.075	.064	.087	.070	.281	.268	.161	.036	3
5/16	.615	.594	.178	.162	.218	.203	.084	.072	.106	.085	.350	.337	.193	.059	4
3/8	.740	.716	.212	.195	.261	.244	.094	.081	.124	.100	.389	.376	.233	.065	4

### Metallics

229 Cross Street  
Bristol, CT 06010

[www.metallics.us](http://www.metallics.us)

Phone: 860 589-4186 Toll Free: 800 243-8272

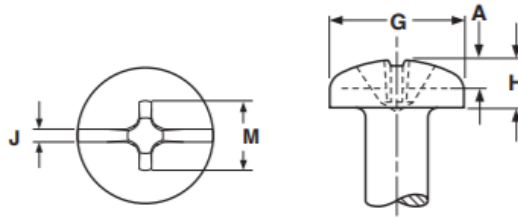
Fax: 860 584-1008 Toll Free Fax: 800 831-9358



# Metallics

An **AMERICAN** Source For Premier  
and Innovative Fasteners and Anchors

## Combo



PHILLIPS AND SLOTTED COMBINATION DRIVE PAN HEADS											ASME B18.6.3-2013	
Nominal Screw Size	G		H		J		A		M	Recess Penetration Gaging Depth		Phillips Driver Size
	Head Dimensions				Slot Dimensions				Recess Dimensions			
	Head Diameter		Head Height		Width		Depth		Diameter			
	Max	Min	Max	Min	Max	Min	Max	Min	Ref	Max	Min	
4	.219	.205	.080	.070	.039	.031	.040	.027	.115	.071	.053	1
6	.270	.256	.097	.087	.048	.039	.050	.033	.159	.080	.055	2
7	.296	.281	.106	.096	.048	.039	.054	.041	.170	.089	.064	2
8	.322	.306	.115	.105	.054	.045	.058	.041	.175	.097	.071	2
10	.373	.357	.133	.122	.060	.050	.068	.048	.192	.113	.089	2
12	.425	.407	.151	.139	.067	.056	.077	.055	.252	.124	.098	3
14	.476	.457	.169	.156	.075	.064	.085	.060	.274	.144	.118	3
1/4	.492	.473	.175	.162	.075	.064	.087	.063	.274	.144	.118	3

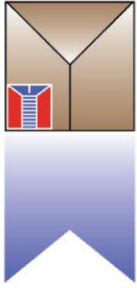
## Metallics

229 Cross Street  
Bristol, CT 06010

[www.metallics.us](http://www.metallics.us)

Phone: 860 589-4186 Toll Free: 800 243-8272

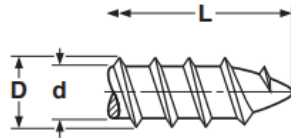
Fax: 860 584-1008 Toll Free Fax: 800 831-9358



# Metallics

An **AMERICAN** Source For Premier  
and Innovative Fasteners and Anchors

## THREAD DIMENSIONS



THREADS FOR SELF-TAPPING SCREWS TYPE A									ASME B18.6.4
Nominal Size or Basic Screw Diameter		Threads Per Inch	D		d		L		Minimum Torsional Strength, lb.-in. (STEEL SCREWS ONLY)
			Major Diameter		Minor Diameter		These Lengths or Shorter Have AB Threads		
			Max	Min	Max	Min	90° Heads	Csk Heads	
6	0.1380	18	.141	.136	.102	.096	1/4	5/16	24
7	0.1510	16	.158	.152	.114	.108	5/16	3/8	30
8	0.1640	15	.168	.162	.123	.116	3/8	7/16	39
9*	0.1770	14	.181	.170	.130	.120	3/8	7/16	47
10	0.1900	12	.194	.188	.133	.126	3/8	1/2	48
12	0.2160	11	.221	.215	.162	.155	7/16	9/16	83
14	0.2420	10	.254	.248	.185	.178	1/2	5/8	125
20	0.3200	9	.333	.327	.234	.226	11/16	13/16	250
24	0.3720	9	.390	.383	.291	.282	3/4	1	492
Tolerance on Length			Up to 1" Incl.: ±0.03				Over 1": ±0.05		

\* Dimensions for #9 diameter are independent of ASME B18.6.4

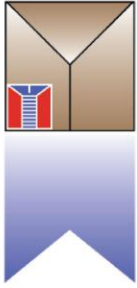
## Metallics

229 Cross Street  
Bristol, CT 06010

[www.metallics.us](http://www.metallics.us)

Phone: 860 589-4186 Toll Free: 800 243-8272

Fax: 860 584-1008 Toll Free Fax: 800 831-9358



# Metallics

An **AMERICAN** Source For Premier  
and Innovative Fasteners and Anchors

<b>Description</b>	A thread forming tapping screw with wider spaced threads than a Type-AB and a gimlet point.
<b>Applications/ Advantages</b>	For self starting in thin (.015-.050 thick) metal or resin-filled plywood. 18-8 Stainless steel tapping screws may be used in applications which require general atmospheric corrosion resistance. Fastening stainless steel parts to aluminum or steel can cause a type of corrosion known as a galvanic couple in some environments.
<b>Material</b>	<b>Steel:</b> AISI 1016 - 1024 or equivalent steel. <b>Stainless:</b> Austenitic 18-8 stainless steel
<b>Heat Treatment (Steel only)</b>	Screws shall be quenched in liquid and then tempered by reheating to 650°F minimum.
<b>Surface Hardness</b>	Steel: Rockwell C45 minimum
<b>Case Depth (Steel only)</b>	No. 6 diameter: .002 - .007 No. 8 thru 12 diameter: .004 - .009 1/4" and larger: .005 - .011
<b>Core Hardness (after tempering)</b>	<b>Steel:</b> Rockwell C28 - 38
<b>Plating</b>	See Appendix-A for information on plating of steel screws.

## Metallics

229 Cross Street  
Bristol, CT 06010

[www.metallics.us](http://www.metallics.us)

Phone: 860 589-4186 Toll Free: 800 243-8272

Fax: 860 584-1008 Toll Free Fax: 800 831-9358