




# ETCHED ALABASTER GLASS CFL

Smooth etched alabaster glass with metal trim. Energy efficient lamps.

PRODUCT NO.	FINISH	DESCRIPTION	SIZE	LAMP(S)	
<b>P3760-09EBWB</b> <b>P3760-20EBWB</b>	Brushed Nickel	Two-light	16-3/4" dia., 5-1/2" ht.	2 18w GU24 CFL included	
<b>P3764-09EBWB</b> <b>P3764-20EBWB</b>	Brushed Nickel	One-light	11-1/2" dia., 3-3/4" ht.	1 13w GU24 CFL included	
<b>P3765-09EBWB</b> <b>P3765-20EBWB</b>	Brushed Nickel	Two-light	14" dia., 4-3/4" ht.	2 13w GU24 CFL included	



P3760-09EBWB



P3764-09EBWB



P3765-09EBWB



P3760-20EBWB



P3764-20EBWB



P3765-20EBWB