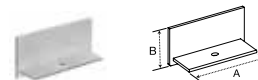
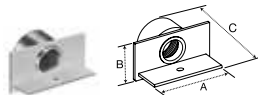
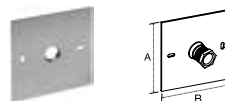


HBLALU2000 Series

End Fittings	Description	Material	Catalog Number	Description	Material	Catalog Number
	Entrance End Fitting ½ in. NPT steel fitting.	Anodized Aluminum Plate	HBLALU2010A A: 1.84" (47.74) B: .91" (23.11) C: 1.51" (38.35)	Blank End Fitting For closing end of raceway.	Anodized Aluminum	HBLALU2010B A: 1.84" (46.74) B: .91" (23.11)



Fittings	Description	Material	Catalog Number	Description	Material	Catalog Number
	Cover Clip Use to cover potential openings where two pieces of HBLALU2000 Raceway cover come together.	Stainless Steel	HBLALU2006 A: 1.00" (25.40)	Wire Clip For holding conductors in place.	Anodized Aluminum	HBLALU2000WC A: .44" (11.20)
	Flush Plate Adaptor For feeding HBL2000 Raceway from an existing wall outlet. Locknut included.	Anodized Aluminum	HBLALU2051H A: 4.50" (114.3) B: 4.50" (114.3)	Coupling (Pair) For joining lengths of HBLALU2000 Raceway.	Aluminum	HBLALU2001 A: 1.67" (42.42) B: 1.67" (42.42)



Devices and In-Line Fittings	Description	Material	Catalog Number	Description	Material	Catalog Number
	In-Line Switch Fitting (Switch sold separately).	Anodized Aluminum	HBLALU2040A A: 4.12" (104.65) B: 1.84" (46.74)	Ground Adapter (Plated) For connection of equipment grounding conductor to provide an additional ground to raceway. Screws included.	Steel**	HBLALU2009 A: 2.35" (59.8) B: 1.18" (30.0)
	Supporting Clip For mounting lengths of HBLALU2000 Raceway at any point. Mount with #6 flat head fastener. Has set screw for locking to raceway. Raceway must be screwed to the wall for secure fastening.	Stainless Steel	HBLALU2003 A: 2.00" (50.80)			



Note: *HBLALU2001 couplings included.
 **Galvanized Steel.

Dimensions in Inches (mm)