

# MIDGET TWIST-LOCK® PLUG OR CONNECTOR

## Installation Instructions

### GENERAL INFORMATION

#### CAUTION: RISK OF ELECTRIC SHOCK.

- DISCONNECT ELECTRICAL POWER BEFORE INSTALLATION OR MAINTENANCE.
- NEVER WIRE ENERGIZED ELECTRICAL COMPONENTS.

#### CAUTION: USE COPPER CONDUCTORS ONLY.

#### NOTICE:

- FOR INSTALLATION BY A QUALIFIED PERSON IN ACCORDANCE WITH NATIONAL AND LOCAL ELECTRICAL CODES.
- CHECK THAT THE DEVICE TYPE AND RATING IS SUITABLE FOR THE APPLICATION PRIOR TO INSTALLATION.

### WIRE INFORMATION

#### 1.) CORD GRIP RANGE.

ACCEPTS CONDUCTOR / CORD SIZES 18/3 TYPE SJ TO 14/3 TYPE SJ (.281 TO .421 DIA.)

#### 2.) SELECT THE PROPER WIRE SIZE AND TYPE FOR LOAD AND APPLICATION. REFER TO N.E.C. TABLES, ARTICLE 400.

Green or Green/yellow equipment grounding conductor to green screw.

White grounded circuit conductor to silver/white screw\*.

Black Ungrounded circuit conductor (NOT white NOT green) to brass screw(s).

#### 3.) SEE FIGURE 1 BELOW FOR STRIP LENGTH (DO NOT TIN CONDUCTORS) AND TABLE 1 FOR TORQUE VALUES FOR TERMINATIONS AND ASSEMBLY.

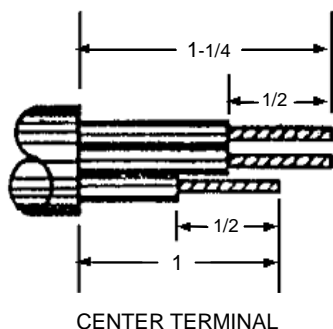
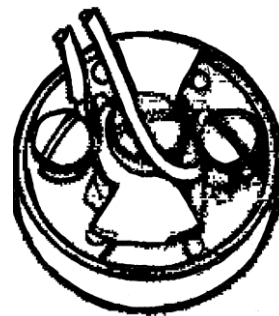


FIGURE 1

Table 1

	Torque (in-lbs)
Terminal Screws	7 - 9
Assembly Screws	3 - 5
Cord Clamp Screws	6 - 8

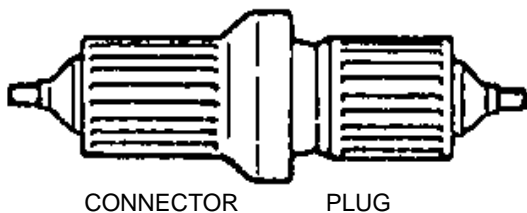


RECOMMENDED  
TERMINAL SCREW  
WIRE WRAP  
(WIRE ENTERS FROM INSIDE)

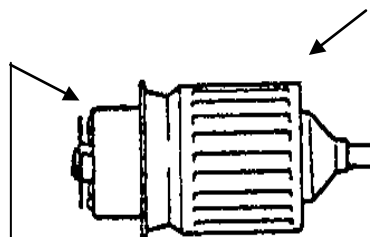
NOTE: THE LENGTH OF THESE DEVICES HAS BEEN ALTERED TO COMPLY WITH THE LATEST REQUIREMENTS OF UNDERWRITERS LABORATORIES, INC.

BOOT #7440-V

BOOT #7495-V



BOOT #7495-V



USE WITH  
CONNECTOR  
OR PLUG

FLANGED INLET  
FLANGED RECEPTACLE