



# WELL LIGHTS



P5295-31

## P5295-31 Black


Die cast aluminum, glass cover. Includes 4' cable and connector. Cannot mount in concrete. 5" dia., 4" ht. One 3w LED module included. Use with P8270-31 transformer.

PROGRESS 



P5228-31

## P5228-31 Black

Cast aluminum adjustable well light. Clear glass lens. Twist off cover for easy relamping. Internal gimbal ring adjusts 45° max. 3-1/2" dia., 8-1/2" ht. One 12-volt MR-16, 50w max. 




P5228-31


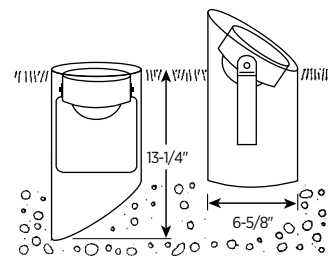


P5229-31  
shown with optional P8613-31  
and optional P8684-68

## P5229-31 Black

Adjustable well light. Well sleeve is 1/4" thick PVC pipe and installs flush or reversed provides lamp shielding. Inconspicuous "up light" which adjusts to 45° from its concealed in-ground installation. (Requires external transformer.) 6-5/8" dia., 13-1/4" ht. One 12-volt PAR-36, 50w max. 

Note: Glass cover and cube cell louver need to be ordered separately




## P8613-31 Black

45° cube cell louver fits under supplied glass lens for glare control. 4-3/4" cube cell for P5229-31, P5235-31 & P5237-31.

## P8684-68 Clear

Tempered glass cover for added lamp protection for P5229-31.

All low voltage  fixtures include: 1/2 NPS threaded adapter connector (P8651) mounting stake (P8618-31), and lamp. Must be connected to a 12V transformer.