



# KILLARK®

## INSTALLATION, OPERATION & MAINTENANCE DATA SHEET

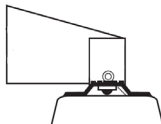
### OPTIONAL MOUNTING COMPONENTS for LZ2N/LZ2NE and LZ2S/LZ2SE SERIES LUMINAIRES



Wall Bracket Set  
Part No. LZWB



Adjustable Wall Bracket Set  
Part No. LZAB



Ceiling Bracket Set  
Part No. LZCB



Eyebolt Set  
Part No. LZEB



## OPTIONAL MOUNTING COMPONENTS for LZ2N/LZ2NE and LZ2S/LZ2SE SERIES LUMINAIRES

### CAUTION:

Before installing, make sure you are compliant with area classifications, failure to do so may result in bodily injury, death and property damage. Do not attempt installation until you are familiar with the following procedures. All installation must comply with the applicable Electrical Code.

Make sure that the circuit is de-energized before starting installation or maintenance.

Verify that the installation is grounded. Failure to ground will create electrical shock hazards, which can cause serious injury and or death.

Technical information, advice and recommendations contained in these documents is based upon information that Killark believes to be reliable. All the information and advice contained in these documents is intended for use only by persons having been trained and possessing the requisite skill and know-how and to be used by such persons only at their own discretion and risk. The nature of these instructions is informative only and does not cover all of the details, variations or combinations in which this equipment may be used, its storage, delivery, installation, check out, safe operation and maintenance. Since conditions of use of the product are outside of the care, custody and control of Killark, the purchaser should determine the suitability of the product for his intended use, and assumes all risk and liability whatsoever in connection therewith.

**KILLARK®**

**Chalmit**

**Victor**  
Lighting

**Vantage**  
Technology

**RIG POWER**

**HAWKE**  
International

3940 Dr. Martin Luther King Drive  
St. Louis, MO 63113

P/N KIL00912462 FORM NO. K1273 R05/08 ECO-6-030-08

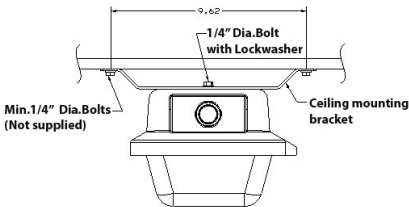
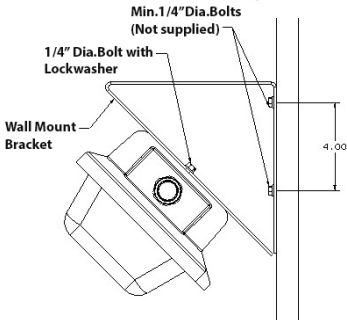
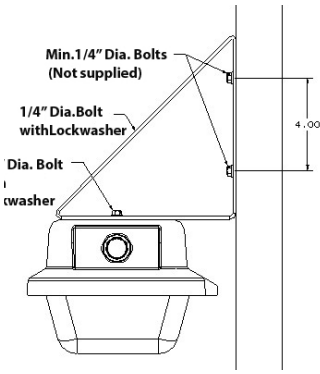
Page 1 of 3

## 1. CAT. NO. "LZWB" (Fixed 45 Wall Mount Kit)

Includes (2) fixed brackets, (2) bolts and (2) lock washers.

(Anchor Bolts not included)

- Mount wall bracket to Luminaire in desired configuration using supplied 1/4" dia. bolts and lock washers. (**NOTE:** Hinge position as shown)
- Mount wall bracket to wall using a min. 1/4" – 5/16" Dia. Bolts. (not supplied).



## 2. CAT. NO. "LZCB" (Ceiling Mount Kit)

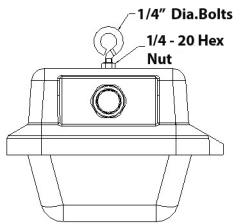
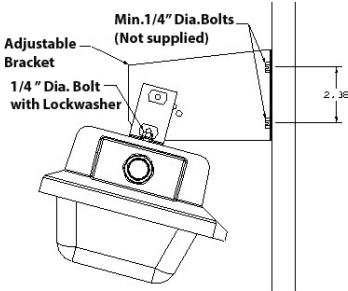
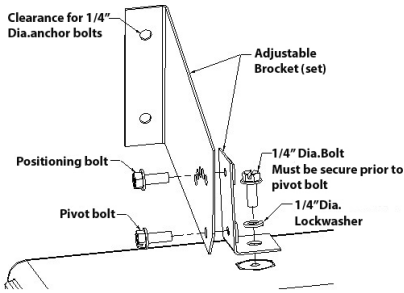
Includes (2) brackets, (2) bolts and (2) lock washers.

(Anchor Bolts Not included)

- Mount Ceiling bracket to Luminaire. Using supplied 1/4" dia. bolts and lockwashers.
- Mount Ceiling bracket to ceiling using 1/4" – 5/16" Dia. Bolts. (not supplied).

### 3. CAT. NO. "LZAB" (Adjustable Angle Bracket Kit)

Includes (2) fixed angle brackets, (2) adjustable angle brackets, (6) bolts and (2) lock washers.



### 4. CAT. NO. "LZEB" (Eyebolt Kit)

Includes (2) eyebolts and (2) Hex Nuts.

**KILLARK®**

**Chalmit**

**Victor**  
Lighting

**Vantage**  
Technology

**RIG POWER**

**HAWKE**  
International

3940 Dr. Martin Luther King Drive  
St. Louis, MO 63113

P/N KIL00912462 FORM NO. K1273 R05/08 ECO-6-030-08

Page 3 of 3