

DESCRIPTION

The CIR Series offers quality and value with a compact and attractive LED based remote emergency light. The white base-plate and lamp-heads are made of high impact UL flame rated thermoplastic. Lamp-heads are fully adjustable and glare-free. The remote lamps are driven by the Compass remote capacity Exit, Combo or Emergency Light.

APPLICATION

The CIR Series can be applied in stair-wells, hallways, offices and other commercial applications.

FEATURES

- Single or Double lamp-head remote with base-plate
- LED life-cycle of more than 10 years
- Quick installation
- Dual-voltage 120 or 277V AC input
- Damp Location Listed
- Fully adjustable lamp-heads



tradeSELECT®

STANDARDS, CERTIFICATION, AND COMPLIANCE

UL924 Listed
NFPA 101 and NFPA 70
OSHA

WARRANTY

2 year full unit warranty

ORDERING GUIDE

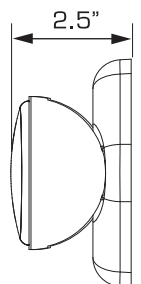
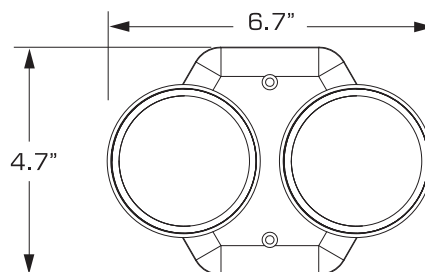
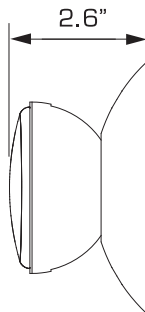
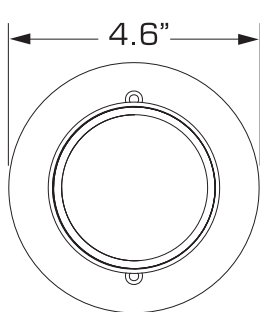
Catalog Number	Description	Voltage	Lamp Watts (Each)
CIRS	Single LED remote lamp-head with mounting base	3 VDC	1 Watt
CIRD	Double LED remote lamp-head with mounting base	3 VDC	1 Watt

*Powered by the Compass Exit, Combo or Emergency Light with Remote Capacity

ACCESSORIES

WGLZ Wireguard - 6.25" H X 14" W X 4" D

DIMENSIONS



CIRS

Single Remote Carton Weight: 1 lbs.
Master Carton Quantity: 20 each

CIRD

Double Remote Carton Weight: 1.2 lbs.
Master Carton Quantity: 20 each