



Get The Facts And See
The Honeywell Advantage

Compare Honeywell To EWC And See The H

The Facts Speak For Themselves

Honeywell TrueZONE® HZ432 Zoning Panels


Smaller Footprint —
Panels are 8" x 13.5", giving the installer the ability to mount TrueZONE® panels virtually anywhere — on the return duct, studs or wall next to the system.



Intuitive Installer Setup —
Easy-to-follow, digital display uses real language to guide installer through setup and checkout. No dip switches or pots make it easy to understand what configurations are being changed throughout the setup process.



Stage Timer Algorithm —
Patented stage timer adjustable from 5 to 60 minutes for each stage, increasing configuration flexibility.




EWC UZC4 Zoning Panels


Larger Footprint —
Panels are 9.75" x 18.75", offering less flexibility on where to locate panel.



Manual Dip Switch Setup —
Multiple dip switches and pots. No menu-driven checkout procedure to ensure all zones and heating and cooling equipment are operating correctly.



Stage Timer —
7 to 42 minutes with one timer for both stages.




Honeywell Advantage

Honeywell TrueZONE HZ432 Zoning Panels


Clean, Professional Installation — Wire channels* allow installer to run wires on the side, top, bottom or backside of the panel, and wire anchors help hold wires in place.



Robust Push Terminals — Push-in terminal blocks wire in literally half the time compared to screw terminals — no screwdriver required. Wires lock in to the terminals for a secure fit.



Variable-Speed Fan Control* — Reduces blower speed in cooling when only one zone is calling.




EWC UZC4 Zoning Panels


Panel Knockouts — Knockouts on the panel housing provide entryways for wiring.



Screw Terminals — Requires screwdriver and additional time to wire.



Single-Speed Fan Control — No direct variable speed fan control available.




* Patent pending

Honeywell TrueZONE® Panels

Honeywell took its more than 50 years experience in the zoning business and combined it with feedback from hundreds of contractors like you. Together, we've re-invented zoning panels and made zoning truly effortless.

If you've ever installed a zoning system by setting manual dip switches, you'll appreciate the simplicity, convenience and time savings that TrueZONE® offers. TrueZONE helps eliminate callbacks by ensuring that the system is operating properly before the installer leaves the job site. It all adds up to true comfort for your customers and true profit for your bottom line.

TrueZONE™ Panels	
Part Number	Description
HZ432	4 zone, 3H/2C panel used for conventional, heat pump or dual fuel systems. Expand up to 32 zones with TAZ-4
HZ322	3 zone, 2H/2C panel used for conventional or heat pump equipment
HZ311	3 zone, 1H/1C panel used for conventional equipment
HZ432K	Includes (1) HZ432 panel, (1) transformer and (1) C7735A discharge air temperature sensor
HZ322K	Includes (1) HZ322 panel, (1) transformer and (1) C7735A discharge air temperature sensor
HZ311K	Includes (1) HZ311 panel, (1) transformer and (1) C7735A discharge air temperature sensor



Learn More

Call toll-free **1-800-328-5111**
or e-mail info@honeywell.com.

Automation and Control Solutions

In the US:
Honeywell
1985 Douglas Drive North
Golden Valley, MN 55422-3992

In Canada:
Honeywell Limited
35 Dynamic Drive
Toronto, Ontario M1V 4Z9
www.honeywell.com

50-9535 PM
March 2009
© 2009 Honeywell International Inc.

All other brand and product names shown
are trademarks of their respective owners.