PROTEK DOUBLE-HINGED, UL AND NEMA TYPE 4, 4X OR 12

INDUSTRY STANDARDS

UL 508A Listed; File Number E61997
cUL Listed per CSA C22.2 No. 94; File Number E619967
Solid Door: Type 4 and 12
Window Door: Type 12
Solid Door, Stainless Steel: Type 4, 4X and 12

NEMA / EEMAC: Type 4, 4X or 12
IEC 60529, IP66 or IP55, IK 10

APPLICATION

ProTek Double-Hinged cabinets are an excellent, off-the-shelf choice for mounting 19-in. rack, panel-mounted devices or other electronic equipment. The cabinets are designed to provide both front and rear access to 19-in. rack-mounted equipment. They provide protection against water, dirt, corrosive agents and other contaminants. ProTek is an excellent choice for applications where space is at a premium and the only option is wall mounting. ProTek comes in a broad range of sizes, materials and configurations to meet many demanding applications.

FEATURES

- Front and rear access to 19-in. rack equipment provided by three-part design: door, center section and wall section
- Solid door provides complete physical and visual protection
- Window door, made of scratch-resistant safety glass, provides visual monitoring of internal equipment while maintaining equipment protection
- All seams are fully welded and ground smooth
- Doors, center section and wall section are provided with ground studs to facilitate proper bonding and grounding of the cabinet
- Premium seamless, foam-in-place gasket prevents contaminants from entering the cabinet
- Keylocking wing knob is included on painted steel cabinet, providing access control to the cabinet; two keys are included with each cabinet
- Stainless steel cabinet is provided with a quarter-turn slotted latch
- One set of plated, self-grounding, tapped 10-32 rack angles per EIA universal spacing standards, which can be adjusted front-to-back, is provided with each center section of the cabinet; additional tapped- or square-hole rack angles can be added to the cabinet to provide additional mounting
- Wall section welded panel studs which accommodate standard panels (steel and wood available), can be ordered separately
- On 28-in. (700 mm) wide enclosures, a 4-in. vertical cable manager with composite fingers is provided on hinge side of cabinet

SPECIFICATIONS

- Doors made of 16 gauge; center and wall sections made of 14 gauge steel. Stainless steel enclosures made from Type 304 stainless steel
- Window made of .25-in. thick, scratch- and impact-resistant safety glass
- Rack angles made of plated 12 gauge steel
- M6 ground studs on door, center and wall sections are masked from paint
- Twenty 10-32 screws included with cabinet
- Foam-in-place gasket made of durable polyurethane

FINISH

- Pretreated steel coated with RAL 7035 light-gray, low-gloss, lightly textured polyester powder paint
- Stainless steel is provided with a smooth-grain finish

LOAD RATING

Center hinged section:

Height	Maximum Load Rating
16 in.	175 lb./79.4 kg
24 in.	250 lb./113.4 kg
36 in.	300 lb./136.1 kg
48 in.	350 lb./158.8 kg
60 in.	400 lb./181.4 kg

ACCESSORIES

Locks and handles
Panels (steel and wood)
Grounding kits
Power Distribution Units (PDUs)
Rack angles

BULLETIN: DWDH2

Technical Operating Information AC Unit (T150116G100) **Replacement Filter No. 10100091**

Hz	Voltage VAC	Phase	BTU/hr @ Max. Ambient Temp. (watts)	Full Load Amp	Max. Ambient Temp. (°F)	Max. Ambient Temp. (°C)	Cord and Plug
60 (50)	115	1	800 (235 watts)	3.6 (3.8)	131 (125)	52 (52)	24-in. cord length 5-15P Plug

Standard Product **Solid Door, NEMA Type 4, 12**

Catalog Number	in./mm	Rack Units	F in./mm	P in./mm	Q in./mm	S in./mm	Optional Steel Panel	Optional Wood Panel	Additional Rack Angles [a]
PTHS162415G4	17.09 x 23.62 x 14.96 434 x 600 x 380	8	12.66 322	— —	— —	1.11 28	CP2014	—	PTRA16T or PTRA16S
PTHS242415G4	24.09 x 23.62 x 14.96 612 x 600 x 380	12	12.66 322	— —	— —	1.11 28	CP2020	CP2020W	PTRA24T or PTRA24S
PTHS242424G4	24.09 x 23.62 x 24.02 612 x 600 x 610	12	21.72 552	— —	— —	1.11 28	CP2020	CP2020W	PTRA24T or PTRA24S
PTHS242430G4	24.09 x 23.62 x 29.92 612 x 600 x 760	12	27.64 702	— —	— —	1.11 28	CP2020	CP2020W	PTRA24T or PTRA24S
PTHS242824G4	24.09 x 27.56 x 24.02 612 x 700 x 610	12	21.72 552	— —	— —	1.11 28	CP2420	—	PTRA24T or PTRA24S
PTHS362415G4	36.30 x 23.62 x 14.96 922 x 600 x 380	19	12.66 322	— —	— —	1.11 28	CP3220	CP3220W	PTRA36T or PTRA36S
PTHS362424G4	36.30 x 23.62 x 24.02 922 x 600 x 610	19	21.72 552	— —	— —	1.11 28	CP3220	CP3220W	PTRA36T or PTRA36S
PTHS362824G4	36.30 x 27.56 x 24.02 922 x 700 x 610	19	21.72 552	— —	— —	1.11 28	CP3024	—	PTRA36T or PTRA36S
PTHS482415G4	48.54 x 23.62 x 14.96 1233 x 600 x 380	26	12.66 322	— —	— —	1.11 28	CP4420	CP4420W	PTRA48T or PTRA48S
PTHS482424G4	48.54 x 23.62 x 24.02 1233 x 600 x 610	26	21.72 552	— —	— —	1.11 28	CP4420	CP4420W	PTRA48T or PTRA48S
PTHS482824G4	48.54 x 27.56 x 24.02 1233 x 700 x 610	26	21.72 552	— —	— —	1.11 28	CP2442	—	PTRA48T or PTRA48S
PTHS602415G4	60.04 x 23.62 x 14.96 1525 x 600 x 380	32	12.66 322	— —	— —	1.11 28	CP5620	—	PTRA60T or PTRA60S
PTHS602424G4	60.04 x 23.62 x 24.02 1525 x 600 x 610	32	21.72 552	— —	— —	1.11 28	CP5620	—	PTRA60T or PTRA60S
PTHS242436G4	24.09 x 23.62 x 36.02 612 x 600 x 915	12	33.72 856	— —	— —	1.11 28	CP2020	CP2020W	PTRA24T or PTRA24S
PTHS242836G4	24.09 x 27.56 x 36.02 612 x 700 x 915	12	33.72 856	— —	— —	1.11 28	CP2020	CP2020W	PTRA24T or PTRA24S
PTHS362436G4	36.30 x 23.62 x 36.02 922 x 600 x 915	19	33.72 856	— —	— —	1.11 28	CP3220	CP3220W	PTRA36T or PTRA36S
PTHS362836G4	36.30 x 27.56 x 36.02 922 x 600 x 915	19	33.72 856	— —	— —	1.11 28	CP3220	CP3220W	PTRA36T or PTRA36S
PTHS482436G4	48.54 x 23.62 x 36.02 1233 x 600 x 915	26	33.72 856	— —	— —	1.11 28	CP4420	CP4420W	PTRA48T or PTRA48S

[a]T = tapped 10-32, S = square hole (.375 in. x .375 in.)

Standard Product **Window Door, NEMA Type 12**

Catalog Number	AxBxC in./mm	Rack Units	F in./mm	P in./mm	Q in./mm	S in./mm	Optional Steel Panel	Optional Wood Panel	Additional Rack Angles [a]
PTHW162415G2	17.09 x 23.62 x 14.96 434 x 600 x 380	8	12.66 322	11.87 301	15.38 391	1.11 28	CP2014	—	PTRA16T or PTRA16S
PTHW242415G2	24.09 x 23.62 x 14.96 612 x 600 x 380	12	12.66 322	18.25 464	15.38 391	1.11 28	CP2020	CP2020W	PTRA24T or PTRA24S
PTHW242424G2	24.09 x 23.62 x 24.02 612 x 600 x 610	12	21.72 552	18.25 464	15.38 391	1.11 28	CP2020	CP2020W	PTRA24T or PTRA24S
PTHW242430G2	24.09 x 23.62 x 29.92 612 x 600 x 760	12	27.64 702	18.25 464	15.38 391	1.11 28	CP2020	CP2020W	PTRA24T or PTRA24S
PTHW242824G2	24.09 x 27.56 x 24.02 612 x 700 x 610	12	21.72 552	18.25 464	19.38 492	1.11 28	CP2420	—	PTRA24T or PTRA24S
PTHW362415G2	36.30 x 23.62 x 14.96 922 x 600 x 380	19	12.66 322	30.75 781	15.38 391	1.11 28	CP3220	CP3220W	PTRA36T or PTRA36S
PTHW362424G2	36.30 x 23.62 x 24.02 922 x 600 x 610	19	21.72 552	30.75 781	15.38 391	1.11 28	CP3220	CP3220W	PTRA36T or PTRA36S
PTHW362430G2	36.30 x 23.62 x 29.92 922 x 600 x 760	19	27.64 702	30.75 781	15.38 391	1.11 28	CP3220	CP3220W	PTRA36T or PTRA36S
PTHW362824G2	36.30 x 27.56 x 24.02 922 x 700 x 610	19	21.72 552	30.75 781	19.38 492	1.11 28	CP3024	—	PTRA36T or PTRA36S
PTHW482415G2	48.54 x 23.62 x 14.96 1233 x 600 x 380	26	12.66 322	42.70 1085	15.38 391	1.11 28	CP4420	CP4420W	PTRA48T or PTRA48S
PTHW482424G2	48.54 x 23.62 x 24.02 1233 x 600 x 610	26	21.72 552	42.70 1085	15.38 391	1.11 28	CP4420	CP4420W	PTRA48T or PTRA48S
PTHW482430G2	48.54 x 23.62 x 29.92 1233 x 600 x 760	26	27.64 702	42.70 1085	15.38 391	1.11 28	CP4420	CP4420W	PTRA48T or PTRA48S
PTHW482824G2	48.54 x 27.56 x 24.02 1233 x 700 x 610	26	21.72 552	42.70 1085	19.38 492	1.11 28	CP2442	—	PTRA48T or PTRA48S
PTHW602415G2	60.04 x 23.62 x 14.96 1525 x 600 x 380	32	12.66 322	54.39 1377	15.38 391	1.11 28	CP5620	—	PTRA60T or PTRA60S
PTHW602424G2	60.04 x 23.62 x 24.02 1525 x 600 x 610	32	21.72 552	54.39 1377	15.38 391	1.11 28	CP5620	—	PTRA60T or PTRA60S
PTHW242436G2	24.09 x 23.62 x 36.02 612 x 600 x 915	12	33.72 856	18.25 464	15.38 391	1.11 28	CP2020	CP2020W	PTRA24T or PTRA24S
PTHW242836G2	24.09 x 27.56 x 36.02 612 x 700 x 915	12	33.72 856	18.25 464	19.38 492	1.11 28	CP2020	CP2020W	PTRA24T or PTRA24S
PTHW362436G2	36.30 x 23.62 x 36.02 922 x 600 x 915	19	33.72 856	30.75 781	15.38 391	1.11 28	CP3220	CP3220W	PTRA36T or PTRA36S
PTHW362836G2	36.30 x 27.56 x 36.02 922 x 700 x 915	19	33.72 856	30.75 781	19.38 492	1.11 28	CP3220	CP3220W	PTRA36T or PTRA36S
PTHW482436G2	48.54 x 23.62 x 36.02 1233 x 600 x 915	26	33.72 856	42.70 1085	15.38 391	1.11 28	CP4420	CP4420W	PTRA48T or PTRA48S
PTHW482836G2	48.54 x 27.56 x 36.02 1233 x 700 x 915	26	33.72 856	42.70 1085	19.38 492	1.11 28	CP4420	CP4420W	PTRA48T or PTRA48S

[a] T = tapped 10-32, S = square hole (.375 in. x .375 in.)

Cable manager supplied with 700 mm wide enclosures

Standard Product **Solid Door Stainless Steel, NEMA Type 4, 4X, 12**

Catalog Number	AxBxC in./mm	Rack Units	F in./mm	P in./mm	Q in./mm	S in./mm	Optional Steel Panel	Optional Wood Panel	Additional Rack Angles [a]
PTHS242415X	24.09 x 23.62 x 14.96 612 x 600 x 380	12	12.65 321	— —	— —	.80 20	CP2020	CP2020W	PTRA24T or PTRA24S
PTHS242424X	24.09 x 23.62 x 24.02 612 x 600 x 610	12	21.71 551	— —	— —	.80 20	CP2020	CP2020W	PTRA24T or PTRA24S
PTHS362415X	36.30 x 23.62 x 14.96 922 x 600 x 380	19	12.65 321	— —	— —	.80 20	CP3220	CP3220W	PTRA36T or PTRA36S
PTHS362424X	36.30 x 23.62 x 24.02 922 x 600 x 610	19	21.71 551	— —	— —	.80 20	CP3220	CP3220W	PTRA36T or PTRA36S
PTHS482415X	48.62 x 23.62 x 14.96 1235 x 600 x 380	26	12.65 321	— —	— —	.80 20	CP4420	CP4420W	PTRA48T or PTRA48S
PTHS482424X	48.62 x 23.62 x 24.02 1235 x 600 x 610	26	21.71 551	— —	— —	.80 20	CP4420	CP4420W	PTRA48T or PTRA48S
PTHS242436X	24.09 x 23.62 x 36.02 612 x 600 x 915	12	33.72 856	— —	— —	.80 20	CP2020	CP2020W	PTRA24T or PTRA24S
PTHS362436X	36.30 x 23.62 x 36.02 922 x 600 x 915	19	33.72 856	— —	— —	.80 20	CP3220	CP3220W	PTRA36T or PTRA36S

[a]T = tapped 10-32, S = square hole (.375 in. x .375 in.)

Standard Product **Solid Door AC, NEMA Type 4, 12**

Catalog Number	AxBxC in./mm	Rack Units	F in./mm	P in./mm	Q in./mm	S in./mm	Optional Steel Panel	Optional Wood Panel	Additional Rack Angles [a]
PTHS242428G4A	24.09 x 23.62 x 27.95 612 x 600 x 710	12	25.65 652	— —	— —	1.11 28	CP2020	CP2020W	PTRA24T or PTRA24S
PTHS362428G4A	36.30 x 23.62 x 27.95 922 x 600 x 710	19	25.65 652	— —	— —	1.11 28	CP3220	CP3220W	PTRA36T or PTRA36S
PTHS482428G4A	48.54 x 23.62 x 27.95 1233 x 600 x 710	26	25.65 652	— —	— —	1.11 28	CP4420	CP4420W	PTRA48T or PTRA48S

[a]T = tapped 10-32, S = square hole (.375 in. x .375 in.)

Standard Product **Window Door AC, NEMA Type 12**

Catalog Number	AxBxC in./mm	Rack Units	F in./mm	P in./mm	Q in./mm	S in./mm	Optional Steel Panel	Optional Wood Panel	Additional Rack Angles [a]
PTHW242428G2A	24.09 x 23.62 x 27.95 612 x 600 x 710	12	25.65 652	18.25 464	12.38 391	1.11 28	CP2020	CP2020W	PTRA24T or PTRA24S
PTHW362428G2A	36.30 x 23.62 x 27.95 922 x 600 x 710	19	25.65 652	30.75 781	15.38 391	1.11 28	CP3220	CP3220W	PTRA36T or PTRA36S
PTHW482428G2A	48.54 x 23.62 x 27.95 1233 x 600 x 710	26	25.65 652	42.70 1085	15.38 391	1.11 28	CP4420	CP4420W	PTRA48T or PTRA48S

[a]T = tapped 10-32, S = square hole (.375 in. x .375 in.)

Standard Product **Solid Door Stainless Steel AC, NEMA Type 4, 4X, 12**

Catalog Number	AxBxC in./mm	Rack Units	F in./mm	P in./mm	Q in./mm	S in./mm	Optional Steel Panel	Optional Wood Panel	Additional Rack Angles [a]
PTHS242428XA	24.45 x 23.62 x 27.95 621 x 600 x 710	12	25.65 652	— —	— —	.80 20	CP2020	CP2020W	PTRA24T or PTRA24S
PTHS362428XA	36.30 x 23.62 x 27.95 922 x 600 x 710	19	25.65 652	— —	— —	.80 20	CP3220	CP3220W	PTRA36T or PTRA36S
PTHS482428XA	48.62 x 23.62 x 27.95 1235 x 600 x 710	26	25.65 652	— —	— —	.80 20	CP4420	CP4420W	PTRA48T or PTRA48S

[a]T = tapped 10-32, S = square hole (.375 in. x .375 in.)

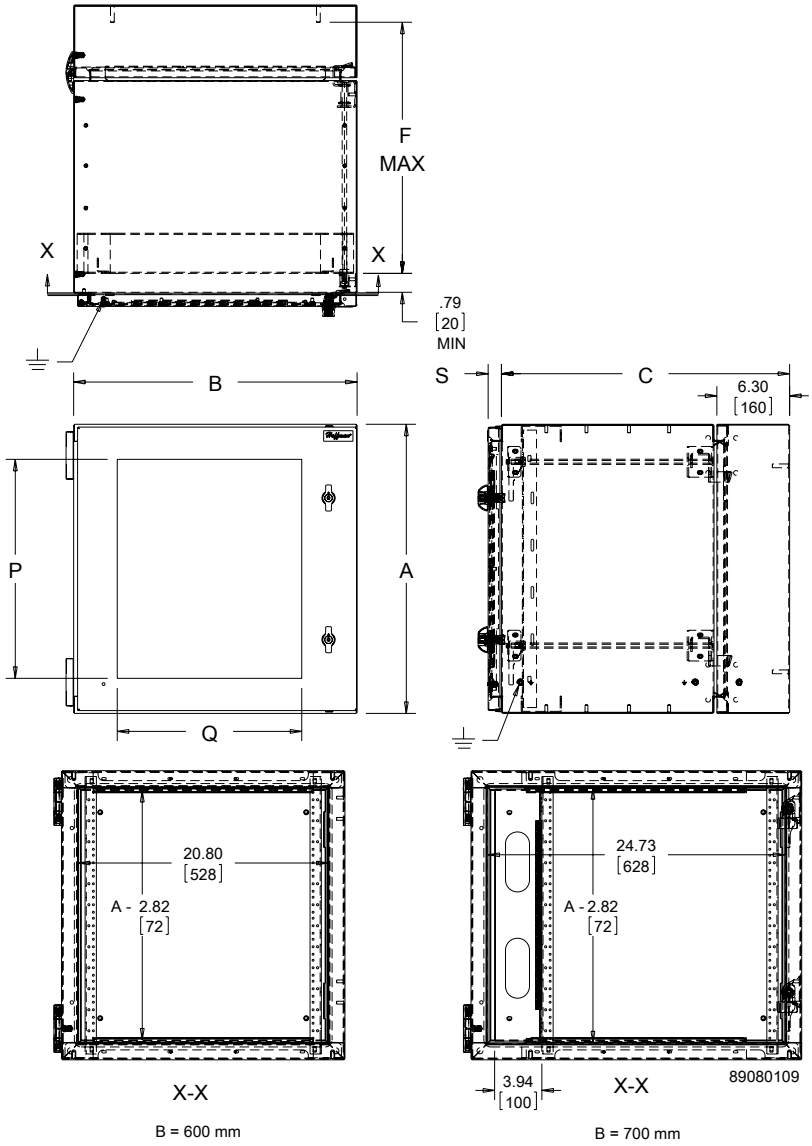

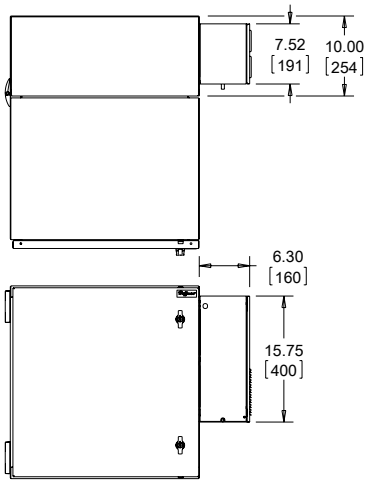

PTHS242428G2A, PTHS362428G2A, PTHS482428G2A
PTHW242428G2A, PTHW362428G2A, PTHW482428G2A
PTHS2424282XA, PTHS3624282XA, PTHS4824282XA

COOLING PERFORMANCE FOR AIR CONDITIONER PACKAGES

PROTEK Air Conditioner calculated cooling performance
AC Performance: 800 BTU/hour or 235 watts
Voltage / Hertz: 115 VAC/60 Hz
Max. Ambient Temperature: 131 F
Min. Ambient Temperature: -40 F
Max. Internal Temperature: 100 F (Allowable)

Cooling Performance **PROTEK Air Conditioner Packages**

Ambient Temperature (°F)	Watts (Heat) Dissipated Cabinet Height: 24 in.	Watts (Heat) Dissipated Cabinet Height: 36 in.	Watts (Heat) Dissipated Cabinet Height: 48 in.
130	15	N/A	N/A
120	88	73	59
110	161	154	146
100	234	234	234
90	308	315	322
80	381	396	410
70	454	476	498
60	527	557	586
50	601	637	674
40	674	718	762

N/A = Not applicable and not recommended in these applications

1 BTU = 3.413 watts

PROTEK WALL-MOUNT CABINET ACCESSORY PANELS

Where equipment mounting space is limited, Accessory Panels increase cabinet capacity by providing a mounting surface for 19-in. equipment and accessories at the back of the cabinet. The panels mount on collar studs provided in the cabinet. Available in painted mild steel.

BULLETIN: CWP, DWDH2

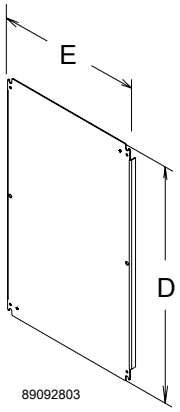

Standard Product

Catalog Number	Panel Size D x E mm/in.	Gauge
CP2014	462 x 310	14
CP2020	462 x 462	12
CP2442	564 x 1021	12
CP3220	762 x 462	12
CP4420	1072 x 462	12
CP5620	1351 x 462	12

PROTEK RACK ANGLES

Square- and tapped-hole rack angles fit into PROTEK single-and double-hinged cabinets.

BULLETIN: DWDH2

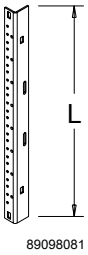

Standard Product

Catalog Number	L in./mm	Hole Type	Fits Cabinet Height in./mm	Rack Units
PTRA16T	16.12 409	Tapped	16.00	8
PTRA16S	16.12 409	Square	16.00	8
PTRA24T	23.12 587	Tapped	24.00	12
PTRA24S	23.12 587	Square	24.00	12
PTRA36T	35.32 897	Tapped	36.00	19
PTRA36S	35.32 897	Square	36.00	19
PTRA48T	45.57 1157	Tapped	48.00	26
PTRA48S	45.57 1157	Square	48.00	26
PTRA60T	59.07 1500	Tapped	60.00	32
PTRA60S	59.07 1500	Square	60.00	32

Notes