



Catalog Number	
Notes	Type

FEATURES AND SPECIFICATIONS

INTENDED USE

Factory or field installed inside or outside (field only) fluorescent fixture to operate lamp(s) at reduced light output, providing optimum glare-free illumination for a minimum of 90 minutes upon interruption of normal power.

CONSTRUCTION

- Durable thermoplastic/metal housing resists impact, scratches, and corrosion. UL-94V-0 flame rating
- Reduced-profile footprint fits in the tightest applications
- Polarized quick-connect pilot light/test switch assembly simplifies installation
- Pilot light and test switch provide visual and manual means of monitoring system operation
- U.S. Patent No. 6,522,147.

PERFORMANCE

Operates one 2' - 4' or U-shaped fluorescent lamp for 90 minutes. (Compatible with most electronic T8 and magnetic T12, instant start, rapid start and slimline ballasts).

ELECTRONIC

- Multi-voltage input capability (120-277V; 50/60 Hz).
- Additional input lead provided to allow switching of fixture.
- Constant-current type charger.
- Input circuit provides high efficiency and reliable operation.
- High-efficiency push-pull inverter is the most effective method of converting DC power. It provides maximum light output, battery life and reliability.

BATTERY

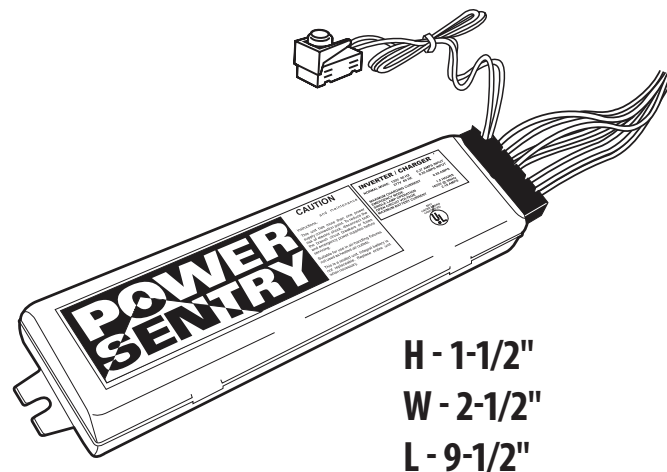
Sealed, maintenance-free, high-temperature nickel cadmium battery. Ensures long life over a wide range of temperatures. Automatic battery recharge after 90-minute discharge. Fully charged after 24 hours.

INSTALLATION

- Patented Quick-Disconnect connector system allows for easy replacement capabilities.
- Push-nuts and insulation-displacement connectors reduce installation time. Custom, one-piece test switch/pilot light allows for mounting flexibility.
- Mounts concealed within fixture wireway for clean appearance and protection against vandalism.
- Compact size (9.5" L x 2.5" W x 1.18" H) allows installation in a variety of fluorescent fixtures: troffers, industrials, commercials and strips.
- Unit mounting centers are identical to a standard ballast.
- Unit wires two ways: on night light circuit (permanently energized) or on switchable circuit (unswitched circuit to the battery charger and switched circuit to the fixture ballast). Unit will strike normally off lamp.

Fluorescent Battery Packs

PSQ500QD MVOLT



LISTING

- UL listed. Meets UL 924, NFPA 101 (current Life Safety Code), NEC and OSHA illumination standards.
- Standard unit is UL approved for installation in sealed and gasketed fixtures.
- For product UL approved for use in wet and damp location fixtures, see PSQ500DW specification sheet.

WARRANTY

Three-year total customer satisfaction warranty. (For complete details, see warranty page in Product Selection Guide).

Lead times will vary depending on options selected. Consult with your sales representative.

Example: PSQ500QD MVOLT

ORDERING LOGIC

All configurations of this product are considered "standard" and have short lead times..

PSQ500QD MVOLT	
Designation	
PSQ500	Battery pack
MVOLT	

Accessories ¹	
ORDER AS SEPARATE ITEM.	

- ELA TSPLP** Remote or replacement test switch/pilot light; mounts up to 25' away from fixture
- ELA PSRME** Remote mounting enclosure

NOTES

1. See Inverter Accessories specification sheets for details on other compatible devices.



PSQ500QD MVOLT Fluorescent Battery Packs

SPECIFICATIONS

BATTERY

Sealed Nickel-Cadmium

Voltage	Shelf Life ¹	Expected Life ¹	Maintenance	Optimum Temp ²
3.6	3 years	7-9 years	none ³	32–100°F

Notes:

1. - At 77°F.

2. - Optimum ambient temperature range where unit will provide capacity for 900 minutes.

Higher and lower temperatures affect life and capacity. Consult factory for detailed information.

3. - Periodic system status test recommended.

ELECTRICAL

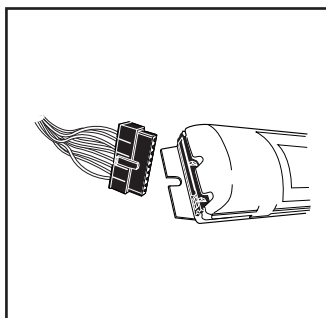
Volts A	Maximum AC input	
	mps	Watts
120	0.27	2.5
277	0.29	2.5

LAMP COMPATIBILITY

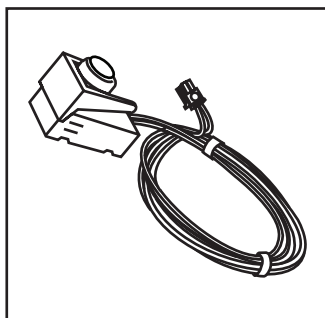
Type	Diameter	Length	Wattage	No. of Lamps
Linear	U-Lamp T8	NA	16-32	1
	T8	24"48"	17-32	1
	U-Lamp T12	NA	34-40	1
	T12	24"48"	20-40	1
CFL	Twin-Tube (4-pin)	NA	18-40	1
Other	T9	Circuline	20-40	1

One-lamp emergency operation. Tested and approved lamp/ballast combinations. Consult Lithonia Lighting representative for additional lamp/ballast combination compatibility not shown.

KEY FEATURES



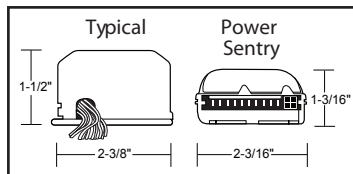
New Quick-Disconnect wiring system



New Quick-Disconnect wiring system

MOUNTING

All dimensions are inches (millimeters)



Cross section end view

Length: 13-5/16 inches

Shipping weight: 2.0 lbs (0.68 kg).

New reduced-profile design fits in the tightest of applications

Specifications subject to change without notice. Actual performance may differ as a result of end-user environment or application.
Full warranty terms located at www.acuitybrands.com/CustomerResources/Terms_and_conditions.aspx

Sheet#: PSQ500QD MVOLT