


Features and functions

Safety

The door is interlocked standard in the ON position. It can only be bypassed by authorized personnel with appropriate tools. High-performance handles are also available in red and yellow color options for added emergency breaking designation.

Security

Up to three padlocks (each 4–8 mm diameter shank) can be used in the standard OFF position. A lockout hasp can also be used as shown below. This enables the door to also be interlocked. This safety feature is designed not to be bypassed.



Easy installation

The handle is designed for fast and efficient mounting with the door in either the OPEN or CLOSED position. A simple screw-on assembly is required. A template is provided to make drilling holes fast and accurate. Additionally, the escutcheon size is the same in all four handle sizes, allowing for the same template and drilling pattern. This makes training easier and mounting more efficient.



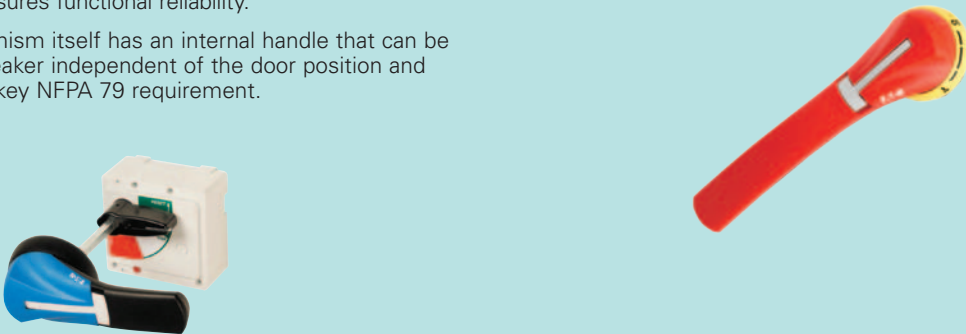
Optional and needs to be purchased separately.

IP, NEMA and NFPA 79

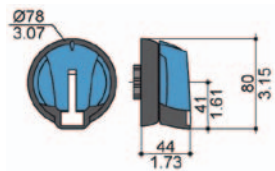
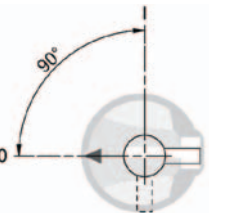
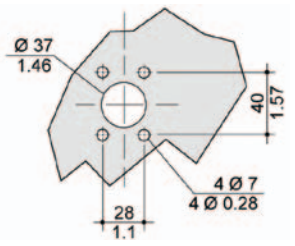
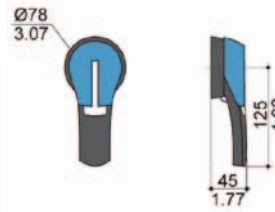
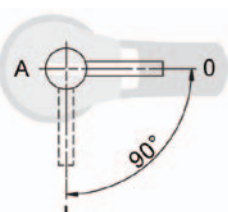
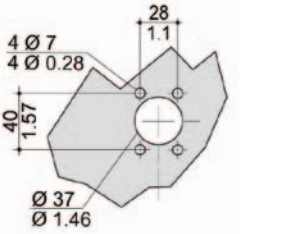
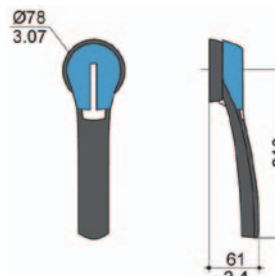
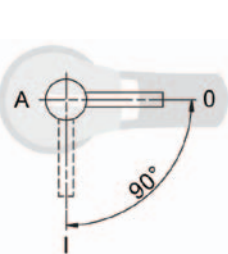
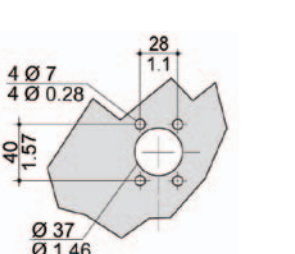
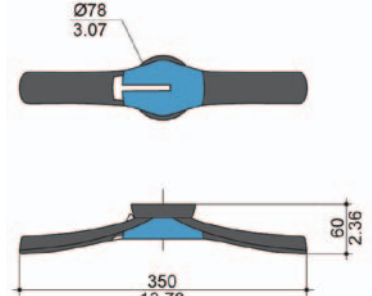
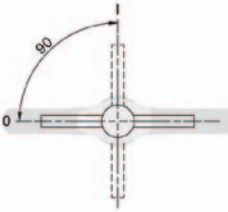
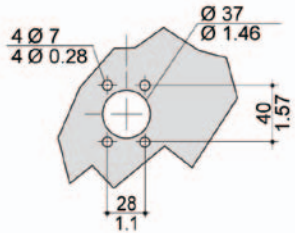
High-performance handles are available in two versions—NEMA 1/3R/12, IP54 or NEMA 4/4X, IP65. They are suitable to use in most arduous applications and harsh environments. UV and chemical resistive materials have been used on the external handle, enabling usage outdoors. The metal-on-metal interface between the handle and the shaft ensures functional reliability. Additionally, the mechanism itself has an internal handle that can be used to operate the breaker independent of the door position and the lockout, meeting a key NFPA 79 requirement.

Aesthetics

The handle has a distinctive functional design as well as a stylish, modern appearance. The rounded edges make it ergonomically friendly. The handle is available in two color options—blue/black or red/yellow.



Dimensions

Handle Type	Front Operation	
	Direction of Operation	Door Drilling
Type S01		
		
Type S2		
		
Type S3		
		
Type S4		
		

For more information, visit www.eaton.com/handles



Eaton
1000 Eaton Boulevard
Cleveland, OH 44122
United States
Eaton.com

© 2013 Eaton
All Rights Reserved
Printed in USA
Publication No. BR012004EN / Z13816
June 2013

Eaton is a registered trademark.
All other trademarks are property of their respective owners.

Rotary handles
Molded-case circuit breakers

Eaton’s high-performance through-the-door rotary handles—distinctive functionality and aesthetic design



High-performance rotary handles for Eaton molded-case circuit breakers



Eaton's through-the-door rotary circuit breaker handles are built for high performance. The modern, functional design makes installation and operation easier than ever. Underneath the aesthetically pleasing exterior of the door-mounted handle is a robust metal core that is constructed for reliable operation in harsh environments. To fit a variety of applications and enclosure configuration types, these handles are offered in three shaft lengths, two color schemes and two rating options (NEMA® 1/3R/12, 1P54 or NEMA 4/4X, IP65) as well as four handle lengths. In addition, all four handles use the same escutcheon dimension, reducing setup time and adding flexibility to scale handles to overlap multiple frames of breakers. With these features, Eaton's high-performance handles are designed to be perfectly suitable for use in any application.

Design

Rugged compact design, consistent scalable look

Suitable for use in even the most severe environments, the external handles' key functional components are all metallic, ensuring reliability. The metal-on-metal defeater between the handle and the shaft prevents contaminant buildup that could impede operation, while UV and chemical agent-resistant materials protect the handle from heat and fading in direct sunlight, and from contaminants that may be introduced in harsh environments. Two rating options for each handle are available to meet specific application needs—NEMA 1/3R/12, 1P54 or NEMA 4/4X, IP65.

With a shallow profile, the mechanism has an overall handle depth of only 1.77 inches (45 mm), enabling use in applications where an internal/double door is required while still being able to operate with a gloved hand.

The high-performance handle line has been designed to be compatible with both Series C® and Series G® molded-case circuit breakers and molded-case switch platforms. This provides a consistent, uniform look on the outside of the enclosure regardless of which Eaton MCCB is used inside.

The handles are scalable, allowing the same handle size to be used on multiple breaker product lines and frame sizes and reducing the number of parts needed. This is a key inventory management consideration and advantage for distributors and customers.

Build

Fast, easy installation

The handle mechanism's design enables fast and efficient mounting. To further ease installation and positioning of the shaft, the handles are designed with guided shaft alignment.

A stickered template is also provided with each handle to make installation and drilling holes faster and easier. In addition, for deeper cabinets that need longer shafts, an optional shaft guide is available providing more tolerance to guiding the shaft into the handle.

All these features were added to make the installation fast, efficient and accurate—especially important for the installer.

Operate

Safe and secure

Red and yellow handles for all variations are available to designate emergency disconnecting means.

All handle mechanisms can accept padlocks or multi-hasp locks for added flexibility. The door is interlocked when padlocked and cannot be bypassed—a key feature to enhance personnel safety. For Series G breakers, when the door is open and the handle is detached from the shaft, the mechanism that is mounted to the breaker has a black handle that allows for the breaker to be operated, meeting a key NFPA® 79 compliancy requirement.

High-performance handles

Kits only (kit includes shaft, mechanism and handle)

Series G	NEMA Ratings	IP Ratings	S01 Blue/Black Handle, 6-Inch	S01 Blue Handle, 12-Inch	S01 Blue Handle, 24-Inch ①	S01 Red Handle, 6-Inch	S01 Red Handle, 12-Inch	S01 Red Handle, 24-Inch ①	S2 Blue Handle, 6-Inch Shaft	S2 Blue Handle, 12-Inch Shaft	S2 Blue Handle, 24-Inch Shaft ①	S2 Red Handle, 6-Inch Shaft	S2 Red Handle, 12-Inch Shaft	S2 Red Handle, 24-Inch Shaft ①
EG	1/3R/12	54	EGHMMVD06B0 / 68C6040G25	EGHMMVD12B0 / 68C6040G26	EGHMMVD24B0 / 68C6040G27	EGHMMVD06R0 / 68C6040G31	EGHMMVD12R0 / 68C6040G32	EGHMMVD24R0 / 68C6040G33	EGHMMVD06B / 68C6040G13	EGHMMVD12B / 68C6040G14	EGHMMVD24B / 68C6040G15	EGHMMVD06R / 68C6040G19	EGHMMVD12R / 68C6040G20	EGHMMVD24R / 68C6040G21
EG	4/4X	65	EGHMMVD06BX0 / 68C6040G28	EGHMMVD12BX0 / 68C6040G29	EGHMMVD24BX0 / 68C6040G30	EGHMMVD06RX0 / 68C6040G34	EGHMMVD12RX0 / 68C6040G35	EGHMMVD24RX0 / 68C6040G36	EGHMMVD06BX / 68C6040G16	EGHMMVD12BX / 68C6040G17	EGHMMVD24BX / 68C6040G18	EGHMMVD06RX / 68C6040G22	EGHMMVD12RX / 68C6040G23	EGHMMVD24RX / 68C6040G24
JG	1/3R/12	54	JGHMVD06B0 / 68C6041G13	JGHMVD12B0 / 68C6041G14	JGHMVD24B0 / 68C6041G15	JGHMVD06R0 / 68C6041G19	JGHMVD12R0 / 68C6041G20	JGHMVD24R0 / 68C6041G21	JGHMVD06B / 68C6041G01	JGHMVD12B / 68C6041G02	JGHMVD24B / 68C6041G03	JGHMVD06R / 68C6041G07	JGHMVD12R / 68C6041G08	JGHMVD24R / 68C6041G09
JG	4/4X	65	JGHMVD06BX0 / 68C6041G16	JGHMVD12BX0 / 68C6041G17	JGHMVD24BX0 / 68C6041G18	JGHMVD06RX0 / 68C6041G22	JGHMVD12RX0 / 68C6041G23	JGHMVD24RX0 / 68C6041G24	JGHMVD06BX / 68C6041G04	JGHMVD12BX / 68C6041G05	JGHMVD24BX / 68C6041G06	JGHMVD06RX / 68C6041G10	JGHMVD12RX / 68C6041G11	JGHMVD24RX / 68C6041G12
LG	1/3R/12	54	—	—	—	—	—	—	—	—	—	—	—	—
LG	4/4X	65	—	—	—	—	—	—	LGHMVD06BX / 68C6042G04	LGHMVD12BX / 68C6042G05	LGHMVD24BX / 68C6042G06	LGHMVD06RX / 68C6042G10	LGHMVD12RX / 68C6042G11	LGHMVD24RX / 68C6042G12

Series G	NEMA Ratings	IP Ratings	S3 Blue Handle, 8-Inch Shaft	S3 Red Handle, 8-Inch Shaft	S4 Blue Handle, 8-Inch	S4 Red Handle, 8-Inch
NG	1/3R/12	54	NGHMMVD08B / 68C6043G01	NGHMMVD08R / 68C6043G02	NGHMMVD08BT / 68C6043G05	NGHMMVD08RT / 68C6043G06
NG	4/4X	65	NGHMMVD08BX / 68C6043G03	NGHMMVD08RX / 68C6043G04	NGHMMVD08BTX / 68C6043G07	NGHMMVD08RTX / 68C6043G08
RG	1/3R/12	54	—	—	RGHMVD08B / 68C6044G01	RGHMVD08R / 68C6044G02
RG	4/4X	65	—	—	RGHMVD08BX / 68C6044G03	RGHMVD08RX / 68C6044G04

Series C	NEMA Ratings	IP Ratings	S01 Blue Handle, 12-Inch Shaft	S01 Red Handle, 12-Inch Shaft
GC/GD	1/3R/12	54	GCHMVD12B / 68C6039G01	GCHMVD12R / 68C6039G02
GC/GD	4/4X	65	GCHMVD12BX / 68C6039G03	GCHMVD12RX / 68C6039G04
GMCP	1/3R/12	54	GMHMMVD12B / 68C6039G05	GMHMMVD12R / 68C6039G06
GMCP	4/4X	65	GMHMMVD12BX / 68C6039G07	GMHMMVD12RX / 68C6039G08

Separate components

	NEMA Ratings	IP Ratings	Shaft Width	Shaft Length				Mechanism Only	Handles Only							
				6-Inch	10-Inch	12-Inch	24-Inch ①		S01 Blue/Black	S01 Red/Yellow	S2 Blue/Black	S2 Red/Yellow	S3 Blue/Black	S3 Red/Yellow	S4 Blue/Black	S4 Red/Yellow
Series G																
EG	1/3R/12	54	8 mm	66A6010G95	—	66A6010G96	66A6010G97	1498D66G17	68C6048G41	68C6048G42	68C6048G01	68C6048G02	—	—	—	—
EG	4/4X	65	8 mm	66A6010G95	—	66A6010G96	66A6010G97	1498D66G17	68C6048G43	68C6048G44	68C6048G03	68C6048G04	—	—	—	—
JG	1/3R/12	54	8 mm	66A6010G95	—	66A6010G96	66A6010G98	69D6025G17	68C6048G41	68C6048G42	68C6048G01	68C6048G02	—	—	—	—
JG	4/4X	65	8 mm	66A6010G95	—	66A6010G96	66A6010G98	69D6025G17	68C6048G43	68C6048G44	68C6048G03	68C6048G04	—	—	—	—
LG	1/3R/12	54	8 mm	66A6010G95	—	66A6010G96	66A6010G99	69D6051G30	—	—	68C6048G01	68C6048G02	68C6048G05	68C6048G06	—	—
LG	4/4X	65	8 mm	66A6010G95	—	66A6010G96	66A6010G99	69D6051G30	—	—	68C6048G03	68C6048G04	68C6048G07	68C6048G08	—	—
NG	1/3R/12	54	12 mm	—	66A6013H01	—	—	69D9101G30	—	—	—	—	68C6048G05	68C6048G06	68C6048G09	68C6048G10
NG	4/4X	65	12 mm	—	66A6013H01	—	—	69D9101G30	—	—	—	—	68C6048G07	68C6048G08	68C6048G11	68C6048G12
RG	1/3R/12	54	12 mm	—	66A6013H01	—	—	69D9101G31	—	—	—	—	—	—	68C6048G09	68C6048G10
RG	4/4X	65	12 mm	—	66A6013H01	—	—	69D9101G31	—	—	—	—	—	—	68C6048G11	68C6048G12
Series C																
GD	1/3R/12	54	8 mm	66A6010G95	—	66A6010G96	—	1498D34G90	68C6048G41	68C6048G42	68C6048G01	68C6048G02	—	—	—	—
GD	4/4X	65	8 mm	66A6010G95	—	66A6010G96	—	1498D34G90	68C6048G43	68C6048G44	68C6048G03	68C6048G04	—	—	—	—
FD	1/3R/12	54	8 mm	66A6010G95	—	66A6010G96	—	1498D34G91	68C6048G41	68C6048G42	68C6048G01	68C6048G02	—	—	—	—
FD	4/4X	65	8 mm	66A6010G95	—	66A6010G96	—	1498D34G91	68C6048G43	68C6048G44	68C6048G03	68C6048G04	—	—	—	—
JD	1/3R/12	54	10 mm	66A6012G15	—	66A6012G16	—	1498D34G92	—	—	68C6048G01	68C6048G02	—	—	—	—
JD	4/4X	65	10 mm	66A6012G15	—	66A6012G16	—	1498D34G92	—	—	68C6048G03	68C6048G04	—	—	—	—
KD	1/3R/12	54	10 mm	66A6012G15	—	66A6012G16	—	1498D34G93	—	—	68C6048G01	68C6048G02	—	—	—	—
KD	4/4X	65	10 mm	66A6012G15	—	66A6012G16	—	1498D34G93	—	—	68C6048G03	68C6048G04	—	—	—	—
LD	1/3R/12	54	10 mm	66A6012G15	—	66A6012G16	—	1498D34G94	—	—	68C6048G01	68C6048G02	68C6048G05	68C6048G06	—	—
LD	4/4X	65	10 mm	66A6012G15	—	66A6012G16	—	1498D34G94	—	—	68C6048G03	68C6048G04	68C6048G07	68C6048G08	—	—
MDL	1/3R/12	54	10 mm	66A6012G15	—	66A6012G16	—	1498D34G95	—	—	68C6048G01	68C6048G02	68C6048G05	68C6048G06	—	—
MDL	4/4X	65	10 mm	66A6012G15	—	66A6012G16	—	1498D34G95	—	—	68C6048G03	68C6048G04	68C6048G07	68C6048G08	—	—
ND	1/3R/12	54	12 mm	—	66A6013H01	—	—	69D9101G30	—	—	—	—	68C6048G05	68C6048G06	68C6048G09	68C6048G10
ND	4/4X	65	12 mm	—	66A6013H01	—	—	69D9101G30	—	—	—	—	68C6048G07	68C6048G08	68C6048G11	68C6048G12
RD	1/3R/12	54	12 mm	—	66A6013H01	—	—	69D9101G31	—	—	—	—	—	—	68C6048G09	68C6048G10
RD	4/4X	65	12 mm	—	66A6013H01	—	—	69D9101G31	—	—	—	—	—	—	68C6048G11	68C6048G12

Series C	NEMA Ratings	IP Ratings	Shaft Width	Shaft Length	Mechanism Only	Handles Only	
				12-Inch		S01 Blue/Black	S01 Red/Yellow
GC/GD	1/3R/12	54	6 mm	66A6013H02	GCHMVD / 2A92095G15	68C6048G41	68C6048G42
GC/GD	4/4X	65	6 mm	66A6013H02	GCHMVD / 2A92095G15	68C6048G43	68C6048G44
GMCP	1/3R/12	54	6 mm	66A6013H02	GMHMMVD / 2A92095G16	68C6048G41	68C6048G42
GMCP	4/4X	65	6 mm	66A6013H02	GMHMMVD / 2A92095G16	68C6048G43	68C6048G44

① 24-inch handle comes with support bracket.

Note: Shaft guide (68C6048G49) is optional and can be used with any high-performance handle listed above for greater alignment tolerance.