



**Power
Defense™**

**Circuit Breaker
Accessory**


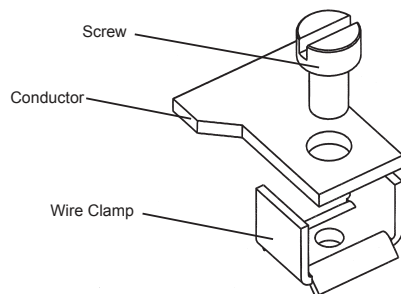
**For PDG2
Frame**

**PDG2 Clamp Terminal (Steel) 20 amps, AWG 14-20, 2
poles**

Cat. No. PDG2X2T20

Style No. 624B100G74

Quantity - 2



Instructions For Assembly:

- Assemble Wire Clamp to Bottom of Conductor as Shown.
- Install Screw.

IL012246EN H02



**Power
Defense™**

**Circuit Breaker
Accessory**

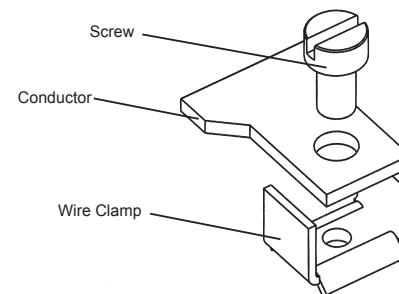
**For PDG2
Frame**

**PDG2 Clamp Terminal (Steel) 20 amps, AWG 14-20, 2
poles**

Cat. No. PDG2X2T20

Style No. 624B100G74

Quantity - 2



Instructions For Assembly:

- Assemble Wire Clamp to Bottom of Conductor as Shown.
- Install Screw.

IL012246EN H02

+



**Power
Defense™**

**Circuit Breaker
Accessory**


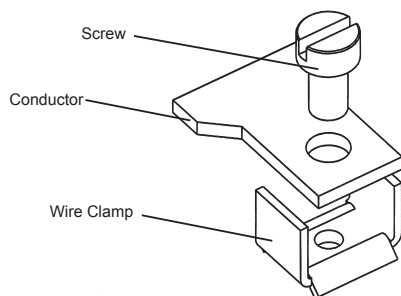
**For PDG2
Frame**

**PDG2 Clamp Terminal (Steel) 20 amps, AWG 14-20, 2
poles**

Cat. No. PDG2X2T20

Style No. 624B100G74

Quantity - 2



Instructions For Assembly:

- Assemble Wire Clamp to Bottom of Conductor as Shown.
- Install Screw.

IL012246EN H02



**Power
Defense™**

**Circuit Breaker
Accessory**

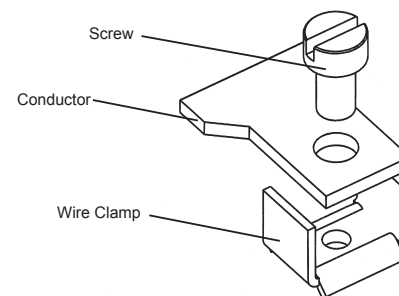
**For PDG2
Frame**

**PDG2 Clamp Terminal (Steel) 20 amps, AWG 14-20, 2
poles**

Cat. No. PDG2X2T20

Style No. 624B100G74

Quantity - 2



Instructions For Assembly:

- Assemble Wire Clamp to Bottom of Conductor as Shown.
- Install Screw.

IL012246EN H02