


Ruff-IN pre-fab solution Canada stocking flyer

Open box support mounting brackets


- Supports most US and Canadian boxes and/or plaster rings 4" SQ., 4^{11/16}" SQ., 5" SQ., and multi-gang boxes
- Fits up to 1^{1/2}" wide studs 16" to 24" on center
- Compatible with Rapid Ring™ & adjustable plaster rings
- Field cut to adjust to non-standard stud spacings
- Stamped markings at 1/4", 1/2", and 1" increments to allow the installer to easily locate the desired box position
- Available factory assembled as part of the Ruff-IN™ pre-fab line with box(es), mud ring(s), and ground wire(s)
- BB7AP alignment plate centers and secures box to the bracket, allows for easy adjustment of box location
- Finish: pre-galvanized
- Patent pending

Catalog #	Box/Gang	Stud Centers	Box Qty.
BB716-RR4DA-1-X-X	4" Sq / 1 Gang	16"	25
BB716-RR5DA-2-X-X	4 ^{11/16} " Sq / 2 Gang	16"	25
BB716-RR871A-3-X-X	3 Gang	16"	25
BB716-RR872A-4-X-X	4 Gang	16"	25
BB724-RR4DA-1-X-X-X	4" Sq / 1 Gang	24"	25
BB724-RR5DA-2-X-X-X	4 ^{11/16} " Sq / 2 Gang	24"	25

BB7-16



BB716-RR4DA-1-X-X



BB7-24




For more information,
visit Eaton.com/Ruff-IN

Catalog #	Box/Gang	Box Qty.
BB5HF-1RR5DA	4 ^{11/16} " Sq / 1 Gang	25
BB5HF-2RR5DA	4 ^{11/16} " Sq / 2 Gang	25

BB5-HF hands-free box bracket


- 1 Hands-free
 - A simple push and the bracket holds itself on the stud until secured with a screw
- 2 Box won't fall off when plaster ring is removed
 - Marty Mouse™ ear feature
- 3 Accepts 4" 4^{11/16}", and 5" boxes
- 4 Back support for 2.5"- 6" studs with no other accessories
 - Built-in, snap-off back support extension
- 5 Attach a plaster ring for data devices without using a box
 - Rabbit ear feature



Hands free bracket - BB5-HF



For more information,
visit Eaton.com/HF-Bracket



Powering Business Worldwide

Ruff-IN pre-fab solution Canada stocking flyer

Rapid Ring sleeve

- Self-adjusting to various wall thickness and types of tile
- Easy off/quick release protective plate
- Works with wall thickness up to 2"
- Completely tool-free trim-out phase
- Manufactured in the USA with union-made assemblies
- Fits most standard boxes and B-Line series brackets
- One-source supplier for full line of 1-gang to 4-gang product offerings
- Easy to route around raised surface on the protective plate
- UL Listed



Box plate

(Includes Protective Plate)




B1RRR



B2RRR



B3RRR



B4RRR



B1RRP4C

Part Number	Use With	Box Qty.
B1RRR SLEEVE, 1G	1-G - 4" & 4 ¹ / ₁₆ " Square Electrical Box ^{1, 2, 3}	25
B2RRR SLEEVE 2G	2-G - 4" & 4 ¹ / ₁₆ " Square Electrical Box ^{1, 2, 3}	25
B3RRR SLEEVE, 3G	3-G - Electrical Box ^{1, 2, 3}	10
B4RRR SLEEVE, 4G	4-G - Electrical Box ^{1, 2, 3}	10
B1RRP4C BOX PLATE & COVER 1G	1-G - 4" Sq Electrical Box ^{1, 2, 3}	25
B1RRP5C BOX PLATE & COVER, 1G	1-G - 4 ¹ / ₁₆ " Sq Electrical Box ^{1, 2, 3}	25
B2RRP4C BOX PLATE & COVER, 2G	2-G - 4" Sq Electrical Box ^{1, 2, 3, 4}	25
B2RRP5C BOX PLATE & COVER, 2G	2-G - 4 ¹ / ₁₆ " Sq Electrical Box ^{1, 2, 3}	25
B3RRPC BOX PLATE & COVER, 3G	3-G - Sq Electrical Box ^{4, 5}	10
B4RRPC BOX PLATE & COVER, 4	4-G - Sq Electrical Box ^{4, 6}	10



Complete device assembly

Now assembled in Calgary, AB, Canada

Covered by and/or for use under one or more of the following U.S. patents: 8,575,484, 8,658,894

¹ Minimum electrical box depth is 2¹/₈"

² Wall thickness range: 1/2" minimum to 1 1/4" maximum

³ Stop plates included with sleeve

⁴ Do use with 4" square Iberville™^{††} electrical box

⁵ Keyhole knockouts allow use on 2-gang electrical box

⁶ Keyhole knockouts allow use on 3-gang electrical box

^{††}Mark shown is property of respective owner

Rapid Ring self adjusting pre-fab ring

The Rapid Ring™ self-adjusting pre-fab plaster ring can help you win tight bids and beat the profit squeeze with its innovative 4-step installation. This revolutionary pre-fab system installs

in as little as 15 seconds per unit, compressing your project schedule, helping cut operational costs and helping reduce onsite waste.

Because the Rapid Ring is a self-adjusting pre-fab ring, you'll never need to adjust a mud ring again. With a simple push of the Rapid Ring, you're flush every time.



1. Remove protective plate.
2. Connect the wiring device.
3. Position the device assembly.
4. Push in the device assembly—and you're done!

Eaton
1000 Eaton Boulevard
Cleveland, OH 44122
United States
Eaton.com

Electrical Sector
Canadian Operations
5050 Mainway
Burlington, ON L7L 5Z1
Canada
EatonCanada.ca

© 2019 Eaton
All Rights Reserved
Printed in USA
Publication No. SA306020EN
January 2019

Eaton is a registered trademark.

All other trademarks are property of their respective owners.

For more information,
visit Eaton.com/rapid-ring

EATON
Powering Business Worldwide

Follow us on social media to get the latest product and support information.

