

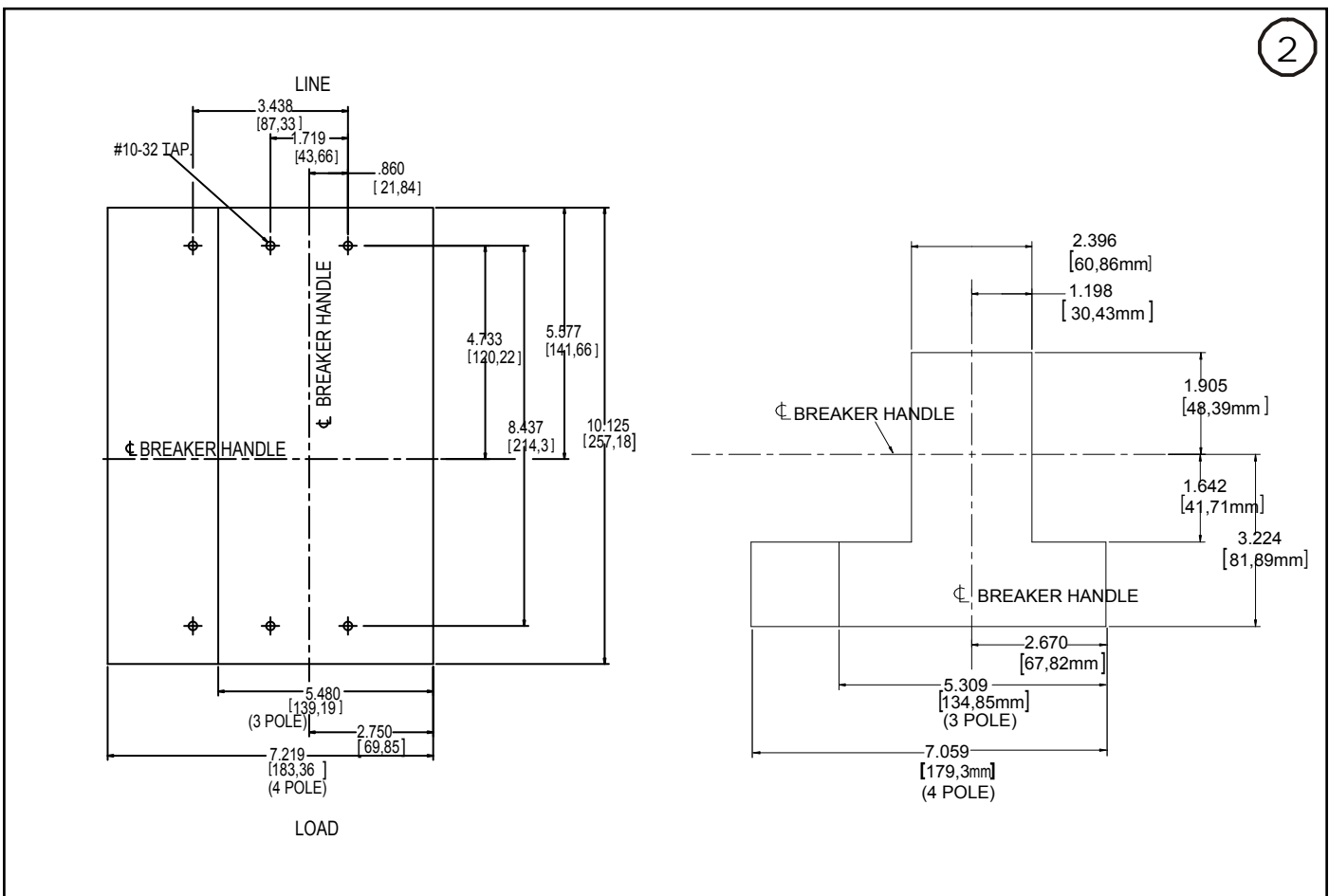
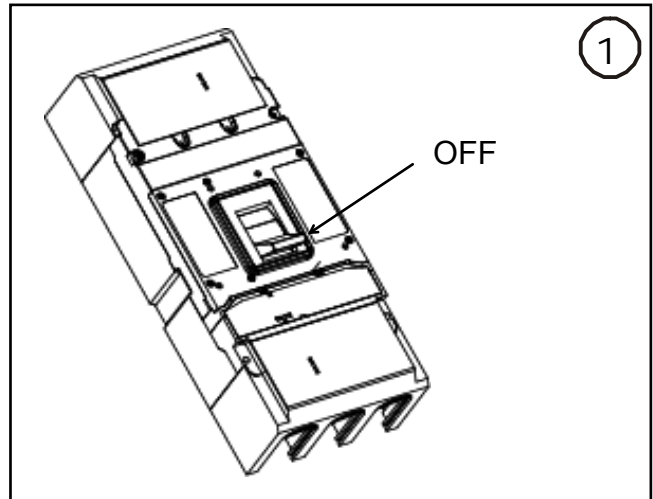
## Instruction Leaflet for LG-Frame Circuit Breakers and Motor Circuit Protectors



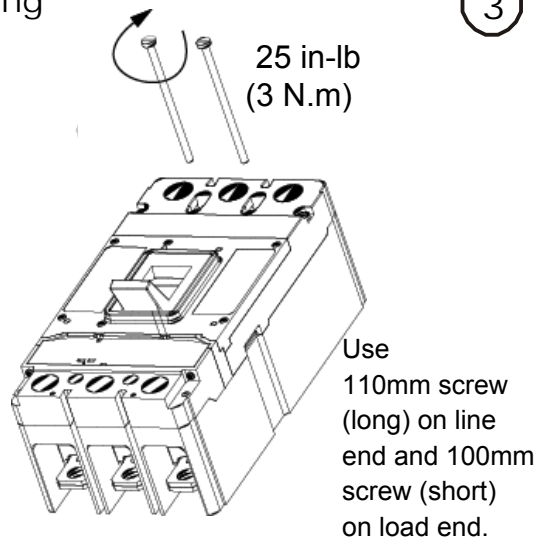
### Warning



DO NOT ATTEMPT TO INSTALL OR PERFORM MAINTENANCE ON EQUIPMENT WHILE IT IS ENERGIZED. DEATH OR SEVERE PERSONAL INJURY CAN RESULT FROM CONTACT WITH ENERGIZED EQUIPMENT. ALWAYS VERIFY THAT NO VOLTAGE IS PRESENT BEFORE PROCEEDING.

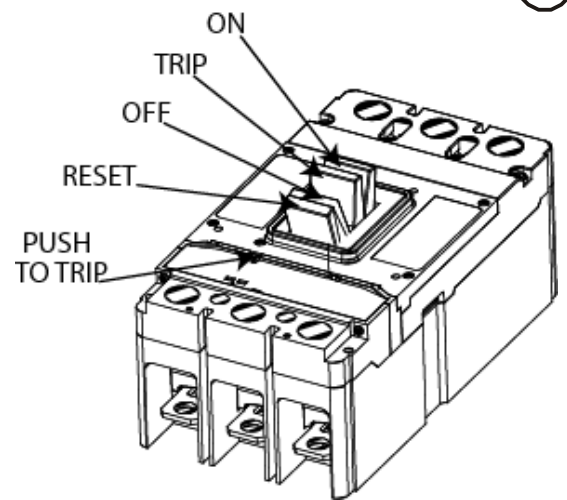


## Mounting



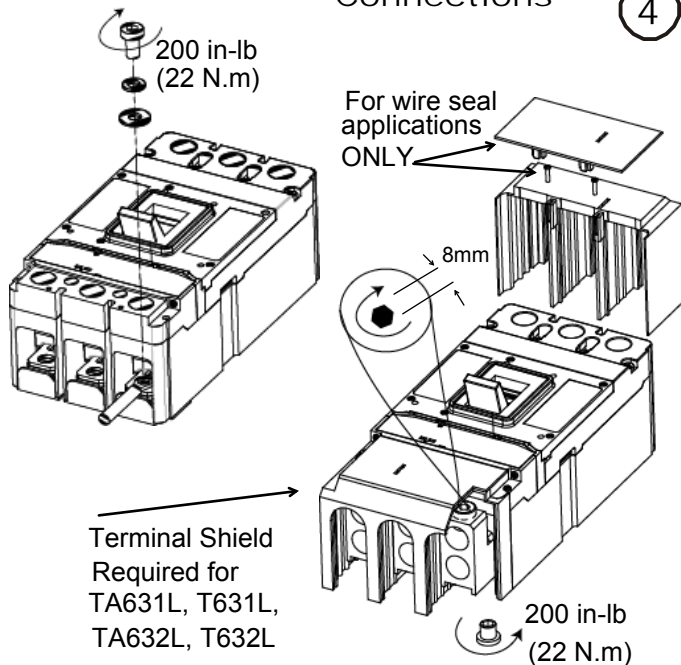
3

## Operation



5

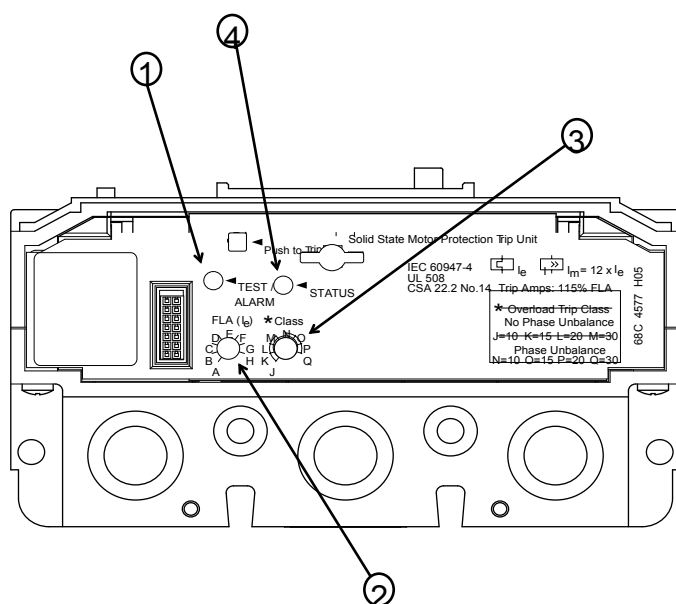
## Connections



4

Catalog Number	Wire Size Range		Torque		Wire Type	Terminal Body Material
	AWG	mm <sup>2</sup>	in-lb	Nm		
TA631L	500-750 (1)	240-380 (1)	550	62	Cu/Al	Aluminum
T631L	500-750 (1)	240-380 (1)	500	57	Cu	Copper
TA632L*	2-500 (2)	35-240 (2)	375	42	Cu/Al	Aluminum
T632L	2-500 (2)	35-240 (2)	375	42	Cu	Copper
TA350L	2-500 (1)	35-240 (1)	375	42	Cu/Al	Aluminum
T350L	2-500 (1)	35-240 (1)	375	42	Cu	Copper

\* Standard collars mounted on line and load end



1. LED - This LED indicates an overload condition is present. It will light if the continuous current is 85% of the I<sub>e</sub> Setting for a 38 second duration.

2. I<sub>e</sub>-Continuous Current Setting. Continuous Current Values for each lettered setting are indicated by the chart shown at the left. Please select the value closest to the Motor Nameplate Full Load Current (FLA). The circuit breaker will trip when the current exceeds 115% of the I<sub>e</sub> Continuous Current Setting. A "Thermal Memory" effect prevents the breaker from being re-energized.

### 3. Trip Class

The trip class switch has two sets of four settings:

Settings J-M are without phase unbalance detection

J - Trip Class 10

K - Trip Class 15

L - Trip Class 20

M - Trip Class 30

Settings N-Q are with phase unbalance detection

N - Trip Class 10

O - Trip Class 15

P - Trip Class 20

Q - Trip Class 30

### 4. Status LED

A green Status light indicates that the Circuit Breaker is operational. The status light will blink on and off once each second as long as the load current exceeds approximately 20% of the maximum current rating (I<sub>e</sub>) of the breaker.

Eaton Corporation  
Cutler-Hammer business unit  
1000 Cherrington parkway  
Moon Township, PA 15108-4312  
USA  
tel: 1-800-525-2000  
[www.cutler-hammer.com](http://www.cutler-hammer.com)



©2001 Eaton Corporation  
All Rights Reserved  
Printed USA  
Publication No. IL01207006EH02  
Effective: 2/09