

INSTRUCTION SHEET SIGNAL REFERENCE GRID CONNECTOR

Cat. Nos. SRG8-4, SRG2-1, SRG10-20 & SRG30-40



INSTALLING TOOLS TBM15 and TBM14M



1. Locate and orient connector on pedestal post.
2. Secure into position by tightening nut and bolt provided (275 in lbs). See Figure 1.
3. Determine areas along the length of the cable where the terminations are to be performed. Clean cable of all visible dirt with rough cloth or brush and provide a bright copper finish by wire brushing or similar process.
4. Match proper die code number as specified for connector and conductor size being used.
5. Place cable in cable bore of connector.
6. Place connector on one of the die halves as shown in Figure 2.
7. Where more than a single crimp is required, perform the initial crimp on the side closest to the body of the connector first.
8. Final crimp shown in Figure 3.

NOTE: Embossed die numbers on hex flats indicate the proper installing die has been used for inspection purposes. Secure the connector using all four bolt holes provided.

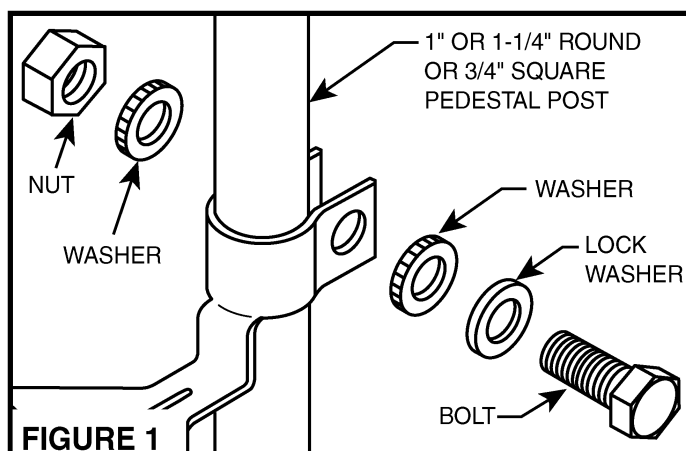


FIGURE 1

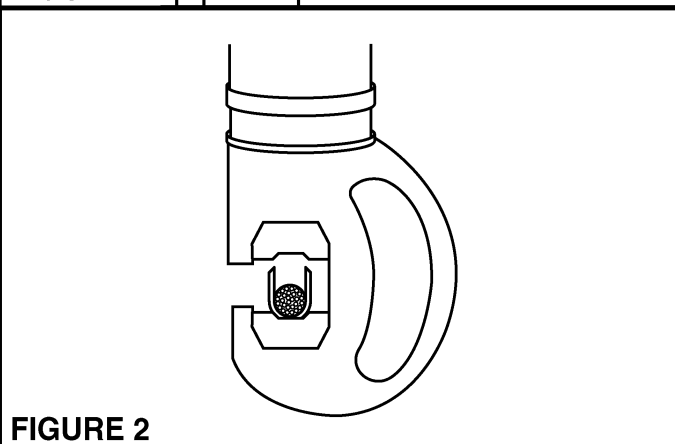


FIGURE 2

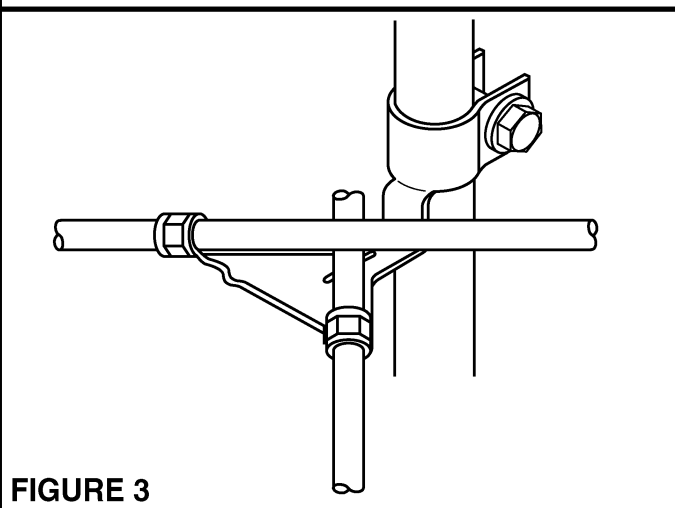
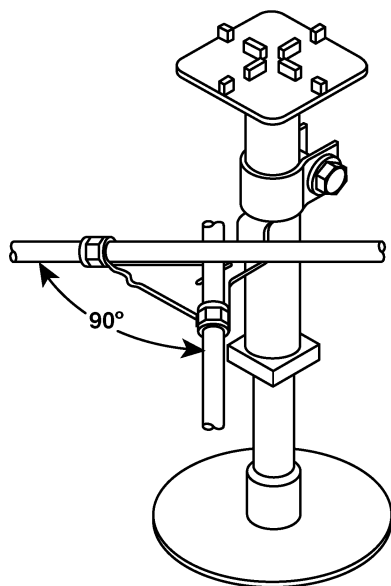


FIGURE 3

FOR INSTALLING A SECURE SIGNAL REFERENCE GRID TO RAISED FLOOR PEDESTAL



CATALOG NUMBER	CONDUCTOR RANGE	INSTALLING TOOLS AND DIE CODES		
		COLOR CODE	TBM14M	TBM15M
SRG8-4	#8	GREY	29	29
	#6 TO #4	BROWN	33	33
SRG2-1	#2 & #1	PINK	42	42
SRG10-20	1/0 & 2/0	ORANGE	50	50
SRG30-40	3/0 & 4/0	PURPLE	54	54

MATERIAL: HIGH CONDUCTIVITY WROUGHT COPPER

FINISH: PLAIN

INSTALLING TOOLS: T&B Cat. No. TBM15 & TBM14M Hydraulic Tools.

INSTALLING DIES: T&B Method Hex Compression

INSTALLING DIE CODE	CATALOG NUMBER
29	15527
33	15528
42	15508
50	15530
54	15511

WARRANTY: Thomas & Betts sells this product with the understanding that the user will perform all necessary tests to determine the suitability of this product for the user's intended application. Thomas & Betts warrants that this product will be free from defects in materials and workmanship for a period of two (2) years following the date of purchase. Upon prompt notification of any warranted defect, Thomas & Betts will, at its option, repair or replace the defective product or refund the purchase price. Proof of purchase is required. Misuse or unauthorized modification of the product voids all warranties.

Limitations and Exclusions: THE ABOVE WARRANTY IS THE SOLE WARRANTY CONCERNING THIS PRODUCT, AND IS IN LIEU OF ALL OTHER WARRANTIES EXPRESS OR IMPLIED, INCLUDING BUT NOT LIMITED TO ANY IMPLIED WARRANTY OF MERCHANTABILITY OR FITNESS FOR A PARTICULAR PURPOSE, WHICH ARE SPECIFICALLY DISCLAIMED. LIABILITY FOR BREACH OF THE ABOVE WARRANTY IS LIMITED TO COST OF REPAIR OR REPLACEMENT OF THE PRODUCT, AND UNDER NO CIRCUMSTANCES WILL THOMAS & BETTS BE LIABLE FOR ANY INDIRECT, SPECIAL, INCIDENTAL OR CONSEQUENTIAL DAMAGES.

Thomas & Betts Corporation
Memphis, Tennessee
Website: www.tnb.com