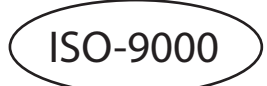


### Metal Halide Core & Coil Ballast Kit

### 47229 M150/MULTI-KIT

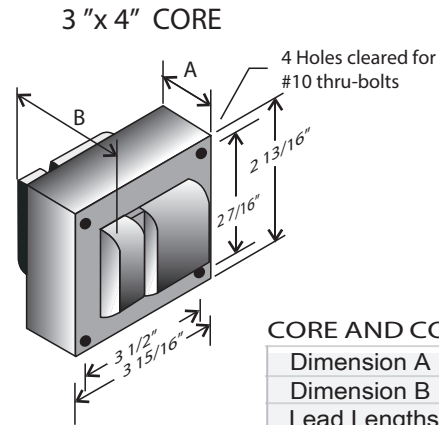
FOR ONE 150 WATT M81 MH

Line Voltage	120/208/240/277V
Regulation	
Line Volts	+/-5%
Line Watts	+/-10%
Frequency	60 Hz
Circuit Type	HX-HPF
Power Factor (min)	90%
Insulation Class	H(180°)
Min. Ambient Starting Temp.	-20° F or -30° C

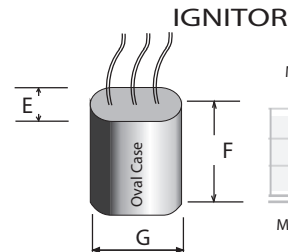


Line Voltage (Volts)	120	208	240	277
Line Current (Amps)				
Operating	1.60	1.00	0.80	0.70
Open Circuit	3.60	2.10	1.80	1.60
Starting	1.70	1.00	0.85	0.80
Input Watts (W)	185	185	185	185
Open Circuit Voltage (V)	240	240	240	240
Drop Out Voltage (V)	90	160	180	190
UL(1029) Bench Top Rise	C	C	A	A
Recommended Fuse (Amps)	9	6	5	4

HIGH POTENTIAL TEST (VOLTS)	
1 Minute	2000
2 Seconds	2500
Open Circuit Voltage Test (volts)	215-265
Short-Circuit Current Test (Amps)	
Secondary Current	2.10 - 2.60
Input Current (Amps)	1.00 - 1.60    0.75 - 1.10    0.50 - 0.80    0.45 - 0.65



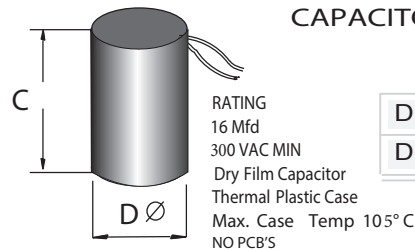
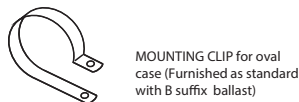
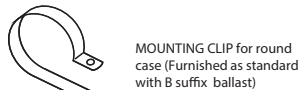
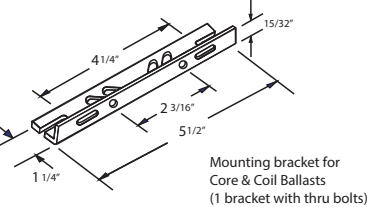
CORE AND COIL	
Dimension A (inches)	2.50
Dimension B (inches)	3.80
Lead Lengths (inches)	12



Dimension E (inches)	1.3125
Dimension F (inches)	3
Dimension G (inches)	2.156

Maximum Distance To Lamp: 20 feet

#### BRACKET



Dimension C (inches)	2.75
Dimension D (inches)	1.65

#### PRODUCT LABEL

**OSRAM**  
M150/MULTI-KIT

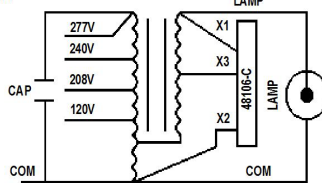
Lamp Type  
M81 150W MH

Caution: High Voltage Pulse Present on Open Circuit

120/208/240/277V  
1.60/1.00/0.80/0.70A  
240 Voc, 60Hz, HX-HPF  
Max. Input Current  
Without lamp: 4.40A



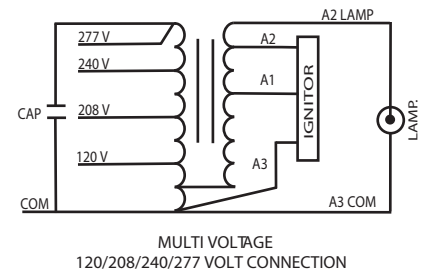
Class H  
Ground Ballast Core  
Assembled in Mexico



#### CARTON LABEL

**OSRAM** 1 Ballast Kit 1 SKU  
M150/MULTI-KIT M81  
**METALARC**® 120/208/240/277V  
Magnetic Ballast / Ballast magnétique Assembled in Mexico  
**47229-C**

1 0 0 4 6 1 3 5 4 7 2 2 9 6



#### WIRING DIAGRAM H

Item Number 47229 M150/MULTI-KIT  
METAL HALIDE Line Voltage  
Primary Lamp Wattage

UNITS CARTON	CARTON/LAYER	# OF LAYERS	UNITS PALLET	PIECE WEIGHT	CARTON WEIGHT	PALLET WEIGHT
1	38	4	150	8.80 Lbs	8.8 Lbs	1320 Lbs
CARTON PALLET		CARTON DIMENSIONS	PALLET DIMENSIONS	PALLET DIMENSIONS LOADED, INCLUDING WOOD PALLET		
150		5.625" x 4.75" x 4.1875"	48" x 40" x 5"	48" x 40" x 2.2"		