

AUTOMOTIVE, MINIATURE LAMP CATALOG

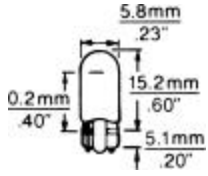


Fig. 1

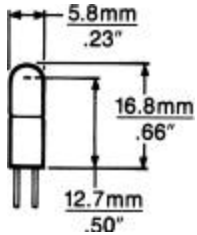


Fig. 2

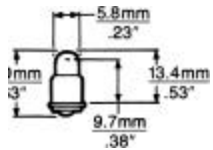


Fig. 3



Fig. 4

T-1 3/4									
Line No.	NAED	Description	Base Type	Life	Design Amps	Volts	Mean Spherical Candela	Filament	Fig No.
1	34091	73	W2.1x4.9d	15000	0.08	14	0.3	C-2F	1
2	34179	85	W2.1x4.9d	7000	0.04	28	0.3	C-2F	1
3	34201	86	W2.1x4.9d	20000	0.2	6.3	0.4	C-2F	1
4	35155	327	S.C. Midget Flanged	4000	0.04	28	0.34	C-2F	3
5	35169	328	S.C. Midget Flanged	1000	0.2	6	0.34	C-2R	3
6	35183	330	S.C. Midget Flanged	1500	0.08	14	0.5	C-2F	3
7	35205	334	Midget Grooved	4000	0.04	28	0.34	C-2F	4
8	35311	382	S.C. Midget Flanged	15000	0.08	14	0.3	C-2F	3
9	35321	385	S.C. Midget Flanged	10000	0.04	28	0.15	C-2F	3
10	35327	387	S.C. Midget Flanged	10000	0.04	28	0.3	C-2F	3
11	35349	388	Midget Grooved	7000	0.04	28	0.3	C-2F	4
12	37747	2187	5/8" Wire Terminals	7000	0.04	28	0.3	C-2F	-
13	38379	7371	Bi-Pin	20000	0.04	12	0.1	C-2F	2
14	38417	7382	Bi-Pin	15000	0.08	14	0.3	C-2F	2
15	33061	17	W2.1x4.9d	5000	0.065	28	0.65	C-2F	1
16	33831	56	W2.1x4.9d	20000	0.115	5	0.15	C-2R	1

AUTOMOTIVE, MINIATURE LAMP CATALOG

Lens Ordering Numbers


Line No.	Color	Flat Top Translucen	Jeweled	Dome Transparent	Dome Translucent	Dome Fluted
17	Red	-	-	30110	-	30120
18	Green	-	-	30112	-	-

Universal Lamp Housings

For T-2 Slide Base Pilot Lamps

For T-2 1/2 and T-3 1/4 Miniature Bayonet Base Lamps

T-2 Pilot Housing




Choose your Lens and color...



Dimensions
 Lenses: Diameter 0.63"; Height: 0.38"
 Socket: Front of panel to end of terminals: 0.91"
 Mounting Hole: 0.719" diameter

Add a T-2 Pilot lamp.....

Lamp




Neoprene Washers

And insert Into socket.

#30099 Socket

AUTOMOTIVE, MINIATURE LAMP CATALOG

T-2 1/2 and T-3 1/4 Miniature Bayonet Housing




Dimensions


Lenses: Diameter 0.63"; Height: 0.38"
Socket: Front of panel to end of terminals: 1.68"
Mounting Hole: 0.719" diameter

Add a T-2 1/2
Or T-3 1/4
Mini Bayonet
lamp...

T-2 1/2
Lamp



T-3 1/4
Lamp



Neoprene Washers

And insert
Into socket.



#31099/BAY
Socket

AUTOMOTIVE, MINIATURE LAMP CATALOG

Pilot Sockets			
Line No.	Part No.	Alternate No.	Base
19	SM2A*	30096	Solder Lugs

*MiL-Std. 18236 MiL-L-3661 B-MiL Std. 202B
Material: Black Phenolic



30096
Socket

Dimensions

Lenses: Diameter: 0.400"; Height: 0.425"
Socket: Front of panel to end of terminals: 1.20"
Mounting Hole: 0.372" diameter

AUTOMOTIVE, MINIATURE LAMP CATALOG

T-2

Line No.	NAED	Description	Base Type	Life	Design Amps	Volts	End Foot Candles	Filament	Fig. No.
20	32803	6PSB	Slide Base #5	20000	0.14	6	550	C-2V	1
21	32983	12PSB	Slide Base #5	12000	0.17	12	2000	C-2F	1
22	33181	24E	Slide Base #3	7000	0.035	24	600	C-2F	2
23	33189	24ESB	Slide Base #5	8000	0.04	24	850	C-2F	1
24	33229	24PSB	Slide Base #5	10000	0.072	24	3000	C-2F	1
25	33257	24X	Slide Base #3	8000	0.035	24	600	C-2F	2
26	33285	28ESB	Slide Base #5	6000	0.04	28	1500	C-2F	1
27	33327	28PSB	Slide Base #5	5000	0.04	28	1600	C-2F	1
28	33507	48C	Slide Base #3	7000	0.035	48	400	C-7A	2
29	33599	48PSB	Slide Base #5	10000	0.05	48	1800	C-7A	1
30	34519	120PC	Bi-Pin	7500	0.025	120	1000	CC-7A	-
31	34557	120PSB	Slide Base #5	10000	0.025	120	1200	CC-7A	1
32	33945	60PSB	Slide Base #5	7500	0.05	60	2200	C-7A	1

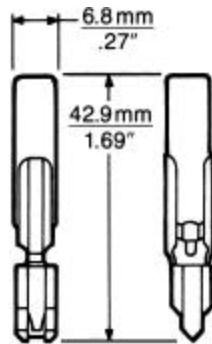


Fig. 2

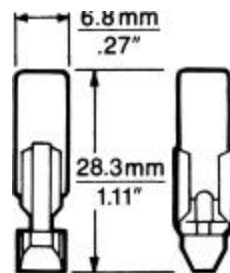


Fig. 1

AUTOMOTIVE, MINIATURE LAMP CATALOG

T-2 1/2 Headlight

Line No.	NAED	Description	Base Type	Life	Design Watts	Volts	Mean Initial Peak Candela	Filament	Fig.No.
33	31393	64150	P14.5s	225	55	12	129	C-8	5

T-2 1/2

Line No.	NAED	Description	Base Type	Life	Design Amps	Volts	Mean Spherical Candela	Filament	Fig.No.
34	33927	60MB	Mini Bayonet	7500	0.05	60	0.73	C-7A	1
35	33213	24MB	Mini Bayonet	10000	0.07	24	0.5	C-2F	1
36	33311	28MB	Mini Bayonet	5000	0.05	28	0.29	C-2F	1
37	34299	90MB	Mini Bayonet	5000	0.03	90	0.37	CC-7A	1
38	34503	120MB	Mini Bayonet	10000	0.025	120	0.32	CC-7A	1
39	34513	120MB/6W	Mini Bayonet	3000	0.052	120	1.43	CC-7A	1

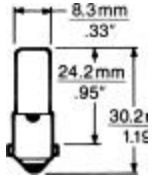


Fig. 1

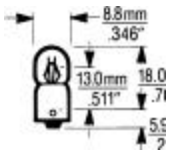


Fig. 2

T-2 3/4

Line No.	NAED	Description	Base Type	Life	Design Amps	Volts	Mean Spherical Candela	Filament	Fig.No.
40	39375	3797	BA9s	200	0.083	24	1.35	C-8	2

T-2 3/4 Mini Halogen

Line No.	NAED	Description	Base Type	Life	Design Watts	Volts	Mean Spherical Candela	Filament	Fig.No.
41	39431	64111	Mini Bayonet	240	5	12	6.4	C-6	3

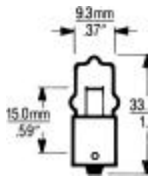


Fig. 3

T-3

Line No.	NAED	Description	Base Type	Life	Design Amps	Volts	Mean Spherical Candela	Filament	Fig.No.
42	34942	214-2	End Caps	1000	0.52	13.5	4	C-8	4

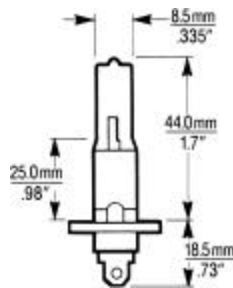


Fig. 5

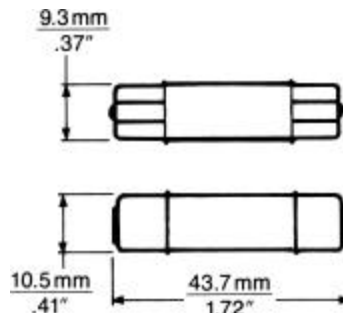


Fig. 4

AUTOMOTIVE, MINIATURE LAMP CATALOG

T-3 ¼ Mini Halogen

Line No.	NAED	Description	Base Type	Life	Design Watts	Volts	Mean Spherical Candela	Filament	Fig.No.
43	30215	1992/ERD	Wedge	150	35	14	64	CC-6	4

T-3 ¼ Headlight Lamps

Line No.	NAED	Description	Base Type	Life	Design Watts	Volts	Mean Initial Peak Candela	Filament	Fig.No.
44	31397	64151	PK22s	225	55	12	121	C-6	1
45	31415	64156	PK22s	225	70	24	146	C-6	1

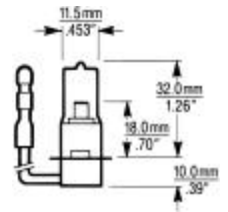


Fig. 1

T-3 ¼ Neon Glow Lamps

Line No.	NAED	Description	Base Type	Life	Nominal Watts	Nominal Current (mA)	Circuit Volts	Ext. Res. Ohms	Fig.No.
46	32427	NE-51 B1A	Mini Bayonet	25000	1/25	0.3	105-125	220K	—
47	32429	NE-51H B2A	Mini Bayonet	25000	1/7	1.2	105-125	47K	—

T-3 ¼

Line No.	NAED	Description	Base Type	Life	Design Amps	Volts	Mean Spherical Candela	Filament	Fig.No.
48	33459	44	Mini Bayonet	3000	.25	6.3	.90	C-2R	2
49	33479	47	Mini Bayonet	3000	.15	6.3	.50	C-2R	2
50	34691	161	W2.1x9.2d	4000+	0.19	14	1	C-2F	3
51	34711	168	W2.1x9.2d	1500	0.35	14	3	C-2F	3
52	34761	194	W2.1x9.2d	2500	0.27	14	2	C-2F	3

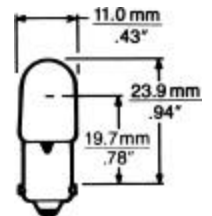


Fig. 2

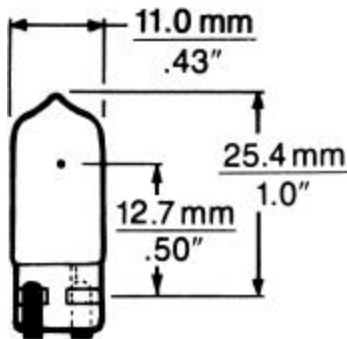


Fig. 4

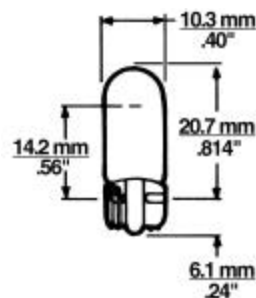


Fig. 3

AUTOMOTIVE, MINIATURE LAMP CATALOG

T-3 1/4										
Line No.	NAED	Description	Base Type	Life	Design Amps	Design Volts	Mea Spherical Candela	Filament	Fig. No.	
53	35027	259	W2.1x9.2d	5000	0.25	6.3	0.65	C-2R	1	
54	35133	313	Mini Bayonet	500	0.17	28	3.5	C-2F	4	
55	35561	656	W2.1x9.2d	2500	0.06	28	0.62	C-2F	5	
56	35565	657	W2.1x9.2d	2500	0.08	28	0.62	C-2F	5	
57	35763	755	Mini Bayonet	20000	0.15	6.3	0.33	C-2R	2	
58	35771	756	Mini Bayonet	15000	0.08	14	0.31	C-2F	4	
59	35781	757	Mini Bayonet	7500	0.08	28	0.62	C-2F	4	
60	35413	464	W2.1x9.2d	1500	0.17	28	3	C-2F	5	
61	37329	1815	Mini Bayonet	3000	0.2	14	1.4	C-2V	-	
62	37333	1816	Mini Bayonet	1000	0.33	13	3	C-2V	4	
63	37351	1819	Mini Bayonet	2500	0.04	28	0.33	C-2F	4	
64	37355	1820	Mini Bayonet	1000	0.1	28	1.6	C-2F	4	
65	37367	1822	Mini Bayonet	1000	0.1	36	2.1	C-2F	4	
66	37377	1829	Mini Bayonet	1000	0.07	28	1	C-2F	4	
67	37387	1835	Mini Bayonet	5000+	0.05	55	1.1	C-5	4	
68	37391	1847	Mini Bayonet	5000+	0.15	6.3	0.38	C-2R	2	
69	37413	1864	Mini Bayonet	1500	0.17	28	3	C-2F	4	
70	37505	1893	Mini Bayonet	2500	0.33	14	2	C-2F	4	
71	39376	6421	SV8.5-8	1000	0.125	24	1.4	C-8	3	
72	39397	6429	SV8.5-8	200	0.42	24	8.4	C-8	3	
73	39405	6413	SV8.5-8	200	0.4	12	4	C-8	3	
74	39407	6411	SV8.5-8	200	0.83	12	8	C-8	3	
75	39411	6424	SV8.5-8	200	0.2	24	4.93	C-8	3	

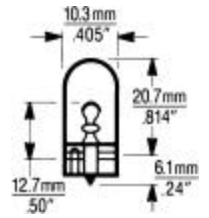


Fig. 1

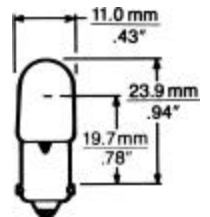


Fig. 2

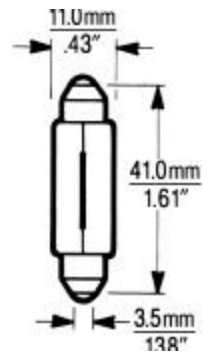


Fig. 3

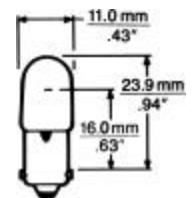


Fig. 4

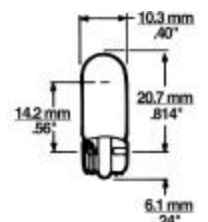


Fig. 5

AUTOMOTIVE, MINIATURE LAMP CATALOG

T-5

Line No.	NAED	Description	Base Type	Life	Design Amps	Volts	Mean Spherical Candela	Filament	Fig. No.
76	35869	912	W2.1x9.2d	1000	1	12.8	12	C-2R	1
77	39307	2342	W2x4.6d	1000	0.3	24	-	-	8
78	35920	516PK/RP	W2.1x9.2d	300	0.312	12.8	3.5	C-2R	1
79	35921	918PK/RP	W2.1x9.2d	500	0.54	12.8	6.5	C-2R	1
80	35923	918	W2.1x9.2d	500	0.54	12.8	6.5	C-2R	1

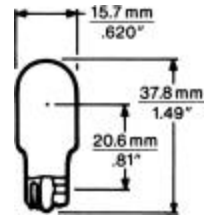


Fig. 1

TL-3

Line No.	NAED	Description	Base Type	Life	Design Amps	Volts	Mean Spherical Candela	Filament	Fig. No.
81	34967	222	Miniature Screw	5	0.22	2.25	-	C-2R	2

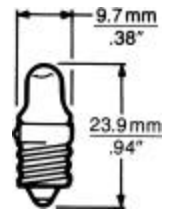


Fig. 2

B-3 1/2

Line No.	NAED	Description	Base Type	Life	Design Amps	Volts	Mean Spherical Candela	Filament	Fig. No.
82	38891	PR2	S.C. Mini Flanged	15	0.5	2.38	0.8	C-2R	3
83	38901	PR3	S.C. Mini Flanged	15	0.5	3.57	1.5	C-2R	3
84	38911	PR4	S.C. Mini Flanged	10	0.27	2.33	0.4	C-2R	3
85	38917	PR6	S.C. Mini Flanged	30	0.3	2.47	0.45	C-2R	3
86	38931	PR12	S.C. Mini Flanged	15	0.5	5.95	3	C-2R	3
87	38939	PR13	S.C. Mini Flanged	15	0.5	4.75	2	C-2R	3

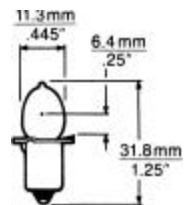


Fig. 3

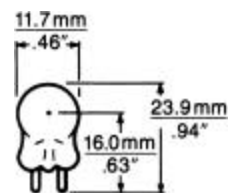


Fig. 4

G-3 1/2

Line No.	NAED	Description	Base Type	Life	Design Amps	Volts	Mean Spherical Candela	Filament	Fig. No.
88	32901	12	Mini Bi-Pin	5000+	0.15	6.3	0.35	C-6	4
89	33719	53	Mini Bayonet	1000	0.12	14.4	1	C-2V	5

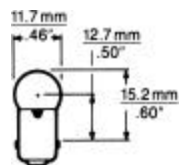


Fig. 5

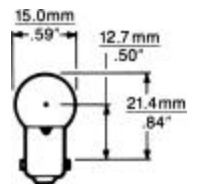


Fig. 6

G-4 1/2

Line No.	NAED	Description	Base Type	Life	Design Amps	Volts	Mean Spherical Candela	Filament	Fig. No.
90	33785	55	Mini Bayonet	500	0.41	7	2	C-2R	6
91	33871	57	Mini Bayonet	500	0.24	14	2	C-2V	6
92	35417	502	Miniature Screw	100	0.15	5.1	0.6	C-2R	7
93	37531	1895	Mini Bayonet	2000	0.27	14	2	C-2F	6

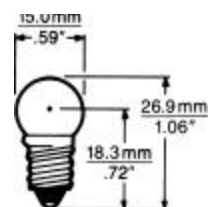


Fig. 7

AUTOMOTIVE, MINIATURE LAMP CATALOG

G-6

Line No.	NAED	Description	Base Type	Life	Design Amps	Volts	Mean Spherical Candela	Filament	Fig. No.
94	34021	67	S.C. Bayonet	5000	0.69	13.5	4	C-2R	1
95	34067	68	D.C. Bayonet	5000	0.59	13.5	4	C-2R	2
96	34233	89	S.C. Bayonet	750	0.58	13	6	C-2R	1
97	34271	90	D.C. Bayonet	750	0.58	13	6	C-2R	2

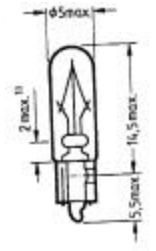


Fig. 8 (p.9)

S-8

Line No.	NAED	Description	Base Type	Life	Design Amps	Volts	Mean Spherical Candela	Filament	Fig. No.
98	34219	88	D.C. Bayonet	300	1.91	6.8	15	C-6	3
99	59894	3157 WL	None	1200-5000	2.1 0.59	12.8- 14	32 3	C-6 C-6	9
100	16810	93BL2PK	S.C. Bayonet	700	1.04	12.8	15	C-2R	5
101	34311	93	S.C. Bayonet	700	1.04	12.8	15	C-2R	5
102	34337	94	D.C. Bayonet	700	1.04	12.8	15	C-2R	3
103	36183	1076	D.C. Bayonet	200	1.8	12.8	32	C-6	3
104	36237	1130	D.C. Bayonet	200	2.63	6.4	21	C-6	3
105	36377	1141	S.C. Bayonet	1000	1.44	12.8	21	C-6	5
106	36419	1142	D.C. Bayonet	1000	1.44	12.8	21	C-6	3
107	36521	1156	S.C. Bayonet	1200	2.1	12.8	32	C-6	5
108	36561	1157	D.C. Index	1200-5000	2.1 0.59	12.8 14	32 3	C-6 C-6	6
109	39361	7511	BAY 15s	150	0.88	24	37	C-6	7

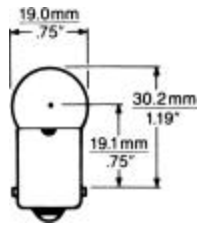


Fig. 1

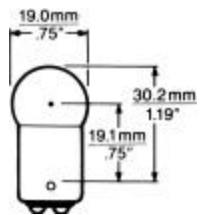


Fig. 2

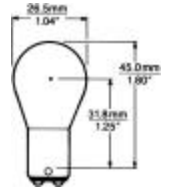


Fig. 3

T-1 3/4

Line No.	NAED	Description	Base Type	Life	Design Amps	Volts	Mean Spherical Candela	Filament	Fig. No.
110	38289	7327	Bi-Pin	4000	0.04	28	0.34	C-2F	8

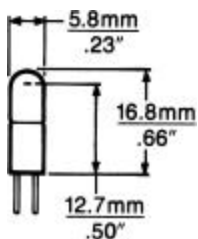


Fig. 8



Fig. 7

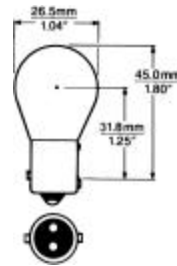


Fig. 6

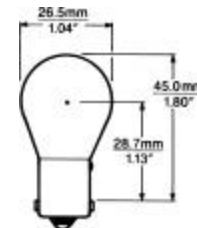


Fig. 5



Fig. 4

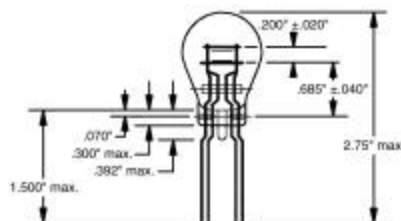


Fig. 9

AUTOMOTIVE, MINIATURE LAMP CATALOG

PAR 36

Line No.	NAED	Description	Base Type	Life	Design Watts	Volts	Initial Beam Candela	Filament	Fig. No.
111	30965	4414	2-Screw Terminals	300	18	12.8	1500	C-6	-

PAR-46

Line No.	NAED	Description	Base Type	Life	Design Watts	Volts	Initial Beam Candela	Filament	Fig. No.
112	31141	Q4681	2-Screw Terminals	50	450	28	310000	CC-6	-

PAR-64

Line No.	NAED	Description	Base Type	Life	Design Watts	Volts	Initial Beam Candela	Filament	Fig. No.
113	31129	Q4559X	2-Screw Terminals	100	600	28	765000	CC-8	-

Index

Part No.	Page/Line No.
NE-51 B1A	7-46
NE-51 HB2A	7-47
PR2	9-82
PR3	9-83
PR4	9-84
PR6	9-85
PR12	9-86
PR13	9-87
Q4681	11-112
Q4559X	11-113
6PSB	5-20
12	9-88
12PSB	5-21
17	1-15
24E	5-22
24ESB	5-23
24MB	6-35
24PSB	5-24
24X	5-25
28ESB	5-26
28MB	6-36
28PSB	5-27
44	7-48
47	7-49
48C	5-28
48PSB	5-29
53	9-89
55	9-90
56	1-16
57	9-91
60MB	6-34
60PSB	5-32
67	10-94
68	10-95
73	1-1
85	1-2
86	1-3
88	10-98
89	10-96
90	10-97
90MB	6-37
93	10-101

Part No.	Page/Line No.
93BL2PK	10-100
94	10-102
120MB	6-38
120MB/6	6-39
120PC	5-30
120PSB	5-31
161	7-50
168	7-51
194	7-52
214-2	6-42
222	9-81
259	8-53
313	8-54
327	1-4
328	1-5
330	1-6
334	1-7
382	1-8
385	1-9
387	1-10
388	1-11
464	8-60
502	9-92
516	9-78
656	8-55
657	8-56
755	8-57
756	8-58
757	8-59
912	9-78
918	9-80, 9-79
1076	10-103
1130	10-104
1141	10-105
1142	10-106
1156	10-107
1157	10-108
1815	8-61
1816	8-62
1819	8-63
1820	8-64
1822	8-65

Part No.	Page/Line No.
1829	8-66
1847	8-68
1864	8-69
1893	8-70
1895	9-93
1992/ERD	7-43
2187	1-12
2342	9-79
3157WL	10-99
3797	6-40
4414	11-111
6411	8-74
6413	8-73
6421	8-71
6424	8-75
6429	8-72
7327	10-110
7371	1-13
7382	1-14
7511	10-109
30096	4illu.
30099	2illu.
30110	2-17
30112	2-18
30120	2-17
31099	3illu.
64111	6-41
64150 12	6-33
64151	7-44
64156	7-45