

LUMALUX® and LUMALUX® ECOLOGIC® High Pressure Sodium Lamps



LUMALUX and LUMALUX ECO high pressure sodium lamps offer a reliable light source with high efficacy and long life. With up to 140 lumens per watt (LPW) initial efficacy and excellent lumen maintenance, these lamps deliver consistent light levels throughout their long lifetime. LUMALUX ECOLOGIC lamps have identical physical and electrical construction to standard LUMALUX lamps, but with reduced mercury content enabling them to pass the Federal TCLP test¹. The combined product offering builds a complete portfolio of the industry's most popular high pressure sodium lamp wattages and configurations.

LUMALUX high pressure sodium lamps have a proven history in the marketplace for over 30 years, yet refinements to the technology provide an opportunity to improve performance ratings. As such, many LUMALUX and all LUMALUX ECO lamps are now rated up to 30,000+ hours average life, which is up to a 25 percent improvement over industry standard products. These lamps also feature lead-free glass, bases and manufacturing process, reducing overall environmental impact.

Key Features & Benefits

LUMALUX:

- Offers up to 30,000+ hours of average rated life
- Very high efficacy: Up to 140LPW
- Lamps available from 35 to 150 watts in medium base and 50 to 1000 watts in mogul base
- Most types available as clear or coated
- Universal operating position
- Lead-free borosilicate hard glass outer jacket
- Lead-free bases allow a maximum base temperature of 250°C, 40°C higher than ANSI specification for soldered bases

LUMALUX ECO:

- All ECO products have an average rated life of 30,000+ hours*
- Pass Federal TCLP test¹
- May reduce disposal costs
- Direct replacement for standard HPS lamps that do not pass the Federal TCLP test
- Meets all physical and electrical ANSI requirements

*Except LU1000/ECO

¹ TCLP test results are based on NEMA LL Series standards and are available on request.

ECOLOGIC® is a comprehensive program of OSRAM SYLVANIA focused on addressing environmental issues at all stages of lamp life.



Product Offering

Ordering Description	Base
35, 50, 70, 100 and 150	Medium
50, 70, 100, 150, 200, 250, 310, 400, 750 and 1,000	Mogul
400	RSC

Application Information

Applications

- Architectural
- Canopy
- Floodlighting
- High bay
- Industrial
- Low bay
- Roadway fixture – Cobra head
- Wall mount



Specification Data

Fixture Description:	Type
Project/Job:	
SYLVANIA lamp:	
SYLVANIA ballast:	
Notes:	

Ordering Information

Item Number	Ordering Abbreviation	Watts	Bulb	Base	ANSI Code	Avg. Rated Life (hrs) ¹	Initial Lumens	Mean Lumens ²	CCT	Lamp Efficacy (LPW)
LUMALUX® ECOLOGIC®										
67510	LU50/ECO	50	ET23.5	E39 Mogul	S68	30,000+	4,000	3,200	1900K	80
67512	LU70/ECO	70	ET23.5	E39 Mogul	S62	30,000+	6,300	5,500	1900K	90
67514	LU100/ECO	100	ET23.5	E39 Mogul	S54	30,000+	9,500	7,150	2100K	95
67516	LU150/55/ECO	150	ET23.5	E39 Mogul	S55	30,000+	16,000	12,230	2100K	107
67576	LU200/ECO	200	ET18	E39 Mogul	S66	30,000+	22,000	19,800	2100K	110
67578	LU250/ECO	250	ET18	E39 Mogul	S50	30,000+	29,000	24,700	2100K	116
67580	LU310/ECO	310	ET18	E39 Mogul	S67	30,000+	37,000	32,900	2100K	119
67533	LU400/ECO	400	ET18	E39 Mogul	S51	30,000+	50,000	40,300	2100K	125
67307	LU1000/ECO	1,000	E25	E39 Mogul	S52	24,000+	130,000	124,000	2100K	130
LUMALUX										
67500	LU35/MED	35	E17	E26 Med.	S76	16,000+	2,250	2,050	1900K	64
67501	LU35/D/MED	35	E17	E26 Med.	S76	16,000+	2,100	1,935	1900K	60
67502	LU50/MED	50	E17	E26 Med.	S68	24,000+	4,000	3,600	1900K	80
67503	LU50/D/MED	50	E17	E26 Med.	S68	24,000+	3,700	3,420	1900K	74
67504	LU70/MED	70	E17	E26 Med.	S62	24,000+	6,300	5,350	1900K	90
67505	LU70/D/MED	70	E17	E26 Med.	S62	24,000+	5,800	4,900	1900K	83
67506	LU100/MED	100	E17	E26 Med.	S54	24,000+	9,500	8,000	2100K	95
67515	LU100/D	100	ET23.5	E39 Mogul	S54	30,000+	8,800	5,620	2100K	88
67508	LU150/MED	150	E17	E26 Med.	S55	24,000+	15,800	13,400	2100K	102
67509	LU150/55/D/MED	150	E17	E26 Med.	S55	24,000+	14,000	12,300	2100K	93
67517	LU150/55/D	150	ET23.5	E39 Mogul	S55	30,000+	14,000	12,500	2100K	93
67518	LU150/100	150	BT28	E39 Mogul	S56	30,000+	15,700	13,550	2100K	105
67521	LU250/D	250	BT28	E39 Mogul	S50	30,000+	26,000	24,400	2100K	104
67527	LU400/T7/RSC	400	T7	RX7SRRSC	S51	24,000	45,000	41,400	2100K	113
67547	LU750	750	BT37	E39 Mogul	S111	24,000+	105,000	94,500	2100K	140

1. Average rated life based on 10 hours per start and it is defined as the hours at which 50% of a group of lamps are still operating, except where denoted with a "+" next to the life rating, which refers to 65% survival.

2. Mean lumens are measured on ANSI reference circuits at rated wattage and 50% of average rated life.

General Notes:

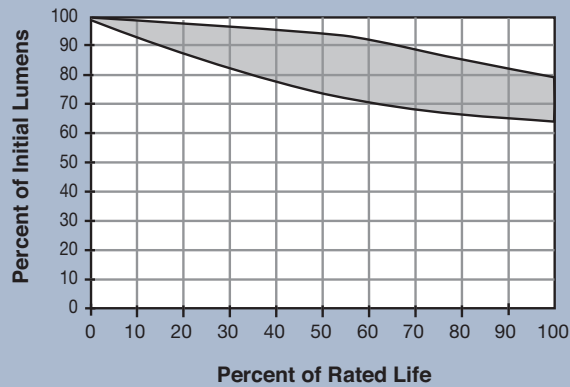
- TCLP claims based on OSRAM SYLVANIA's TCLP test protocol. Some states and localities have lower limits than the Federal TCLP standard and have different disposal regulations for mercury containing lamps. Data available upon request. 1998 Federal TCLP limits: 5.0mg/l for lead and 0.2mg/l for mercury.
- CRI for LUMALUX and LUMALUX ECO lamps is approximately 22. CCT for LUMALUX and LUMALUX ECO lamps is approximately 2100K.
- For lamp wattages of 360W or greater, it is recommended that lampholders with nickel-plated copper alloy center contacts (with spring) should be used rather than electrical contacts made of stainless steel.

Ordering Guide

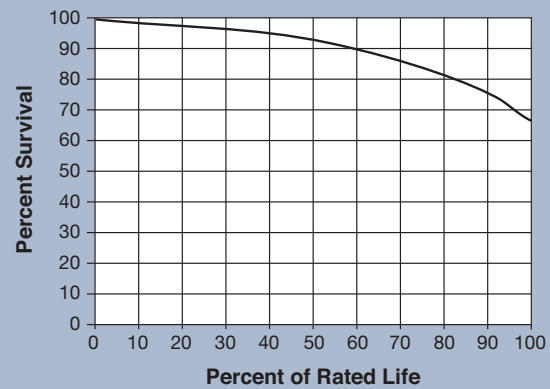
LU	70	/	—	/	—	/	ECO
LUMALUX	Wattage: 35, 50, 70, 100		Base:		Finish:		ECOLOGIC
High Pressure	150, 200, 250, 310, 400		__ (mogul)		__ (clear)		__ (not TCLP passing)
Sodium	600, 750, 1000 watts		MED (medium)		D (coated)		ECO (TCLP passing)

Technical Information

Typical Lumen Depreciation

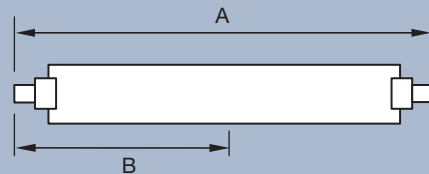
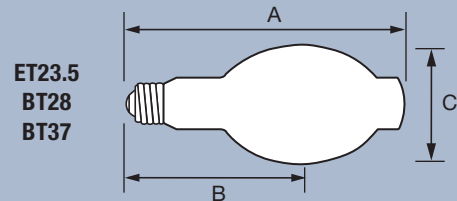
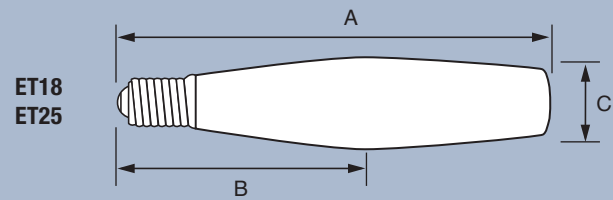
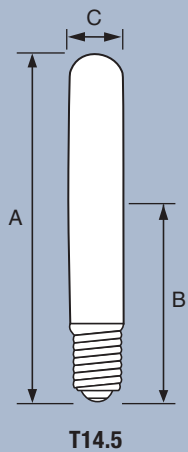
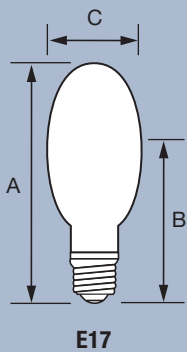


Typical Survival Curve



Lamp Dimensions

Ordering Abbreviation	(A) MOL	(B) LCL	(C) Bulb Diameter
E17	5.43"	3.42"	2.13"
ET23.5	7.75"	5"	2.94"
BT28	8.98"	5"	3.53"
BT37	11.5"	7"	4.6"
ET18	9.76"	5.75"	2.2"
E25	15.08"	8.74"	3.1"
T7	10.06"	5"	0.88"
T14.5	11.22"	6.89"	1.81"



Related Literature

Magnetic Ballast Catalog (Literature code: ECS-MAGNETIC 2006)
 HID System Warranty (Literature code: HID043)

Sample Specification

Lamps shall be LUMALUX ECO high pressure sodium lamps that pass the Federal TCLP limits. Lamps shall include a welded, lead-free brass base, a lead-free glass outer jacket, and shall be a direct retrofit for standard HPS.

United States
OSRAM SYLVANIA
100 Endicott Street
Danvers, MA 01923
1-800-LIGHTBULB

Trade
Phone: 800-255-5042
Fax: 800-255-5043

National Accounts
Phone: 800-562-4671
Fax: 800-562-4674

OEM/Special Markets
Phone: 800-762-7191
Fax: 800-762-7192

Retail
Phone: 800-842-7010
Fax: 800-842-7011

SYLVANIA Lighting Services
Phone: 800-323-0572
Fax: 800-537-0784

Display/Optic
Phone: 888-677-2627
Fax: 855-543-1043

Canada
OSRAM SYLVANIA LTD.
2001 Drew Road
Mississauga, ON L5S 1S4
1-800-LIGHTBULB

Trade
Phone: 800-263-2852
Fax: 800-667-6772

OEM/Special Markets/Display/Optic
Phone: 800-265-2852
Fax: 800-667-6772

Retail
Phone: 800-720-2852
Fax: 800-667-6772

SYLVANIA Lighting Services
Phone: 800-663-4268
Fax: 866-239-1278

Mexico
OSRAM MEXICO
Tultitlan/Edo de Mexico
Phone: 011-52-55-58-99-18-50

ENCELIUM Technologies
United States
Phone: 201-928-2400
Fax: 201-928-4028

Canada
Phone: 905-731-7678
Fax: 905-731-1401

www.sylvania.com

 /sylvania

 /sylvania

SYLVANIA, LUMALUX, ECOLOGIC and ECO are registered trademarks of OSRAM SYLVANIA Inc.
SEE THE WORLD IN A NEW LIGHT is a registered trademark of OSRAM SYLVANIA Inc.
All other trademarks are those of their respective owners.
Specifications subject to change without notice.

HID027R9