

A30QS Semiconductor Protection Fuses

A30QS Amp-Trap® Semiconductor Protection fuses are intended for the protection of Power Semiconductors such as diodes, phase control SCR's and other power semiconductor devices. The A30QS is recommended for new applications providing solutions for your critical protection needs at 300V and less semiconductors.

Features/Benefits:

- Low I²t minimizes damage to protected component on short circuit
- Controlled arc voltage reduces stress to circuit components during fuse clearing
- Choice of mounting types helps in equipment design

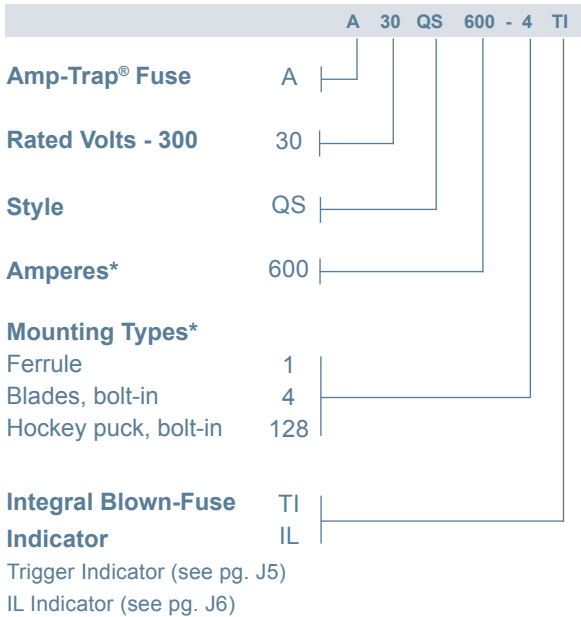
Highlights:

- Fast acting
- Current-limiting
- Low I²t
- Indicator options available
- Superior DC capabilities

Applications:

- Protection of 300V (or less) heavy duty rectifiers and similar heavy duty power supplies

Catalog Numbering System



* For ampere ratings and styles not listed, call Technical Services at 978-465-4853.



Single Pole Fuse Blocks for A30QS Fuses

Fuse Ampere Rating	Catalog No.
1-30	70316 + US14
31-60	P243G
61-100	P243
101-200	P243
401-600	P243G
700-800	ISC375



Ratings:

Volts : 300VAC / DC
Amps : 1 to 4500A
I.R. : 200kA I.R. AC
: 100kA I.R. DC
L/R : 10ms

Approvals:

- UL recognized component
UL File E60314
- AC: UL guide no. JFHR2
(35-4500A)



A30QS Semiconductor Protection Fuses

Catalog Numbers (amps)

Catalog No.	Dimen. Fig.	Catalog No.	Dimen. Fig.	Catalog No.	Dimen. Fig.
A30QS1-1	1	A30QS100-4TI	3	A30QS600-4TI	3
A30QS2-1	1	A30QS125-4	3	A30QS600-4IL	4
A30QS3-1	1	A30QS130-4	3	A30QS700-4	4
A30QS4-1	1	A30QS150-4	3	A30QS700-128	5
A30QS5-1	1	A30QS150-4TI	3	A30QS800-4	3
A30QS6-1	1	A30QS175-4	3	A30QS800-4IL	4
A30QS7-1	1	A30QS200-4	3	A30QS800-128	5
A30QS8-1	1	A30QS200-4TI	3	A30QS1000-128	5
A30QS10-1	1	A30QS225-4	3	A30QS1000-128IL	5
A30QS12-1	1	A30QS250-4	3	A30QS1200-128	5
A30QS15-1	1	A30QS250-4TI	3	A30QS1500-128	6
A30QS20-1	1	A30QS300-4	3	A30QS1500-128IL	7
A30QS25-1	1			A30QS1600-128	6
A30QS30-1	1	A30QS300-4TI	3	A30QS2000-128	6
A30QS35-4	2	A30QS350-4	3	A30QS2000-128IL	7
A30QS40-4	2	A30QS400-4	3	A30QS2500-128	6
A30QS50-4	2	A30QS400-4IL	4	A30QS2500-128IL	7
A30QS60-4	2	A30QS400-4TI	3	A30QS3000-128	6
A30QS70-4	3	A30QS450-4	3	A30QS3500-128	6
A30QS80-4	3	A30QS500-4	3	A30QS3500-128IL	7
A30QS90-4	3	A30QS550-4	3	A30QS4000-128	6
A30QS100-4	3	A30QS600-4	3	A30QS4500-128	6

* For ampere ratings and styles not listed, call Technical Services at 978-465-4853.

Dimensions

Outline Ref.	Mounting Type	Fig.	Dimensions - Inches (mm)								Tap	
			A	B	C	D	E	F	G	H		
A30QS1 to 30	1	1	2.00 (51)	0.56 (14)	-	-	-	-	-	-	-	-
A30QS35 to 60	4	2	3.19 (81)	0.83 (21)	1.63 (41)	2.50 (64)	2.25 (58)	0.34 (9)	.72 (18)	0.13 (3)	-	-
A30QS70 to 200	4	3	3.13 (80)	1.22 (31)	1.63 (41)	2.44 (62)	2.19 (55)	0.31 (8)	.75 (31)	0.19 (5)	-	-
A30QS225 to 700	4, 4IL*	3,4*	3.84 (98)	1.50 (38)	1.59 (40)	3.10 (74)	2.28 (58)	0.41 (10)	1.00 (25)	0.25 (6)	-	-
A30QS700 to 1200	128	5	2.59 (66)	3.00 (76)	2.34 (59)	2.50 (64)	1.50 (38)	-	-	-	3/8-24-1/2 Deep (2)	-
A30QS1500 to 2500	128, 128IL*	6, 7*	2.59 (66)	3.50 (76)	2.34 (59)	3.00 (64)	1.50 (38)	1.50 (38)	-	-	3/8-24-1/2 Deep (4)	-
A30QS3000 to 4500	128, 128IL*	6, 7*	2.59	4.50	2.34	3.75	1.50	1.50	-	-	1/2-20-1/2 Deep (4)	-
A30QS3000 to 4500	128, 128IL*	6, 7*	2.59 (66)	4.50 (114)	2.34 (59)	3.75 (95)	1.50 (38)	1.50 (38)	-	-	1/2-20-1/2 Deep (4)	-

* Optional (IL) indicator.

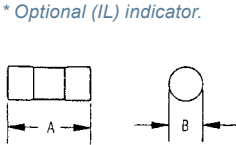


Figure 1

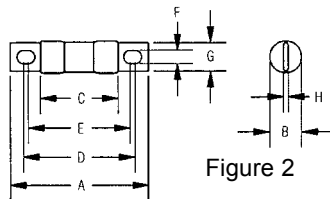


Figure 2

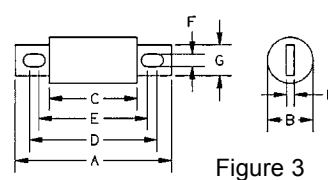


Figure 3

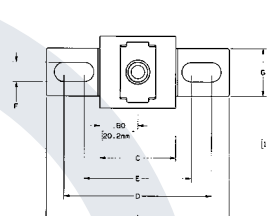


Figure 4

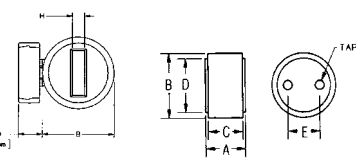


Figure 5

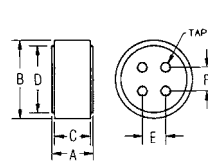


Figure 6

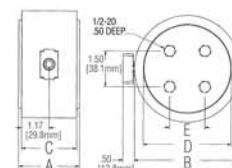


Figure 7

For the most current product performance data visit ep-us.mersen.com and use catalog search.