

# NAVILITE EXIT & EMERGENCY

## FLUORESCENT EMERGENCY BALLASTS

### NEB Series

Project: \_\_\_\_\_

Fixture Type: \_\_\_\_\_

Location: \_\_\_\_\_

Contact/Phone: \_\_\_\_\_

### PRODUCT DESCRIPTION

Navilite NEB Series Fluorescent Emergency Ballasts enable the conversion of a variety of standard fluorescent lighting fixtures to emergency lighting fixtures. They allow the same fixture to be used for both normal and emergency operation. In the event of a power failure, the emergency ballast switches to the emergency mode and operates one or two of the existing lamps for a minimum of 90 minutes. The NEB Series is compatible with a wide variety of fluorescent lamps including T8, T12, Circline, Biax and CFL. Each emergency ballast contains a battery, charger and inverter circuit in a single package.

### PRODUCT SPECIFICATIONS

**Construction** Heavy duty steel case • Listed for factory or field (retrofit) installation • May be installed in switched or unswitched fixtures • NEB650C includes flexible conduit for easy conversion of CFL fixtures.

**Electrical** Dual voltage 120/277VAC • Solid state charging and switching • Brownout protection • Battery low voltage disconnect • Overload and short circuit protection • Includes AC power indicator and test switch • Requires unswitched AC power source for proper operation • When operating two lamps in emergency mode, rated lumen output is divided evenly between the lamps • See Ordering Information for supported lamp types.

**Battery** Long-life, maintenance-free, high performance nickel cadmium • 20°C-55°C recommended operating range • Emergency ballast will operate lamps for a minimum of 90 minutes in the event of a power outage • NEB3000 battery is field replaceable.

**Code Compliance** UL924 • Indoor damp location rated (NEB650C) • NFPA 101 Life Safety Code compliant • NEC and OSHA compliance.

**Warranty** 5-year warranty.

Product specifications subject to change without notice.

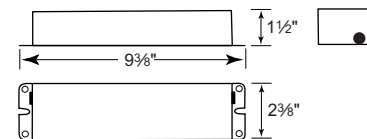
### INSTALLATION

**Mounting** Ballast can be mounted in fixture wireway or on top of fixture or remote mounted • May be installed in switched or unswitched fixtures • For remote mounting, the emergency ballast must be located no further than half the distance recommended by the fixture's AC ballast manufacturer or 50 feet, whichever is less • Consult factory for remote mounting questions prior to installation.

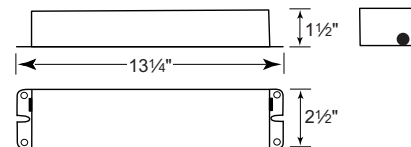


### DIMENSIONS

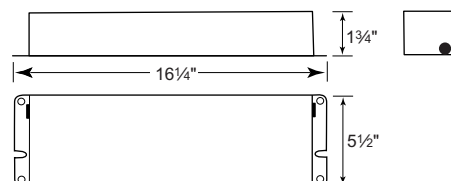
#### NEB650C, NEB500, NEB700



#### NEB1400



#### NEB3000



### ENGINEERING DATA

Catalog Number	Input Voltage	Max. Amps	Max. Watts
<b>NEB500</b>	120	.26	2.4
<b>NEB500</b>	277	.25	2.8
<b>NEB650C</b>	120	.27	2.5
<b>NEB650C</b>	277	.25	2.5
<b>NEB700</b>	120	.27	2.5
<b>NEB700</b>	277	.25	2.4
<b>NEB1400</b>	120	.27	3.2
<b>NEB1400</b>	277	.25	3.1
<b>NEB3000</b>	120	.26	5.3
<b>NEB3000</b>	277	.25	5.4

# NAVILITE EXIT & EMERGENCY

## FLUORESCENT EMERGENCY BALLASTS

### NEB Series

#### Ordering Information/Lamp Compatibility Chart

Catalog Number	NEB650C	NEB500	NEB700	NEB1400	NEB3000
Lumens	650	500	700	1400	3000
Linear Lamps	Number of Lamps Supported				
2'-4' Rapid, Instant, or Energy Savings, T8-T12		1	1	1	1
2'-8' Rapid, Instant, or Energy Savings, T8-T12, HO, VHO			1 or 2	1 or 2	1 or 2
20W - 40W Circline		1	1 or 2	1 or 2	1 or 2
Compact Lamps	Number of Lamps Supported				
13, 18, 26 (4-Pin)	1	1	1	1	1
13W-42W Twin, Quad or Triple (4-Pin)	1	1	1	1	1
40W Biax			1	1	1 or 2
50W Biax			1	1	1
55W Biax			1	1	1

Other lamp types may operate with these ballasts. Please consult factory for compatibility.

#### BATTERY DATA

- Self-contained ballast assembly is warranted for five full years
- Recharges in 24 hours or less

Type	Shelf Life <sup>1</sup>	Expected Life	Recommended Temperature Range <sup>2</sup>
Nickel Cadmium	3 years	5-10 years	20°C-55°C

<sup>1</sup> At 77°F

<sup>2</sup> To obtain rated life and capacity.

