

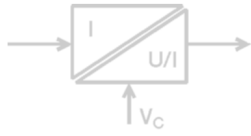

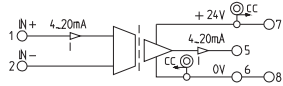
Signal Conditioners

Current/Voltage Signal Conditioners

Active Isolator

- Signal conversion
- Electrical isolation between input and output signals
- Power supply can be cross-connected using center jumpers

931S-A2A2N-DC

		
Specifications	Active Isolator	
Wiring Diagram		
Standards Compliance	UL 508, UL 1604, CSA C22.2 No. 142-M1987, CSA C22.2 No. 213-1987, EN 50178:1997, EN 61000-6-1:2007, EN 61000-6-2:2005, EN 61000-6-3:2007, EN 61000-6-4:2007	
Certifications	cULus (Class 1, Div. 2, Groups A, B, C and D, NRAG/7.E10314), CE	
Input Ratings		
Current	4...20 mA	
Max Current	25 mA	
Max Voltage	7V	
Input	Passive	
Output Ratings		
Current	4...20 mA	
Load Impedance (voltage/current)	— \ ≤ 500 Ω	
Accuracy	± 0.2% of final value	
Temperature Coefficient	≤ 250 ppm/K	
Step Response Time	< 30 ms	
Cut-off Frequency (-3 dB)	≥ 15 Hz	
Output	Active	
General Specifications		
Supply Voltage	24V DC ± 20%	
Current Consumption	<32 mA at I=20 mA	
Current Carrying Capacity of Cross-Connect	≤ 2 A	
Operating Temperature	0 °C...+55 °C	
Storage Temperature	-20 °C...+85 °C	
Rated Insulation Voltage	300V	
Impulse Withstand Voltage	4kV	
Isolation Voltage Input - Output	1.2kV _{eff} /1 s	
Surge Category	III	
Pollution Severity	2	
Connection Type	Screw	
L x W x D (mm)	92.4 x 12.5 x 112.4	
Signal Conditioner	Cat. No.	Pkg. Quantity
	931S-A2A2N-DC	1

