

IEC Lighting Contactor Specifications

Bulletin Number 100L

Topic	Page
Summary of Changes	1
Product Overview	2
Product Selection	2
Modifications	3
Specifications	3
Approximate Dimensions	4

Summary of Changes

This publication adds product selection and modification information.

Additional Resources

These documents contain additional information concerning related products from Rockwell Automation.

Resource	Description
Industrial Automation Wiring and Grounding Guidelines, publication 1770-4.1	Provides general guidelines for installing a Rockwell Automation industrial system.
Product Certifications website, http://www.rockwellautomation.com/global/certification/overview.page	Provides declarations of conformity, certificates, and other certification details.

You can view or download publications at <http://www.rockwellautomation.com/global/literature-library/overview.page>. To order paper copies of technical documentation, contact your local Allen-Bradley distributor or Rockwell Automation sales representative.

LISTEN.
THINK.
SOLVE.®

Product Overview



Bulletin No.	100L
Contactor Type	IEC
Features	Multi-pole Electrically held
Continuous Ampere Rating [A]	30
Single phase, 1 or 2 power poles	20 A 277V Max 15 A 347V Max
Three phase, 3 power poles	20 A 480Y/277V Max 15 A 600Y/347V Max
Enclosures (NEMA Type)	IP42 (Type 1) IP66 (Type 3/4/12)
Standards Compliance	UL 508 CSA C22.2, No. 14
Certifications	cULus Listed (File No. E14843, Guide No. NRNT, NRNT7)

Product Selection

Enclosure Type Rating	No. of Poles ⁽¹⁾	Cat. No.
Open	4	100L-C20N⊗4
	8	100L-C20N⊗8
	12	100L-C20N⊗12
IP42 (Type 1) (with lift-off cover)	4	100L-C20A⊗4
	8	100L-C20A⊗8
	12	100L-C20A⊗12
IP66 (Type 3/4/12) (with hinged cover)	4	100L-C20F⊗4
	8	100L-C20F⊗8
	12	100L-C20F⊗12

(1) These contactors do not include an auxiliary hold-in contact. If a hold-in contact is required it can be ordered by adding a suffix -90 to the cat. no. Example: Cat. No. 100L-C20N4-90.

⊗ Coil Voltage Codes

The Cat. No. as listed is incomplete. Select a coil voltage code from the table below to complete the Cat. No. Example: Cat. No. 100L-C20N⊗4 becomes Cat. No. 100L-C20N4. For other voltages, consult your local Rockwell Automation sales office or Allen-Bradley distributor.

AC Voltages [V]	24	48	110	120	208	220	240	277	347	380...400	415	440	480	500	600
50 Hz	K	Y	D	P	—	A	T	—	—	N	G	B	—	V	—
60 Hz	J	X	—	D	H	L	A	T	I	—	—	N	B	—	C

Modifications

Listed on this and the following pages are factory-installed modifications and special features that are available for the low voltage (600V maximum) starters listed in this publication. To order, add a dash followed by the suffix number listed to the end of the product Cat. No. Example: Cat. No. 100L-C09ADA1E-1

Description of Modification	Suffix Code	Enclosure Design	C09	C12	C16	C20	C23	C30	C37	C43	C60	C72	C85
START-STOP Push Button	1	Plastic Lift-off	A	A	A	NA	A	NA	NA	NA	NA	NA	NA
		Metal Lift-off	A	A	A	NA	A	A	A	A	A	A	A
		Metal Hinged	A	A	A	NA	A	A	A	A	A	A	A
ON-OFF Push Button	1E	Plastic Lift-off	A	A	A	NA	A	NA	NA	NA	NA	NA	NA
		Metal Lift-off	A	A	A	A	A	A	A	A	A	A	A
		Metal Hinged	A	A	A	A	A	A	A	A	A	A	A
HAND-OFF-AUTO Selector Switch	3	Metal Lift-off	A	A	A	A	A	A	A	A	A	A	A
		Metal Hinged	A	A	A	A	A	A	A	A	A	A	A
OFF-ON Selector Switch	3E	Metal Lift-off	A	A	A	A	A	A	A	A	A	A	A
		Metal Hinged	A	A	A	A	A	A	A	A	A	A	A
Red Pilot Light?	4R	Metal Lift-off	A	A	A	A	A	A	A	A	A	A	A
		Metal Hinged	A	A	A	A	A	A	A	A	A	A	A
Red LED Pilot Light (120V)	4R1	Plastic Lift-off	A	A	A	NA	A	NA	NA	NA	NA	NA	NA
Red LED Pilot Light (240V)	4R2	Plastic Lift-off	A	A	A	NA	A	NA	NA	NA	NA	NA	NA
Control Circuit Transformer 2 Primary and 1 Secondary Fuse Provided (Standard Capacity)	6P	Metal Lift-off	A	A	A	A	A	A	A	A	A	A	A
		Metal Hinged	A	A	A	A	A	A	A	A	A	A	A
External Reset	7	Plastic Lift-off	A	A	A	NA	A	NA	NA	NA	NA	NA	NA
		Metal Lift-off	A	A	A	NA	A	A	A	A	A	A	A
		Metal Hinged	A	A	A	NA	A	A	A	A	A	A	A
Control Circuit Fuse Block 2 Fuses Provided	22	Metal Lift-off	A	A	A	A	A	A	A	A	A	A	A
		Metal Hinged	A	A	A	A	A	A	A	A	A	A	A
Additional 1 N.O. – 1 N.C. (Side Mount) Auxiliary Contact on Contactor (100L only)	90	Metal Lift-off	NA	NA	NA	A	NA	NA	NA	NA	NA	NA	NA
		Metal Hinged	NA	NA	NA	A	NA	NA	NA	NA	NA	NA	NA
Additional 1 N.O. – 1 N.C. (Side Mount) Auxiliary Contact on Contactor	901	Metal Lift-off	A	A	A	A	A	A	A	A	A	A	A
		Metal Hinged	A	A	A	A	A	A	A	A	A	A	A
Additional 1 N.O. – 1 N.C. (Front Mount) Auxiliary Contact on Contactor	901T	Metal Lift-off	A	A	A	A	A	A	A	A	A	A	A
		Metal Hinged	A	A	A	A	A	A	A	A	A	A	A

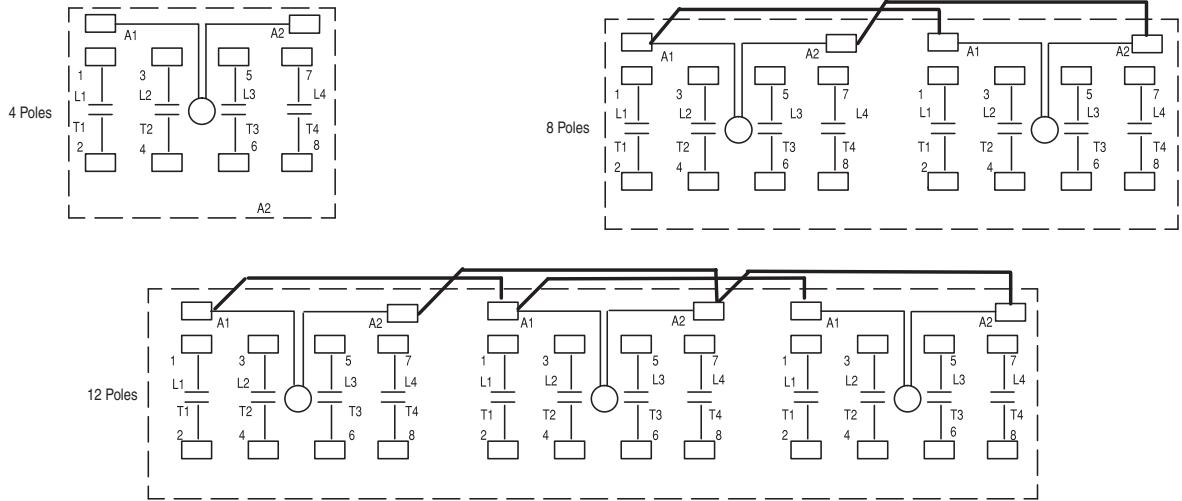
Specifications

Ratings

Type of Load	Max. Current [A]	Max. AC Volts, Poles to Load ⁽¹⁾	
		1 for 1-phase	3 for 3-phase
Tungsten	20	277	480Y/277V
	15	347	600Y/347V
Ballast	20	277	480Y/277V
	15	347	600Y/347V
General use resistance heating	30	600	600

(1) 20 A, 250V DC max. with 3 poles in series.

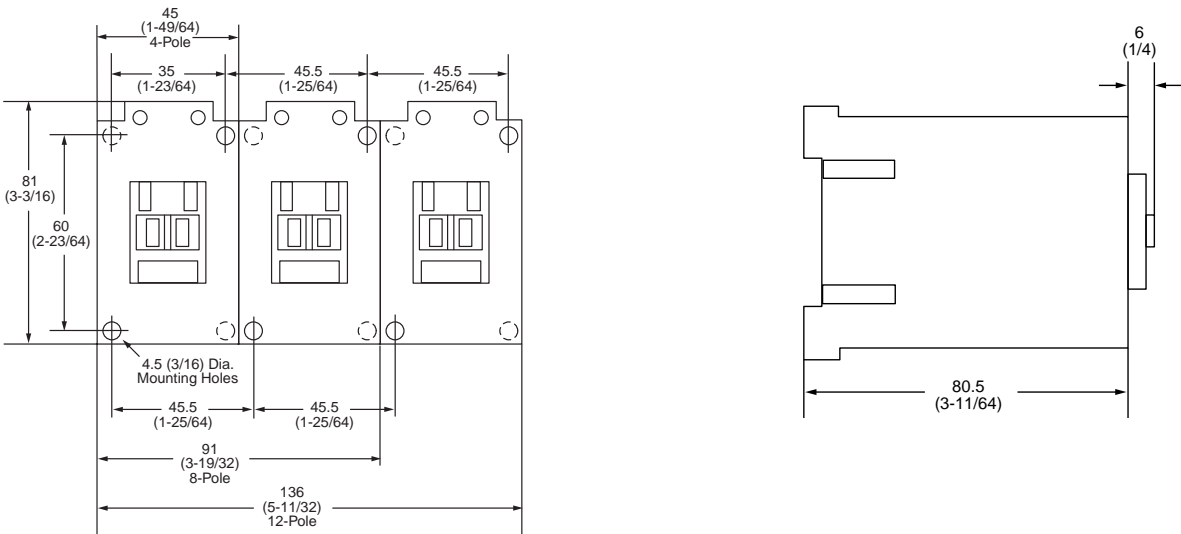
Wiring Diagrams



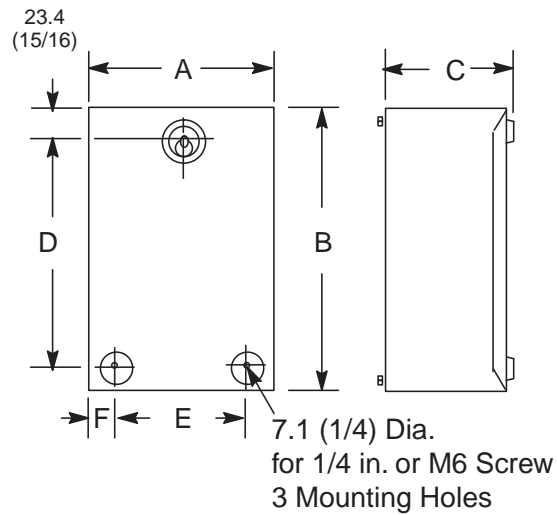
Approximate Dimensions

Dimensions are shown in millimeters (inches). Dimensions are not intended for manufacturing purposes.

Open Type

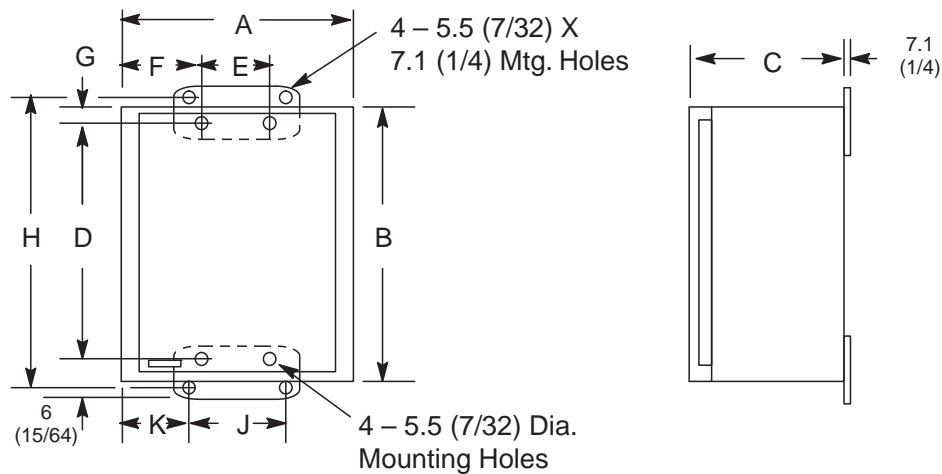


IP42 (Type 1)



Cat. No.	A Wide	B High	C Deep	D	E	F
100L-C20A⊗4	140 (5-1/2)	220 (8-21/32)	152 (5-31/32)	175 (6-7/8)	95 (3-3/4)	22.5 (7/8)
100L-C20A⊗8	235 (9-1/4)	220 (8-21/32)	152 (5-31/32)	175 (6-7/8)	190 (7-1/2)	22.5 (7/8)
100L-C20A⊗12	270 (10-5/8)	290 (11-7/16)	152 (5-31/32)	245 (9-21/32)	225 (8-7/8)	22.5 (7/8)

IP66 (Type 3/4/12)



Cat. No.	A Wide	B High	C Deep	D	E	F	G	H	J	K
100L-C20F⊗4	200 (7-7/8)	300 (11-13/16)	160 (6-5/16)	236 (9-9/32)	76 (3)	62 (2-7/8)	17.5 (11/16)	313 (12-5/16)	105 (4-1/8)	47.5 (1-7/8)
100L-C20F⊗8	250 (9-27/32)	250 (9-27/32)	160 (6-5/16)	186 (7-5/16)	76 (3)	87 (3-7/16)	17.5 (11/16)	263 (10-3/8)	105 (4-1/8)	72.5 (2-7/8)
100L-C20F⊗12	300 (11-13/16)	300 (11-13/16)	160 (6-5/16)	236 (9-9/32)	76 (3)	61 (2-13/32)	17.5 (11/16)	313 (12-5/16)	206 (8-1/8)	47 (1-27/32)

Rockwell Automation Support

Use the following resources to access support information.

Technical Support Center	Knowledgebase Articles, How-to Videos, FAQs, Chat, User Forums, and Product Notification Updates.	www.rockwellautomation.com/knowledgebase
Local Technical Support Phone Numbers	Locate the phone number for your country.	www.rockwellautomation.com/global/support/get-support-now.page
Direct Dial Codes	Find the Direct Dial Code for your product. Use the code to route your call directly to a technical support engineer.	www.rockwellautomation.com/global/support/direct-dial.page
Literature Library	Installation Instructions, Manuals, Brochures, and Technical Data.	www.rockwellautomation.com/literature
Product Compatibility and Download Center (PCDC)	Get help determining how products interact, check features and capabilities, and find associated firmware.	www.rockwellautomation.com/global/support/pcdc.page

Documentation Feedback

Your comments will help us serve your documentation needs better. If you have any suggestions on how to improve this document, complete the How Are We Doing? form at http://literature.rockwellautomation.com/idc/groups/literature/documents/du/ra-du002_-en-e.pdf.

Rockwell Automation maintains current product environmental information on its website at <http://www.rockwellautomation.com/rockwellautomation/about-us/sustainability-ethics/product-environmental-compliance.page>.

Allen-Bradley, Rockwell Software, Rockwell Automation, and LISTEN. THINK. SOLVE are trademarks of Rockwell Automation, Inc. Trademarks not belonging to Rockwell Automation are property of their respective companies.

Rockwell Otomasyon Ticaret A.Ş., Kar Plaza İş Merkezi E Blok Kat:6 34752 İçerenköy, İstanbul, Tel: +90 (216) 5698400

www.rockwellautomation.com

Power, Control and Information Solutions Headquarters

Americas: Rockwell Automation, 1201 South Second Street, Milwaukee, WI 53204-2496 USA, Tel: (1) 414.382.2000, Fax: (1) 414.382.4444
Europe/Middle East/Africa: Rockwell Automation NV, Pegasus Park, De Kleetlaan 12a, 1831 Diegem, Belgium, Tel: (32) 2 663 0600, Fax: (32) 2 663 0640
Asia Pacific: Rockwell Automation, Level 14, Core F, Cyberport 3, 100 Cyberport Road, Hong Kong, Tel: (852) 2887 4788, Fax: (852) 2508 1846

Publication 100-TD014C-EN-P - April 2018

Supersedes Publication 100-TD014B-EN-P - April 2015

Copyright © 2018 Rockwell Automation, Inc. All rights reserved. Printed in the U.S.A.