



FOOT PRINTS FOR PANEL LAYOUT


1411-604-\_\_\_\_



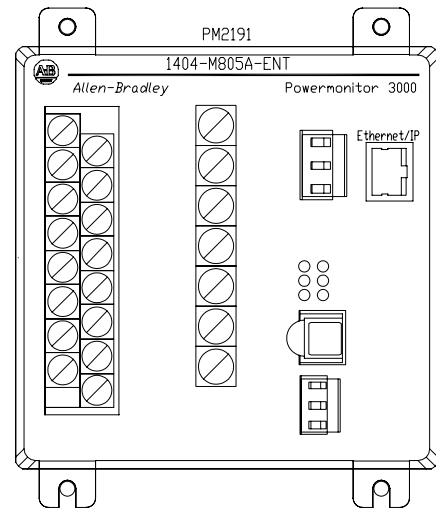

1411-600-\_\_\_\_



1411-601-\_\_\_\_

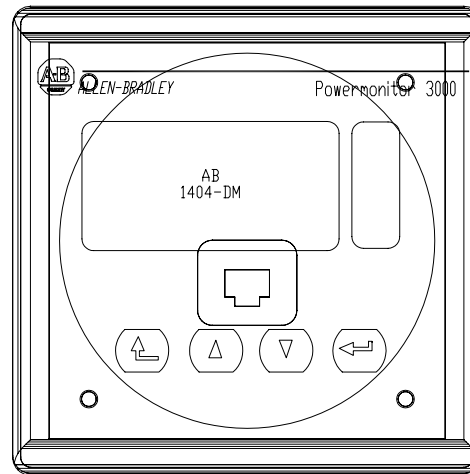


1411-617-\_\_\_\_



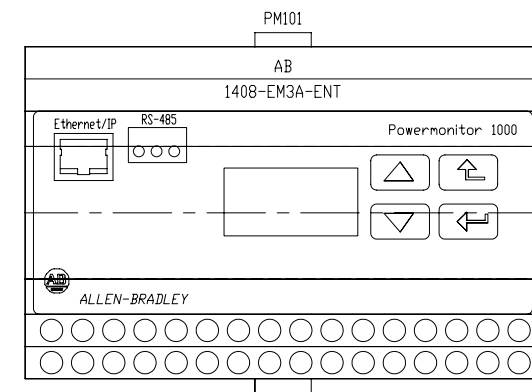
FP\_1404\_

POWER MONITOR 3000



FP\_1404-DM

POWER MONITOR 3000  
DISPLAY MODULE



FP\_1408\_

POWER MONITOR 1000

XXXX XXXXXXXX XX XXX XXXXXXXXXXXX  
XX XXXXXXXXXXXX XXXXXXXXXXXX  
XXXXXX XX XXXXXXXXXXXX XXX XXX  
XXXXXXXX XXXXXXXX XX XXXXXXXXXXXX

XXXXXX\_XXXX  
XXXXXX

ENERGY MANAGEMENT  
ACCELERATOR TOOLKIT PM1000  
LAYOUT FOOTPRINTS  
DWT COMPANY NAME

DWG DLS	DATE 05-29-09	DWG REV	A
EXAMPLE			
SHEET 02	OF --	[Logo]	