

ControlNet Media System

This document contains the ControlNet network media components. For the most current list, see the NetLinx Selection Guide, publication [NETS-SG001](#).

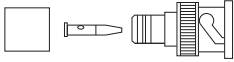
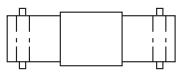
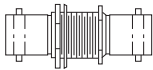
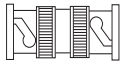

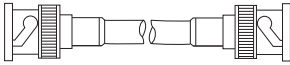

Contact your Rockwell Automation representative for information about ordering ControlNet network media components.

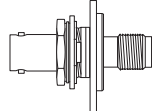
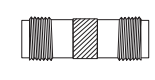
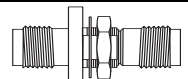
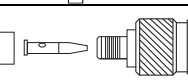
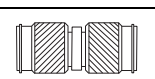
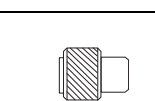
IMPORTANT

You may be able to buy fewer component pieces than shown per order or you may have to purchase all the pieces per order depending upon a unique situation. For more information, contact your distributor or the Rockwell Automation sales office.

Nonhazardous Locations

The table lists components available for nonhazardous environments.

Cat. No.	Component	Description
Coaxial tap kits - See the ControlNet Coax Media Planning and Installation Guide, publication CNET-IN002 , for more information.		
1786-TPR	Right-angle T-tap	<ul style="list-style-type: none"> • IP20 • 1 piece per order
1786-TPS	Straight T-tap	
1786-TPYR	Right-angle Y-tap	
1786-TPYS	Straight Y-tap	
Coaxial connectors - See the ControlNet Coax Media Planning and Installation Guide, publication CNET-IN002 , for more information.		
1786-BNC	 BNC plug	<ul style="list-style-type: none"> • IP20 • 75 Ω crimp type • 1 order = 50 pieces
1786-BNCJ	 Bullet, jack-to-jack	<ul style="list-style-type: none"> • IP20 • 1 order = 50 pieces
1786-BNCJI	 Isolated bulkhead, jack-to-jack, BNC to BNC	<ul style="list-style-type: none"> • IP20 • 1 order = 5 pieces
1786-BNCP	 Barrel, plug-to-plug	<ul style="list-style-type: none"> • IP20 • 1 order = 50 pieces
1786-TCAP	 Tap dummy load	<ul style="list-style-type: none"> • IP20 • 1 order = 5 pieces
1786-TJPR	 Jumper, plug-to-plug (5 in. long)	<ul style="list-style-type: none"> • IP20 • 1 order = 4 pieces
1786-XT	 Terminating resistor BNC plug	<ul style="list-style-type: none"> • IP20 • 75 Ω plug • 1 order = 50 pieces

Cat. No.	Component	Description	
RG-6 quad-shield coaxial cable - See the ControlNet Coax Media Planning and Installation Guide, publication CNET-IN002 , for more information.			
1786-RG6F/A	High-flex	<ul style="list-style-type: none"> • 304.8 m (1000 ft) 	
1786-RG6	Standard PVC CM-CL2	<ul style="list-style-type: none"> • 304.8 m (1000 ft) 	
1786-CTK	Coax toolkit	Includes: <ul style="list-style-type: none"> • ControlNet Coax Media Planning and Installation Guide, publication CNET-IN002 • Cable strip tool • Memory blade holder • Memory blade cartridges • Calibration/flare tool • Crimp tool 	
1788-CNCHKR	ControlNet NetChecker	Handheld diagnostic tool that analyzes active ControlNet networks	
1788-MCHKR	NetLinx Media Checker	Handheld diagnostic tool that identifies cable failures, measures length, and checks wiring for ControlNet, DeviceNet, DH+/RIO, and Ethernet physical media	
IP67 TNC media - See the ControlNet IP67 Tap and Cable Assembly Kit Installation Instructions, publication 1786-IN017 , for more information.			
1786-BNC2TNC		Isolated bulkhead, jack-to-jack, BNC to TNC	<ul style="list-style-type: none"> • IP67 • 1 order = 2 pieces
1786-TNCJ4		Bullet, jack-to-jack, TNC to TNC	<ul style="list-style-type: none"> • IP67 • 1 order = 4 pieces
1786-TNCJ4		Isolated bulkhead, jack-to-jack, TNC to TNC	<ul style="list-style-type: none"> • IP67 • 1 order = 4 pieces
1786-TNCL10		TNC plug	<ul style="list-style-type: none"> • IP67 • 1 order = 10 pieces
1786-TNCLP4		Barrel, plug-to-plug, TNC to TNC	<ul style="list-style-type: none"> • IP67 • 1 order = 4 pieces
1786-TNCLXT4		Terminating resistor TNC plug	<ul style="list-style-type: none"> • IP67 • 75 Ω plug • 1 order = 4 pieces
1786-TCT2BD1		TNC T-tap with straight BNC drop connector	
1786-TPST2T		TNC T-tap with straight TNC drop connector	<ul style="list-style-type: none"> • IP67
1786-TPRT2T		TNC T-tap with right-angle TNC drop connector	<ul style="list-style-type: none"> • 1 piece per order

Cat. No.	Component	Description
Repeater adapter - See the following publications for more information: <ul style="list-style-type: none"> • ControlNet Fiber Media Planning and Installation Guide, publication CNET-IN001 • ControlNet Ex Media Planning and Installation Guide, publication CNET-IN003 		
1786 RPA/B	Modular repeater adapter <ul style="list-style-type: none"> • Supplies power for up to four repeater modules (1786-RPCD, 1786-RPFS, and 1786-RPFM) • Supplies power for up to two repeater modules (1786-RPFRL, 1786-RPFXL) • One coax BNC connection 	<ul style="list-style-type: none"> • RG6 copper coax Use with these repeater modules: <ul style="list-style-type: none"> • 1786-RPCD • 1786 RPFS • 1786 RPFM • 1786-RPFRL • 1786-RPFXL
Repeater modules - See the following publications for more information: <ul style="list-style-type: none"> • ControlNet Fiber Media Planning and Installation Guide, publication CNET-IN001 • ControlNet Ex Media Planning and Installation Guide, publication CNET-IN003 		
1786-RPCD	Coaxial repeater <ul style="list-style-type: none"> • Two coaxial segments per module • Point-to-point and star topologies 	<ul style="list-style-type: none"> • RG6 copper coax
1786-RPFS	Short-distance fiber repeater <ul style="list-style-type: none"> • Two fiber segments per module • Point-to-point and star topologies 	<ul style="list-style-type: none"> • V-pin style connector, use pre-made 1786-FS cable with any of the following catalog numbers: 1786-FS10 1786-FS20 1786-FS60 1786-FS100 1786-FS200 1786-FS300 See page 4 for more information.
1786-RPFM	Medium-distance fiber repeater <ul style="list-style-type: none"> • Two fiber segments per module • Point-to-point and star topologies 	<ul style="list-style-type: none"> • ST-style connector, 62.5/125 micron multimode fiber
1786-RPFRL/B	Long-distance fiber ring repeater <ul style="list-style-type: none"> • Two fiber segments per module • Point-to-point, star, and ring topologies • Fault relay for runtime diagnostics 	<ul style="list-style-type: none"> • ST-style connector, 62.5/125 micron multimode fiber
1786-RPFXL/B	Extra-long-distance fiber ring repeater <ul style="list-style-type: none"> • Two fiber segments per module • Point-to-point, star, and ring topologies • Fault relay for runtime diagnostics 	<ul style="list-style-type: none"> • ST-style connector, 62.5/125 micron multimode fiber • ST-style connector, 9/125 micron single mode fiber

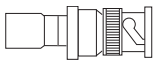

Cat. No.	Component	Description
Short-distance fiber-optic cable with V-pin connectors - See the ControlNet Fiber Media Planning and Installation Guide, publication CNET-IN001 , for more information.		
1786-FS10	10 m (32.8 ft) cable assembly	<ul style="list-style-type: none"> • 200 micron cable • Use with the 1786-RPFS repeater
1786-FS20	20 m (65.6 ft) cable assembly	
1786-FS60	60 m (196.8 ft) cable assembly	
1786-FS100	100 m (328.1 ft) cable assembly	
1786-FS200	200 m (656.2 ft) cable assembly	
1786-FS300	300 m (948.2 ft) cable assembly	
Network access cable (laptop computer to ControlNet network) - See the ControlNet Network Access Cable Installation Instructions, publication 1786-TD006 , for more information.		
1786-CP	3.05 m (10 ft) cable assembly	ControlNet network access cable

Hazardous Locations

The table lists components available for hazardous environments.

IMPORTANT

You may be able to buy fewer component pieces than shown per order or you may have to purchase all the pieces per order depending upon a unique situation. For more information, contact your distributor or the Rockwell Automation sales office.

Cat. No.	Component	Description
Intrinsically safe (FLEX Ex) tap kits - See the ControlNet Ex Media Planning and Installation Guide, publication CNET-IN003 , for more information.		
1797-TPR	FLEX Ex right-angle T-tap	<ul style="list-style-type: none"> • IP20 • 1 piece per order
1797-TPS	FLEX Ex straight distance T-tap	
1797-TPYR	FLEX Ex right-angle Y-tap	
1797-TPYS	FLEX Ex straight Y-tap	
Intrinsically safe (FLEX Ex) connectors - See the ControlNet Ex Media Planning and Installation Guide, publication CNET-IN003 , for more information.		
1797-XT	 FLEX Ex terminating resistor	<ul style="list-style-type: none"> • IP20 • 75 Ω • 1 order = 50 pieces
1797-TCAP	 FLEX Ex safe tap dummy load	<ul style="list-style-type: none"> • IP20 • 1 order = 5 pieces
Intrinsically safe (FLEX Ex) accessories - See the ControlNet Ex Media Planning and Installation Guide, publication CNET-IN003 , for more information.		
1797-BOOT	FLEX Ex boot insulator kit	<ul style="list-style-type: none"> • 1 kit containing 50 pieces
1797-EXMK	FLEX Ex cable marking kit	<ul style="list-style-type: none"> • 1 kit containing 100 pieces
Coaxial barrier - See the ControlNet Ex Media Planning and Installation Guide, publication CNET-IN003 , for more information.		
1797-BCNR	Coaxial barrier	Isolates a ControlNet segment from a hazardous to a non-hazardous area
Repeater adapter - See the following publications for more information:		
<ul style="list-style-type: none"> • ControlNet Fiber Media Planning and Installation Guide, publication CNET-IN001 • ControlNet Ex Media Planning and Installation Guide, publication CNET-IN003 		
1797-RPA	Intrinsically safe modular repeater adapter <ul style="list-style-type: none"> • Supplies power for up to two repeater modules (1797-RPFM) • One coax BNC connection 	RG6 copper coax <ul style="list-style-type: none"> • Use with the 1797-RPFM repeater

Cat. No.	Component	Description
Repeater module - See the following publications for more information: <ul style="list-style-type: none">• ControlNet Fiber Media Planning and Installation Guide, publication CNET-IN001• ControlNet Ex Media Planning and Installation Guide, publication CNET-IN003		
1797-RPFM	Intrinsically safe medium-distance repeater <ul style="list-style-type: none">• Two fiber segments per module• Point-to-point and star topologies	<ul style="list-style-type: none">• ST-style connector, 62.5/125 micron multimode fiber• Connect the 1797-RPFM repeater module (in an intrinsically safe area) to the 1786-RPFM repeater module (in a non-intrinsically safe area) using fiber

Notes:

Rockwell Automation Support

Rockwell Automation provides technical information on the Web to assist you in using its products. At <http://www.rockwellautomation.com/support/>, you can find technical manuals, a knowledge base of FAQs, technical and application notes, sample code and links to software service packs, and a MySupport feature that you can customize to make the best use of these tools.

For an additional level of technical phone support for installation, configuration, and troubleshooting, we offer TechConnect support programs. For more information, contact your local distributor or Rockwell Automation representative, or visit <http://www.rockwellautomation.com/support/>.

Installation Assistance

If you experience an anomaly within the first 24 hours of installation, review the information that is contained in this manual. You can contact Customer Support for initial help in getting your product up and running.

United States or Canada	1.440.646.3434
Outside United States or Canada	Use the Worldwide Locator at http://www.rockwellautomation.com/support/americas/phone_en.html , or contact your local Rockwell Automation representative.

New Product Satisfaction Return

Rockwell Automation tests all of its products to ensure that they are fully operational when shipped from the manufacturing facility. However, if your product is not functioning and needs to be returned, follow these procedures.

United States	Contact your distributor. You must provide a Customer Support case number (call the phone number above to obtain one) to your distributor to complete the return process.
Outside United States	Please contact your local Rockwell Automation representative for the return procedure.

Documentation Feedback

Your comments will help us serve your documentation needs better. If you have any suggestions on how to improve this document, complete this form, publication [RA-DU002](#), available at <http://www.rockwellautomation.com/literature/>.

Allen-Bradley, Rockwell Automation, Rockwell Software, NetLinx, and TechConnect are trademarks of Rockwell Automation, Inc.

Trademarks not belonging to Rockwell Automation are property of their respective companies.

www.rockwellautomation.com

Power, Control and Information Solutions Headquarters

Americas: Rockwell Automation, 1201 South Second Street, Milwaukee, WI 53204 USA, Tel: (1) 414.382.2000, Fax: (1) 414.382.4444

Europe/Middle East/Africa: Rockwell Automation, Vorstlaan/Boulevard du Souverain 36, 1170 Brussels, Belgium, Tel: (32) 2 663 0600, Fax: (32) 2 663 0640

Asia Pacific: Rockwell Automation, Level 14, Core F, Cyberport 3, 100 Cyberport Road, Hong Kong, Tel: (852) 2887 4788, Fax: (852) 2508 1846

Publication AG-PA002E-EN-P - April 2010

Supersedes Publication AG-PA002D-EN-P - March 2006

Copyright © 2010 Rockwell Automation, Inc. All rights reserved. Printed in the U.S.A.