

Screw Connection Terminal Blocks




Grounding Blocks, Continued

1492-JG16

1492-JG35

1492-JG50

Dimensions are not intended to be used for manufacturing purposes.
 Note: Height dimension is measured from top of rail to top of terminal block.



Specifications	Feed-Through Ground Block				Feed-Through Ground Block				Feed-Through Ground Block			
Certifications		CSA	IEC	ATEX		CSA	IEC	ATEX		CSA	IEC	ATEX
Voltage Rating	—	—	—	—	—	—	—	—	—	—	—	—
Maximum Current	Grounding				Grounding				Grounding			
Wire Range (Rated Cross Section)	#24...4 AWG	16 mm ²	16 mm ² (#16...6 AWG)		#12...1 AWG	#12...2 AWG	35 mm ²	35 mm ² (#14...2 AWG)	#10...1/0 AWG	#14...1/0 AWG	50 mm ²	50 mm ² (10...1/0 AWG)
Wire Strip Length	0.63 in. (16 mm)				0.70 in. (18 mm)				0.94 in. (24 mm)			
Recommended Tightening Torque	35.0 lb•in. (4.0 N•m)				51.0 lb•in. (5.8 N•m)				31.5 lb•in. (3.6 N•m)			
Mounting Torque — Center Screw	10.6...21.2 lb•in. (1.2...2.4 N•m)				10.6...21.2 lb•in. (1.2...2.4 N•m)				17.7...35.4 lb•in. (2.0...4.0 N•m)			
Density	25 pcs/ft (83 pcs/m)				19 pcs/ft (62 pcs/m)				16 pcs/ft (54 pcs/m)			
Housing Temperature Range	-58...+248 °F (-50...+120 °C)				-58...+248 °F (-50...+120 °C)				-58...+248 °F (-50...+120 °C)			
Short-Circuit Current Rating	See page 12-43											

Terminal Blocks	Cat. No.	Pkg Qty.	Cat. No.	Pkg Qty.	Cat. No.	Pkg Qty.
Color: Green/Yellow	1492-JG16	50	1492-JG35	25	1492-JG50	10
Accessories	Cat. No.	Pkg Qty.	Cat. No.	Pkg Qty.	Cat. No.	Pkg Qty.
Mounting Rails:						
1 m Symmetrical DIN (Steel)	199-DR1	10	—	—	—	—
1 m Symmetrical Heavy Duty DIN (Steel, Unslotted)	199-DR4	5	199-DR4	5	199-DR4	5
1 m Symmetrical DIN (Aluminum)	1492-DR5	10	1492-DR5	10	—	—
1 m Hi-Rise Sym. DIN (Aluminum)	1492-DR6	2	1492-DR6	2	—	—
1 m Angled Hi-Rise Sym. DIN (Steel)	1492-DR7	2	—	—	—	—
1 m Symmetrical Heavy Duty DIN (Copper, Unslotted)	1492-DR8	5	1492-DR8	5	1492-DR8	5
1 m Symmetrical Heavy Duty DIN (Steel)	1492-DR9	5	1492-DR9	5	1492-DR9	5
End Barrier	Not Required	—	Not Required	—	Not Required	—
End Anchors: DIN Rail — Heavy Duty	1492-EAHJ35	50	1492-EAHJ35	50	1492-EAHJ35	50
Other Accessories: Group Marking Carrier	1492-GM35	25	1492-GM35	25	1492-GM35	25
Marking Systems: Snap-in marker cards	1492-M7X12 (108/card)	5	1492-M7X12 (108/card)	5	1492-M7X12 (108/card)	5
Snap-in marker cards	1492-M8X5 (160/card)	5	1492-M8X5 (160/card)	5	1492-M8X5 (160/card)	5