
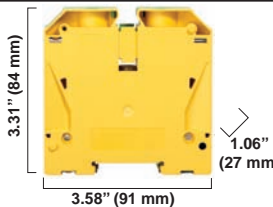
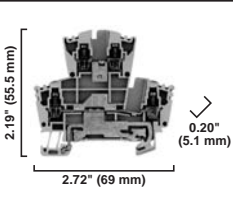


Screw Connection Terminal Blocks

Grounding Blocks

	1492-JG70				1492-JG120			1492-JDG3			
<p>Dimensions are not intended to be used for manufacturing purposes. Note: Height dimension is measured from top of rail to top of terminal block.</p> 											
Specifications	<i>Feed-through grounding terminal block</i>				<i>Feed-through grounding terminal block</i>			<i>Two-circuit terminal block with one feed-through and one grounding circuit</i>			
Certifications											
Voltage Rating	—				—			300V AC/DC		400V AC/DC	
Maximum Current	Grounding				—			20 A		24 A	
Wire Range (Rated Cross Section)	#6...2/0 AWG		70 mm ² (#8...2/0 AWG)		#4...3/0 AWG		#4...4/0 AWG	16...95 mm ²		#22...12 AWG	
Wire Strip Length	0.87 in. (22 mm)				1.06 in. (27 mm)			0.39 in. (10 mm)			
Recommended Tightening Torque	87.0 lb•in (9.8 N•m)				88.5 lb•in (10 N•m)			4.5...7.1 lb•in. (0.5...0.8 N•m)			
Mounting Torque — Center Screw	17.7...35.4 lb•in (2.0...4.0 N•m)				—			—			
Density	14 pcs/ft (48 pcs/m)				11 pcs/ft (37 pcs/m)			59 pcs/ft (196 pcs/m)			
Housing Temperature Range	-58...+248 °F (-50...+120 °C)				-58...+248 °F (-50...+120 °C)			-58...+248 °F (-50...+120 °C)			
Short-Circuit Current Rating	See page 12-42										
Terminal Blocks	Cat. No.	Pkg Qty.	Cat. No.	Pkg Qty.	Cat. No.	Pkg Qty.					
Color:	Green/Yellow	1492-JG70	10	1492-JG120	5	—					
	Grey	—	—	—	—	1492-JDG3					
						100					
Accessories	Cat. No.	Pkg Qty.	Cat. No.	Pkg Qty.	Cat. No.	Pkg Qty.					
Mounting Rails:											
1 m Symmetrical DIN (Steel)	—	—	—	—	199-DR1	10					
1 m Symmetrical DIN (Aluminum)	—	—	—	—	1492-DR5	10					
1 m Hi-Rise Sym. DIN (Aluminum)	—	—	—	—	1492-DR6	2					
1 m Angled Hi-Rise Sym. DIN (Steel)	—	—	—	—	1492-DR7	2					
Screw Type 1 m Symmetrical Heavy Duty DIN (Copper, Unslotted)	1492-DR8	5	1492-DR8	5	—	—					
End Barrier	Grey	Not Required	—	—	1492-EBJD3	20					
	Yellow	Not Required	—	—	1492-EBJD3-Y	20					
Jumpers:											
Screw Center Jumper — 10-pole	—	—	—	—	1492-CJJ5-10	20					
Screw Center Jumper — 4-pole	—	—	—	—	1492-CJJ5-4	50					
Screw Center Jumper — 3-pole	—	—	—	—	1492-CJJ5-3	50					
Screw Center Jumper — 2-pole	—	—	—	—	1492-CJJ5-2	50					
Insulated Side Jumper — 24-Pole	—	—	—	—	1492-SJ5A-24	50					
Insulated Side Jumper — 10-Pole	—	—	—	—	1492-SJ5A-10	50					
End Anchors and Retainers:											
Screwless End Retainer	—	—	—	—	1492-ERL35	20					
DIN Rail — Normal Duty	—	—	—	—	1492-EAJ35	100					
DIN Rail — Heavy Duty	1492-EAHJ35	50	1492-EAHJ35	50	1492-EAHJ35	50					
Marking Systems:											
Snap-in marker cards	1492-M7X12 (108/card)	5	1492-MR8X12 (84/card)	5	1492-M5X8 (200/card)	5					
Snap-in marker cards	1492-M8X5 (160/card)	5	1492-M7X12 (108/card)	5	1492-M5X5 (144/card)	5					