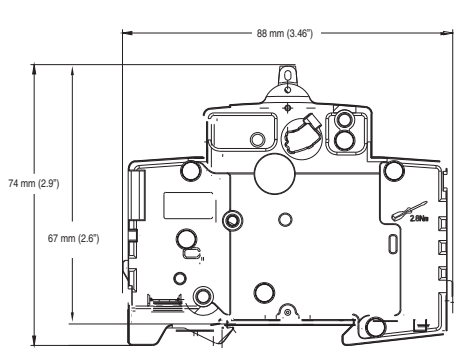


### Power Loss Due to Current

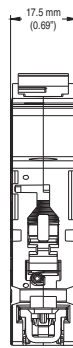
Rated Current [A]	Power Loss Per Pole [W]	Rated Current [A]	Power Loss Per Pole [W]
0.5	1.4	13	2.3
1	1.4	15	2.4
2	1.8	16	2.5
3	1.6	20	2.5
4	1.8	25	3.2
5	1.9	30	3.5
6	2.0	32	3.7
7	1.1	40	4.5
8	1.5	50	4.5
10	2.1	63	5.4

### Approximate Dimensions

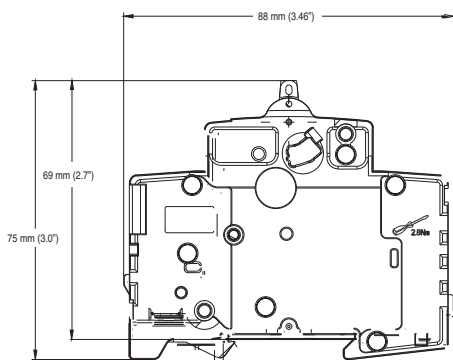
**Note:** Dimensions are shown in millimeters (inches). Dimensions are not intended for manufacturing purposes.




**1-Pole**



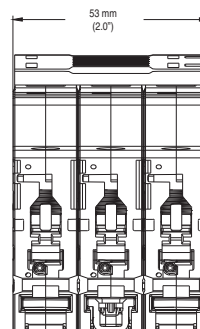
**1-Pole**



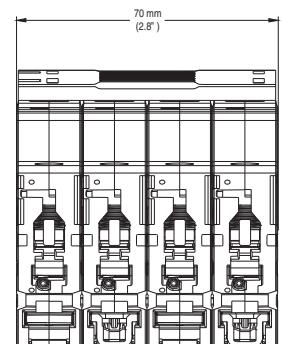
**2-, 3-, 4-Pole**



**2-Pole**



**3-Pole**



**4-Pole**