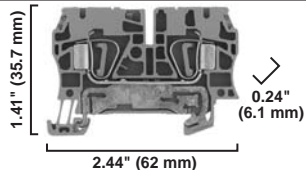
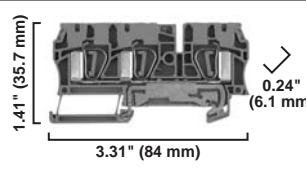
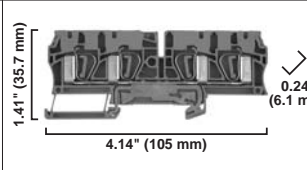


Spring-Clamp Connection Terminal Blocks

Grounding Blocks, Continued

	1492-LG4				1492-LG4T				1492-LG4Q			
Dimensions are not intended to be used for manufacturing purposes. Note: Height dimension is measured from top of rail to top of terminal block.												
Specifications	Feed-through Ground Block				Feed-through Ground Block with 2 points on one side				Feed-through Ground Block with 2 points on each side			
Certifications		CSA	IEC	ATEX		CSA	IEC	ATEX		CSA	IEC	ATEX
Voltage Rating	—	—	—	—	—	—	—	—	—	—	—	—
Maximum Current	Grounding				Grounding				Grounding			
Wire Range (Rated Cross Section)	#26...10 AWG	4 mm ²	4 mm ² (20...10 AWG)		#26...10 AWG	4 mm ²	4 mm ² (20...12 AWG)		#26...10 AWG	4 mm ²	4 mm ² (20...12 AWG)	
Wire Strip Length	0.47 in. (12 mm)				0.47 in. (12 mm)				0.47 in. (12 mm)			
Density	49 pcs/ft (163 pcs/m)				49 pcs/ft (163 pcs/m)				49 pcs/ft (163 pcs/m)			
Housing Temperature Range	-58...+248 °F (-50...+120 °C)				-58...+248 °F (-50...+120 °C)				-58...+248 °F (-50...+120 °C)			
Terminal Blocks	Cat. No.	Pkg Qty.		Cat. No.	Pkg Qty.		Cat. No.	Pkg Qty.		Cat. No.	Pkg Qty.	
Color: Green/Yellow	1492-LG4	50		1492-LG4T	50		1492-LG4Q	50		1492-LG4Q	50	
Accessories	Cat. No.	Pkg Qty.		Cat. No.	Pkg Qty.		Cat. No.	Pkg Qty.		Cat. No.	Pkg Qty.	
Mounting Rails:												
1 m Symmetrical DIN (Steel)	199-DR1	10		199-DR1	10		199-DR1	10		199-DR1	10	
1 m Symmetrical DIN (Aluminum)	1492-DR5	10		1492-DR5	10		1492-DR5	10		1492-DR5	10	
1 m Hi-Rise Symmetrical DIN (Aluminum)	1492-DR6	2		1492-DR6	2		1492-DR6	2		1492-DR6	2	
1 m Angled Hi-Rise Sym. DIN (Steel)	1492-DR7	2		1492-DR7	2		1492-DR7	2		1492-DR7	2	
End Barrier Yellow	1492-EBL4-Y	50		1492-EBL4T-Y	50		1492-EBL4Q-Y	50		1492-EBL4Q-Y	50	
End Anchors and Retainers												
Screwless End Retainer	1492-ERL35	20		1492-ERL35	20		1492-ERL35	20		1492-ERL35	20	
DIN Rail — Normal Duty	1492-EAJ35	100		1492-EAJ35	100		1492-EAJ35	100		1492-EAJ35	100	
DIN Rail — Heavy Duty	1492-EAHJ35	50		1492-EAHJ35	50		1492-EAHJ35	50		1492-EAHJ35	50	
Other Accessories:												
Reducing Sleeves 26...24 AWG (0.13...0.2 mm ²) White	1492-PSL4-2	100		1492-PSL4-2	100		1492-PSL4-2	100		1492-PSL4-2	100	
Reducing Sleeves 22...20 AWG (0.25...0.5 mm ²) Grey	1492-PSL4-5	100		1492-PSL4-5	100		1492-PSL4-5	100		1492-PSL4-5	100	
Reducing Sleeves 18 AWG (0.75...1.0 mm ²) Dark Grey	1492-PSL4-10	100		1492-PSL4-10	100		1492-PSL4-10	100		1492-PSL4-10	100	
Test Plug	1492-TP23	20		1492-TP23	20		1492-TP23	20		1492-TP23	20	
Test Plug (Stackable)	1492-TPL6	25		1492-TPL6	25		1492-TPL6	25		1492-TPL6	25	
Group Marking Carrier	1492-GM35	25		1492-GM35	25		1492-GM35	25		1492-GM35	25	
Marking Systems:												
Snap-In Marker Cards	1492-M6X10 (120/card)	5		1492-M6X10 (120/card)	5		1492-M6X10 (120/card)	5		1492-M6X10 (120/card)	5	
Snap-In Marker Cards	1492-M6X5 (200/card)	5		1492-M6X5 (200/card)	5		1492-M6X5 (200/card)	5		1492-M6X5 (200/card)	5	
Hinged Marker Cards	1492-MH6X12 (80/card)	5		1492-MH6X12 (80/card)	5		1492-MH6X12 (80/card)	5		1492-MH6X12 (80/card)	5	