



Bulletin 100 Line

IEC Renewal Parts


Bulletin 100-D

	Description	Coil Type	For Use With	Cat. No.
	Arc Chambers for Contactors For 3-pole 100-D Contactors	Conventional	100-D95	100-DA-95
			100-D110	100-DA-110
			100-D140	100-DA-140
			100-D180	100-DA-180
		Electronic	100-D95	100-DAE-95
			100-D110	100-DAE-110
			100-D140	100-DAE-140
			100-D180	100-DAE-180
			100-D210	100-DAE-210
			100-D250	100-DAE-250
			100-D300	100-DAE-300
			100-D420	100-DAE-420
			100-D630	100-DAE-630
			100-D860	100-DAE-860
	Main Contacts for Contactors Set for 3-pole 100-D Contactors	Conventional	100-D95	100-DC-95
			100-D110	100-DC-110
			100-D140	100-DC-140
			100-D180	100-DC-180
		Electronic	100-D95	100-DCE-95
			100-D110	100-DCE-110
			100-D140	100-DCE-140
			100-D180	100-DCE-180
			100-D210	100-DCE-210
			100-D250	100-DCE-250
			100-D300	100-DCE-300
			100-D420	100-DCE-420
			100-D630	100-DCE-630
			100-D860	100-DCE-860
Terminal Hardware Set of 6	—	100-D95...D110	100-DHF110	
		100-D140...D180	100-DHF180	
		100-D210...D420	100-DHF420	
		100-D630...D860	100-DHF860	

IEC Renewal Parts

Bulletin 100-D, Continued

Replacement coils for 100-D contactors



Conventional AC							Conventional DC				
AC Standard Control Voltages			AC Coil Code	100-D95...D180	100-D210...D420	100-D630...D860	DC Standard Control Voltages	DC Coil Code	100-D95...D180	100-D210...D420	100-D630...D860
50 Hz	60 Hz	50/60 Hz		Cat. No.	Cat. No.	Cat. No.			Cat. No.	Cat. No.	Cat. No.
24V	—	—	K	TG407	—	—	12V	ZQ	TG708	—	—
—	24V	—	J	TG013	—	—	24V	ZJ	TG714	—	—
32V	36V	—	V	TG481	—	—	36V	ZN	TG719	—	—
36V	42V	—	W	TG410	—	—	48V	ZY	TG724	—	—
48V	—	—	Y	TG414	—	—	60V	ZZ	TG774	—	—
42V	48V	—	X	TG482	—	—	110V	ZD	TG733	—	—
—	—	100V*	KP	TG861	—	—	125V	ZS	TG737	—	—
110V	120V	—	D	TG473	—	—	130V	ZF	TG738	—	—
—	—	110V*	KN	TG856	—	—	220V	ZA	TG761	—	—
—	208V	—	H	TG049	—	—	240V	ZL	TG750	—	—
—	—	200V*	KG	TG862	—	—	250V	ZT	TG751	—	—
—	—	220V*	KL	TG857	—	—					
220...230V	240V	—	A	TG441	—	—					
240V	277V	—	T	TG480	—	—					
—	—	277V*	KT	TG060	—	—					
—	—	230V*	KF	TG851	—	—					
—	—	240V*	KA	TG858	—	—					
380...400V	440V	—	N	TG071	—	—					
415V	480V	—	B	TG475	—	—					
—	24V	—	J	TG013	—	—					
500V	500V	—	M	TG479	—	—					
550V	600V	—	C	TG476	—	—					
Electronic AC							Electronic DC				
AC Standard Control Voltages			AC Coil Code	100-D95...D300	100-D420	100-D630...D860	DC Standard Control Voltage	DC Coil Code	100-D95...D300	100-D420	100-D630...D860
50 Hz	60 Hz	50/60 Hz		Cat. No.	Cat. No.	Cat. No.			Cat. No.	Cat. No.	Cat. No.
—	—	24V	EJ†	TGE855	—	—	24V	EZJ	TGE708	—	—
—	—	42...64V	EY	TGE864	THE864	—	48...72V	EZY	TGE779	THE779	—
—	—	100V	EJ	TGE861	THE861	TJE861	110...130V	EZD	TGE780	THE780	—
—	—	110...130V	ED	TGE865	THE865	TJE865		ED	—	—	TJE865
—	—	200V	EG	TGE862	THE862	TJE862	200...255V	EZA	TGE781	THE781	—
—	—	208...277V	EA	TGE866	THE866	TJE866		EA	—	—	TJE866
—	—	380...400V	EE	—	THE880	—					
—	—	380...500V	EN	TGE867	THE867	—					
—	—	380...415V	EN	—	—	TJE867					
—	—	440...480V	EB	—	—	TJE868					
—	—	500V	EM	—	—	TJE869					
—	600V	—	EC	—	—	TJE870					

* Applies to 100-D95...-D110 contactors only. Not available with 100-D140...-D180 contactors.

† Not available on 100/104-D300.

Important User Information

Because of the variety of uses for the products described in this publication, those responsible for the application and use of this control equipment must satisfy themselves that all necessary steps have been taken to assure that each application and use meets all performance and safety requirements, including any applicable laws, regulations, codes and standards.

The illustrations, charts, sample programs and layout examples shown in this guide are intended solely for purposes of example. Since there are many variables and requirements associated with any particular installation, Rockwell Automation does not assume responsibility or liability (to include intellectual property liability) for actual use based upon the examples shown in this publication.

Allen-Bradley publication SGI-1.1, *Safety Guidelines for the Application, Installation and Maintenance of Solid-State Control* (available from your local Allen-Bradley office), describes some important differences between solid-state equipment and electromechanical devices that should be taken into consideration when applying products such as those described in this publication.

Reproduction of the contents of this copyrighted publication, in whole or part, without written permission of Rockwell Automation, is prohibited.

Throughout this document we use notes to make you aware of safety considerations:

ATTENTION

Identifies information about practices or circumstances that can lead to personal injury or death, property damage or economic loss



IMPORTANT

Identifies information that is critical for successful application and understanding of the product.

Use only replacement parts and devices recommended by Rockwell Automation to maintain the integrity of the equipment. It is the user's responsibility to ensure that the renewal part number selected is properly matched to the model, series and revision level of the equipment being serviced.

ATTENTION

Servicing energized Industrial Control Equipment can be hazardous. Severe injury or death can result from electrical shock, burn, or unintended actuation of controlled equipment. Recommended practice is to disconnect and lockout control equipment from power sources, and release stored energy, if present.



Refer to **National Fire Protection Association Standard No. NFPA70E, Part 2 and (as applicable) OSHA rules for Control of Hazardous Energy Sources (Lockout/Tagout) and OSHA Electrical Safety Related Work Practices** for safety related work practices, including procedural requirements for lockout/tagout, and appropriate work practices, personnel qualifications and training requirements where it is not feasible to de-energize and lockout or tagout electric circuits and equipment before working on or near exposed circuit parts.

ROCKWELL DISCLAIMS ALL WARRANTIES WHETHER EXPRESSED OR IMPLIED IN RESPECT TO THE INFORMATION (INCLUDING SOFTWARE) PROVIDED HEREBY, INCLUDING THE IMPLIED WARRANTIES OF FITNESS FOR A PARTICULAR PURPOSE, MERCHANTABILITY, AND NON-INFRINGEMENT. Note that certain jurisdictions do not countenance the exclusion of implied warranties; thus, this disclaimer may not apply to you.

Allen-Bradley is a trademark of Rockwell Automation