Malleable Iron Threaded Fittings

Class 150 and Class 300 Specifications

- SCI® branded Class 150 fittings are UL Listed and FM Approved at 300 psi
- SCI® branded Class 300 fittings are UL Listed
- Hot-dipped galvanized fittings are certified to; NSF/ANSI 372 and California AB1953 Lead Free
- Canadian Registration Numbers available at www.smithcooper.com
- Malleable castings conform to ASTM A197
- Hot-dipped galvanized fittings conform to ASTM A153
- Malleable fitting dimensions conform to ASME B16.3
- Malleable bushings, plugs and locknuts conform to ASME B16.14
- Malleable unions conform to ASME B16.39
- NPT threads on all fittings conform to ASME B1.20.1
- Independent lab verification that fittings meet applicable chemical & mechanical properties
- Manufacturing facilities are ISO 9001:2008 and ISO 14001
- SCI® branded fittings are 100% air tested
- ProPak™ Packaging

Fig. 33HB1 & 34HB1 – Hex Bushing cont.

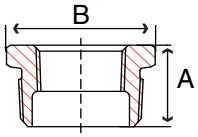

Size in	Part Number Black	Part Number Galvanized	A in	B in	Hex	Packing Inner	Packing Master	Weight lb
6 x 1-1/2	33HB1060014C	34HB1060014C	2.20	3.35	In	-	7	12.0
6 x 2	33HB1060020C	34HB1060020C	2.20	3.35	In	-	7	10.0
6 x 2-1/2	33HB1060024C	34HB1060024C	2.20	3.90	In	-	7	7.9
6 x 3	33HB1060030C	34HB1060030C	2.30	4.70	In	-	7	7.7
6 x 4	33HB1060040C	34HB1060040C	2.30	5.90	In	-	7	6.7
6 x 5	33HB1060050C	34HB1060050C	2.50	7.20	Out	-	7	6.3
8 x 6	33HB1080060C	34HB1080060C	2.75	9.00	Out	-	4	13.1

Bushings may have hexagon or octagon heads.

Fig. 33SP1 & 34SP1 – Square Head Plug

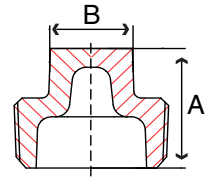

Size in	Part Number Black	Part Number Galvanized	A in	B in	Packing Inner	Packing Master	Weight lb
1/8	33SP1001C	34SP1001C	0.65	0.30	300	4800	0.01
1/4	33SP1002C	34SP1002C	0.75	0.38	150	2400	0.03
3/8	33SP1003C	34SP1003C	0.85	0.44	100	1600	0.05
1/2	33SP1004C	34SP1004C	1.00	0.53	50	800	0.1
3/4	33SP1006C	34SP1006C	1.15	0.58	30	360	0.1
1	33SP1010C	34SP1010C	1.30	0.71	20	240	0.2
1-1/4	33SP1012C	34SP1012C	1.40	0.90	40	160	0.3
1-1/2	33SP1014C	34SP1014C	1.50	1.10	30	120	0.5
2	33SP1020C	34SP1020C	1.60	1.30	20	80	0.7
2-1/2	33SP1024C	34SP1024C	1.85	1.50	16	64	1.2
3	33SP1030C	34SP1030C	1.95	1.69	16	32	1.7
3-1/2	33SP1034C	34SP1034C	2.10	1.84	-	16	2.5
4	33SP1040C	34SP1040C	2.30	2.16	8	16	3.0
5	33SP1050C	34SP1050C	2.50	2.50	5	10	5.0
6	33SP1060C	34SP1060C	2.80	2.62	-	10	7.3

Fig. 33BP1 & 34BP1 – Bar Plug

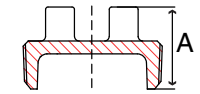

Size in	Part Number Black	Part Number Galvanized	A in	Packing Inner	Packing Master	Weight lb
4	33BP1040C	34BP1040C	2.30	8	16	3.5
5	33BP1050C	34BP1050C	2.45	-	10	5.2
6	33BP1060C	34BP1060C	2.70	-	10	8.3
8	33BP1080C	34BP1080C	3.00	-	4	20.7

Fig. 33LN1 & 34LN1 – Lock Nut*

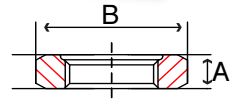

Size in	Part Number Black	Part Number Galvanized	A in	B in	Packing Inner	Packing Master	Weight lb
1/8	33LN1001C	34LN1001C	0.30	0.71	250	4000	0.03
1/4	33LN1002C	34LN1002C	0.34	0.90	125	2000	0.03
3/8	33LN1003C	34LN1003C	0.30	1.05	125	1500	0.04
1/2	33LN1004C	34LN1004C	0.38	1.27	100	800	0.07
3/4	33LN1006C	34LN1006C	0.40	1.50	60	480	0.1
1	33LN1010C	34LN1010C	0.50	1.88	40	320	0.1
1-1/4	33LN1012C	34LN1012C	0.50	2.15	30	240	0.2
1-1/2	33LN1014C	34LN1014C	0.53	2.56	45	180	0.3
2	33LN1020C	34LN1020C	0.57	3.10	25	100	0.5
2-1/2	33LN1024C	34LN1024C	0.72	4.00	14	56	0.7
3	33LN1030C	34LN1030C	0.80	4.60	20	40	1.2
4	33LN1040C	34LN1040C	0.90	5.80	7	14	2.9

*NPSL Threads

Fig. 33WN1 & 34WN1 – Waste Nut

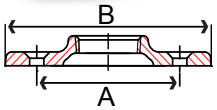

Size in	Part Number Black	Part Number Galvanized	A in	B in	Packing Inner	Packing Master	Weight lb
1/2	33WN1004C	34WN1004C	2.00	3.15	25	200	0.4
3/4	33WN1006C	34WN1006C	2.50	3.87	20	160	0.5