SCHEDULE 80 PVC

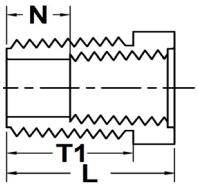

Reducer Bushing (Flush Style)

Part No	Size (in)	L	N	T1
845-249	2 x 1	1 1/2	15/32	1 1/16

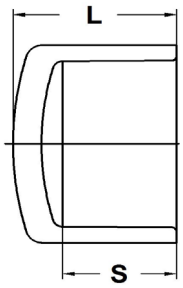

Cap

Part No	Size (in)	L	S
847-002	¼	31/32	5/8
847-003	⅜	1	3/4
847-005	½	1 7/32	15/16
847-007	¾	1 3/8	1
847-010	1	1 5/8	1 1/8
847-012	1¼	1 13/16	1 9/32
847-015	1½	2	1 13/32
847-020	2	2 3/32	1 1/2
847-025	2½	2 11/16	1 7/8
847-030	3	2 31/32	1 31/32
847-040	4	3 1/8	2 1/2
847-060	6	4 15/16	3 1/16
847-080	8	6 9/16	4 3/8
847-100	10	8 1/2	5 1/32
847-120	12	10 7/32	6

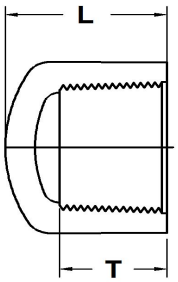

Cap

Part No	Size (in)	L	T
848-002	¼	15/16	5/8
848-003	⅜	31/32	17/32
848-005	½	1 3/16	13/16
848-007	¾	1 3/8	1
848-010	1	1 19/32	1 3/16
848-012	1¼	1 3/4	2 7/32
848-015	1½	2	1 3/8
848-020	2	2 1/16	1 1/2
848-025	2½	2 11/16	1 13/16
848-030	3	2 31/32	1 15/16
848-040	4	2 1/2	1 11/16