Catalog Numbers, Features and Ratings

- 1 PHASE, 3 WIRE, 120/240V ~
- MAIN BREAKER: 200A, 22K AIC MAIN BREAKER FACTORY INSTALLED
  MAIN LUG: 100K AIC MAX. RATED
  (SEE WIRING DIAGRAM FOR DETAILS)
- CONVERTIBLE MAIN LUG/MAIN BREAKER
- INVERTIBLE
- TYPE N1 INDOOR ENCLOSURE
- ANSI 61 GRAY POWDER COATED ENCLOSURE (SEE CHART FOR TRIM/DOOR COLOR)
- DESIGNED FOR USE WITH PLUG-ON NEUTRAL BREAKERS

Catalog Number	ENCLOSURE DIMS (Inside) L	W	D	Amps Max	Number Spaces	Number Circuits	Bus Bar Material	Bus Bar Plating	Trim Color
PN4060B1200C	36.00	14.25	3.88	200	40	60	Copper	Tin Plated	Gray
PN4060B1200CW	36.00	14.25	3.88	200	40	60	Copper	Tin Plated	White
PN4060L1200C	36.00	14.25	3.88	200	40	60	Copper	Tin Plated	Gray
PN4060L1200CW	36.00	14.25	3.88	200	40	60	Copper	Tin Plated	White

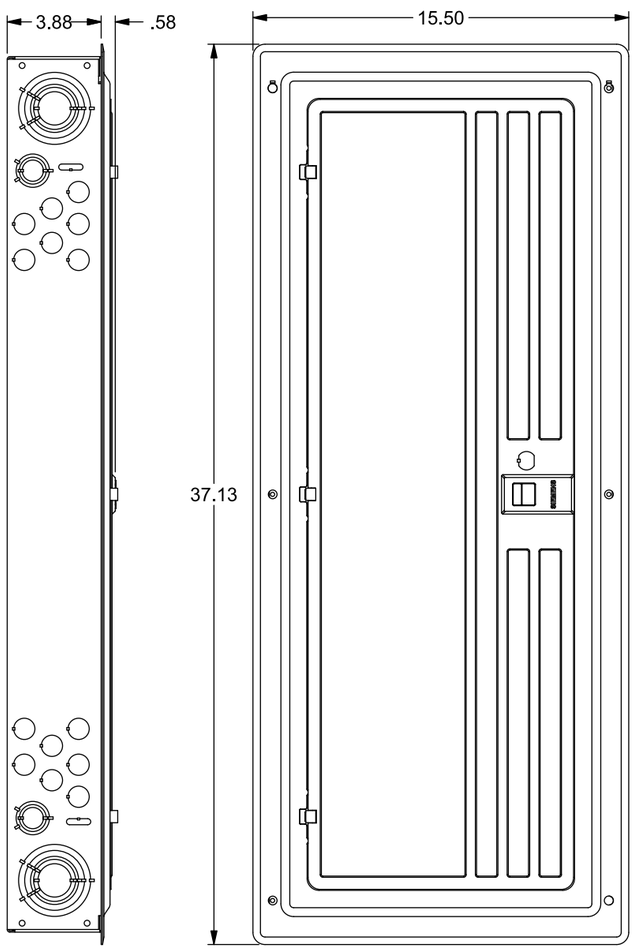

PN4060B1200C, PN4060B1200CW

Main Breaker Load Center

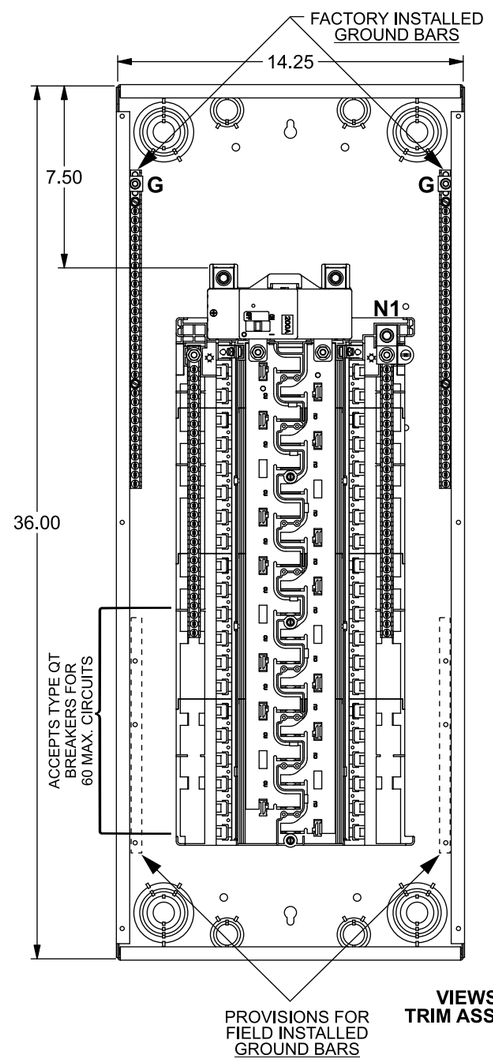

PN4060L1200C, PN4060L1200CW

Main Lug Load Center
Same as Main Breaker except as shown

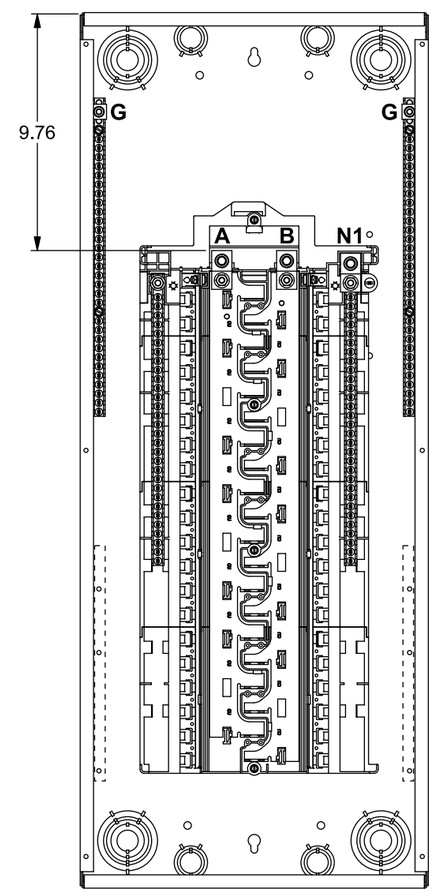

VIEWS SHOWN WITH TRIM ASSEMBLY REMOVED

Trim/Door Detail

Main Breaker Shown

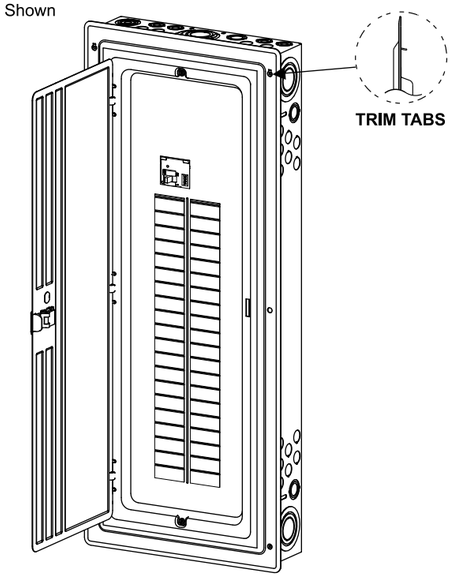

KO Diagram

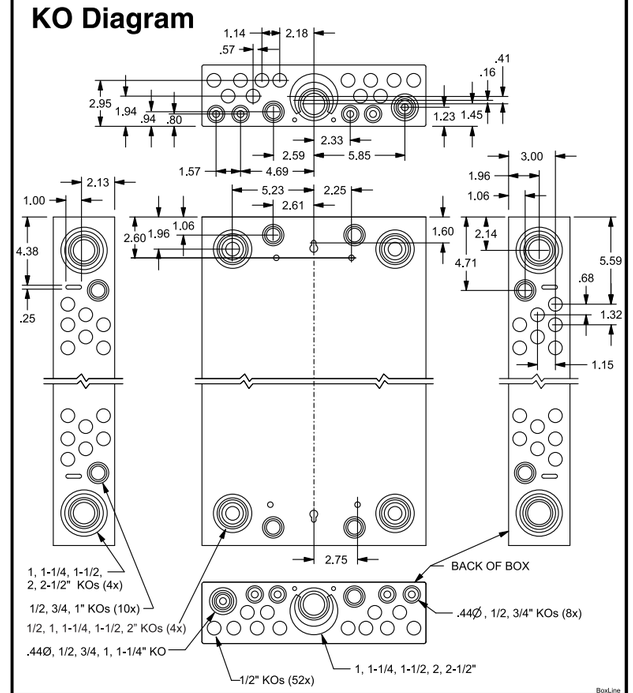

TERMINAL WIRE SIZES AND TORQUES

USE COPPER OR ALUMINUM 60°/75°C WIRE

SEE BREAKER MARKINGS FOR WIRE SIZE AND TORQUE REQUIREMENTS

TERMINALS		WIRE	TORQUE
A, B, N1		300 kcmil - 4 AWG	250 LB-INS
G		2/0 - 4 AWG	110 LB-INS
MAIN BREAKER - LINE		4/0 AWG CU; 300 kcmil AL Max.	See Breaker
NEUTRAL/GROUND BARS (USE TYPE EC2GB or EC3GB GND BAR KIT ACCESSORY)		10-14 CU/10-12 AL 8 AWG 6-4 AWG	20 LB-INS 25 LB-INS 35 LB-INS
GROUND CONDUCTORS ONLY		(2)or(3) 14 AWG (2) 12-10 AWG	20 LB-INS 20 LB-INS
N2	ECLK2N NEUTRAL LUG	2/0 - 4 AWG	110 LB-INS
	ECLK3N NEUTRAL LUG	300 kcmil - 4 AWG	250 LB-INS
ECLK1-2 NEUTRAL LUG KIT		2/0 - 4 AWG	45 LB-INS
ECLK2 NEUTRAL LUG KIT		2/0 - 4 AWG	135 LB-INS
ECLK3 NEUTRAL LUG KIT		300 kcmil - 1 AWG	340 LB-INS
MAIN LUG/MAIN BRKR TO BUS CONNECTION (1/4-20 NUT)			45 LB-INS
BONDING SCREW			45 LB-INS

ACCESSORIES

REFER TO WIRING DIAGRAM FOR CORRECT ACCESSORY USAGE

MAIN LUG / MAIN BREAKER KITS	
DESCRIPTION	CAT. NO.
150 AMP MAIN BREAKER	MBK150A
200 AMP MAIN BREAKER	MBK200A
150-225 AMP MAIN LUG	ECMLK225

ACCESSORIES	
DESCRIPTION	CAT. NO.
DOOR LOCK	ECQFL2
FILLER PLATE, 1"	QF3
QP HOLD-DOWN/BARRIER	ECMBR2
QNR LINE TERMINAL BARRIER	ECLTB3
SUBFEED LUG KIT	ECLK2125 ECLK2225
STANDBY PWR INTERLOCK KITS: ECSBPK01, ECSBPK02, ECSBPK05, ECSBPK07, ECSBPK10	
SURF. MOUNT SPACER KIT	ECSMK1
ARC FLASH LABEL	ECAFL

GROUND BAR KITS	
DESCRIPTION	CAT. NO.
TYPE EC2GB KIT, 12 SCREWS	EC2GB12
TYPE EC2GB KIT, 12 SCREWS, 2/0 LUG	EC2GB122
TYPE EC2GB KIT, 15 SCREWS	EC2GB15
TYPE EC2GB KIT, 15 SCREWS, 2/0 LUG	EC2GB152
TYPE EC3GB KIT, 21 SCREWS	EC3GB21
TYPE EC3GB KIT, 21 SCREWS, 2/0 LUG	EC3GB212
TYPE EC3GB KIT, 27 SCREWS	EC3GB27
TYPE EC3GB KIT, 27 SCREWS, 2/0 LUG	EC3GB272
TYPE EC3GB KIT, 30 SCREWS	EC3GB30
TYPE EC3GB KIT, 30 SCREWS, 2/0 LUG	EC3GB302
TYPE EC3GB KIT, 35 SCREWS, 2/0 LUG	EC3GB352

© 2020 Copyright Siemens Industry, Inc.

SIEMENS
Siemens Industry, Inc.

Load Center

Description: **PN Series, 1 Phase, Indoor, CU, 200A, 40 Pos, 60 Ckt, Main Breaker/Lug**

KAM 4/29/20 | DO NOT SCALE DRAWING | Dwg No: **PN4060B-L1200C-W**