ASC Engineered Solutions

# Class 150 (Standard)
# **Fig. 3383** Hex Bushing

c UL us LISTED  FM APPROVED

For Listings/Approval Details and Limitations, visit our website at www.asc-es.com or contact an ASC Engineered Solutions™ Sales Representative.

## Figure 3383 Hex Bushing

| Nominal Size | | Dimensions | | | Approx. Wt. Each | Hex |
|---|---|---|---|---|---|---|
| Male (M) | Female (F) | A | B | C | | |
| In. (mm) | In. (mm) | In. (mm) | In. (mm) | In. (mm) | Lbs. (kg) | - |
| ¾ 20 | ½ 15 | 0.63 16.00 | 0.22 5.59 | 1.15 29.21 | 0.11 0.05 | Outside |
| 1 25 | ⅛ 6 | 0.75 19.05 | 0.30 7.62 | 1.12 28.45 | 0.18 0.08 | Inside |
| | ¼ 8 | 0.75 19.05 | 0.30 7.62 | 1.12 28.45 | 0.21 0.10 | Inside |
| | ⅜ 10 | 0.75 19.05 | 0.30 7.62 | 1.12 28.45 | 0.20 0.09 | Inside |
| | ½ 15 | 0.75 19.05 | 0.25 6.35 | 1.42 36.07 | 0.22 0.10 | Outside |
| | ¾ 20 | 0.75 19.05 | 0.25 6.35 | 1.42 36.07 | 0.18 0.08 | Outside |
| 1¼ 32 | ¼ 8 | 0.80 20.32 | 0.34 8.64 | 1.12 28.45 | 0.30 0.14 | Inside |
| | ⅜ 10 | 0.80 20.32 | 0.34 8.64 | 1.12 28.45 | 0.28 0.13 | Inside |
| | ½ 15 | 0.80 20.32 | 0.34 8.64 | 1.34 34.04 | 0.32 0.15 | Inside |
| | ¾ 20 | 0.80 20.32 | 0.28 7.11 | 1.76 44.70 | 0.37 0.17 | Outside |
| | 1 25 | 0.80 20.32 | 0.28 7.11 | 1.76 44.70 | 0.30 0.14 | Outside |
| 1½ 40 | ¼ 8 | 0.83 21.08 | 0.37 9.40 | 1.12 28.45 | 0.38 0.17 | Inside |
| | ⅜ 10 | 0.83 21.08 | 0.37 9.40 | 1.12 28.45 | 0.38 0.17 | Inside |
| | ½ 15 | 0.83 21.08 | 0.37 9.40 | 1.34 34.04 | 0.40 0.18 | Inside |

## Material Specifications

**Dimensions:**
Fittings: ASME B16.3
Unions: ASME B16.39
Bushings/Plugs: ASME B16.14

**Material:** ASTM A-197

**Finish:** Black or Hot Dip Galvanized per ASTM A153 Class A

**Threads*:** NPT per ASME B1.20.1

**Pressure Ratings:**
Fittings: ASME B16.3
Unions: ASME B16.39
Bushings/Plugs: ASME B16.14

**Pressure Testing:** All malleable iron fittings are tested for through wall porosity using an air under water process.

**Agency Approvals:** All malleable iron fittings and unions are UL/ULC Listed and FM Approved.

*British Standard threading per BS 21 available upon request.

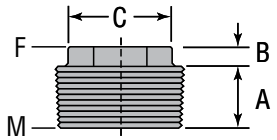

Inside Head

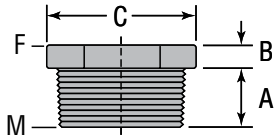

Outside Head

SCI An ASC Engineered Solution

| PROJECT INFORMATION | APPROVAL STAMP |
|---|---|
| Project: | ☐ Approved |
| Address: | ☐ Approved as noted |
| Contractor: | ☐ Not approved |
| Engineer: | Remarks: |
| Submittal Date: | |
| Notes 1: | |
| Notes 2: | |

ASC Engineered Solutions

## Class 150 (Standard)
## **Fig. 3383** Hex Bushing

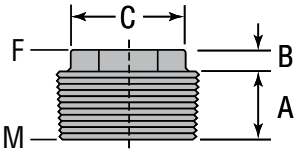

Inside Head

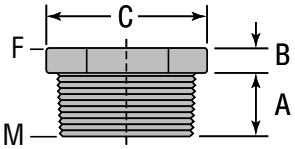

Outside Head

### Figure 3383 Hex Bushing

| Nominal Size | | Dimensions | | | Approx. Wt. Each | Hex |
|---|---|---|---|---|---|---|
| Male (M) | Female (F) | A | B | C | | |
| In. (mm) | In. (mm) | In. (mm) | In. (mm) | In. (mm) | Lbs. (kg) | - |
| 1½ 40 | ¾ 20 | 0.83 21.08 | 0.37 9.40 | 1.63 41.40 | 0.45 0.20 | Inside |
| | 1 25 | 0.83 21.08 | 0.31 7.87 | 2.00 50.80 | 0.46 0.21 | Outside |
| | 1¼ 32 | 0.83 21.08 | 0.31 7.87 | 2.00 50.80 | 0.31 0.14 | Outside |
| 2 50 | ¼ 8 | 0.88 22.35 | 0.41 10.41 | 1.12 28.45 | 0.54 0.24 | Inside |
| | ½ 15 | 0.88 22.35 | 0.41 10.41 | 1.34 34.04 | 0.56 0.25 | Inside |
| | ¾ 20 | 0.88 22.35 | 0.41 10.41 | 1.63 41.40 | 0.61 0.28 | Inside |
| | 1 25 | 0.88 22.35 | 0.41 10.41 | 1.95 49.53 | 0.65 0.29 | Inside |
| | 1¼ 32 | 0.88 22.35 | 0.34 8.64 | 2.48 62.99 | 0.80 0.36 | Outside |
| | 1½ 40 | 0.88 22.35 | 0.34 8.64 | 2.48 62.99 | 0.66 0.30 | Outside |
| 2½ 64 | ¾ 20 | 1.07 27.18 | 0.44 11.18 | 1.63 41.40 | 0.98 0.44 | Inside |
| | 1 25 | 1.07 27.18 | 0.44 11.18 | 1.95 49.53 | 1.04 0.47 | Inside |
| | 1¼ 32 | 1.07 27.18 | 0.44 11.18 | 2.39 60.71 | 1.10 0.50 | Inside |
| | 1½ 40 | 1.07 27.18 | 0.44 11.18 | 2.68 68.07 | 1.38 0.63 | Outside |
| | 2 50 | 1.07 27.18 | 0.37 9.40 | 2.98 75.69 | 0.97 0.44 | Outside |

### Figure 3383 Hex Bushing

| Nominal Size | | Dimensions | | | Approx. Wt. Each | Hex |
|---|---|---|---|---|---|---|
| Male (M) | Female (F) | A | B | C | | |
| In. (mm) | In. (mm) | In. (mm) | In. (mm) | In. (mm) | Lbs. (kg) | - |
| 3 80 | 1 25 | 1.13 28.70 | 0.48 12.19 | 1.95 49.53 | 1.48 0.67 | Inside |
| | 1¼ 32 | 1.13 28.70 | 0.48 12.19 | 2.39 60.71 | 1.57 0.71 | Inside |
| | 1½ 40 | 1.13 28.70 | 0.48 12.19 | 2.68 68.07 | 1.62 0.73 | Inside |
| | 2 50 | 1.13 28.70 | 0.48 12.19 | 3.28 83.31 | 2.10 0.95 | Outside |
| | 2½ 65 | 1.13 28.70 | 0.40 10.16 | 3.86 98.04 | 1.84 0.83 | Outside |
| 3½ 90 | 3 80 | 1.18 29.97 | 0.43 10.92 | 4.62 117.35 | 2.10 0.95 | Outside |
| 4 100 | ¾ 20 | 1.22 30.99 | 0.67 17.02 | 1.63 41.40 | 2.48 1.12 | Inside |
| | 1 25 | 1.22 30.99 | 0.60 15.24 | 1.95 49.53 | 2.60 1.18 | Inside |
| | 1¼ 32 | 1.22 30.99 | 0.60 15.24 | 2.39 60.71 | 2.74 1.24 | Inside |
| | 1½ 40 | 1.22 30.99 | 0.60 15.24 | 2.68 68.07 | 2.81 1.27 | Inside |
| | 2 50 | 1.22 30.99 | 0.60 15.24 | 3.28 83.31 | 2.91 1.32 | Inside |
| | 2½ 65 | 1.22 30.99 | 0.60 15.24 | 3.86 98.04 | 2.98 1.35 | Inside |
| | 3 80 | 1.22 30.999 | 0.50 12.70 | 4.62 117.35 | 2.93 1.33 | Outside |

SCI An ASC Engineered Solution