Building connections that last™

ASC™ Engineered Solutions

SCI®
Malleable Iron Threaded Fittings

SCI® An ASC Engineered Solution

Malleable Iron Threaded Fittings

Class 150 and Class 300 Specifications

- SCI® branded Class 150 fittings are UL Listed and FM Approved at 300 psi
- SCI® branded Class 300 fittings are UL Listed
- Hot-dipped galvanized fittings are certified to; NSF/ANSI 372 and California AB1953 Lead Free
- Canadian Registration Numbers available at www.smithcooper.com
- Malleable castings conform to ASTM A197
- Hot-dipped galvanized fittings conform to ASTM A153
- Malleable fitting dimensions conform to ASME B16.3
- Malleable bushings, plugs and locknuts conform to ASME B16.14
- Malleable unions conform to ASME B16.39
- NPT threads on all fittings conform to ASME B1.20.1
- Independent lab verification that fittings meet applicable chemical & mechanical properties
- Manufacturing facilities are ISO 9001:2008 and ISO 14001
- SCI® branded fittings are 100% air tested
- ProPak™ Packaging

c UL us LISTED

FM APPROVED

Fig. 33T 1 & 34T 1 – Tee

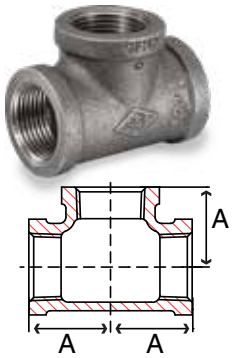

Size	Part Number		A	Packing		Weight
in	Black	Galvanized	in	Inner	Master	lb
1/8	33T 1001C	34T 1001C	0.69	80	640	0.1
1/4	33T 1002C	34T 1002C	0.81	45	360	0.1
3/8	33T 1003C	34T 1003C	0.95	25	200	0.2
1/2	33T 1004C	34T 1004C	1.12	35	140	0.3
3/4	33T 1006C	34T 1006C	1.31	20	80	0.5
1	33T 1010C	34T 1010C	1.50	25	50	0.8
1-1/4	33T 1012C	34T 1012C	1.75	14	28	1.2
1-1/2	33T 1014C	34T 1014C	1.94	12	24	1.6
2	33T 1020C	34T 1020C	2.25	-	15	2.5
2-1/2	33T 1024C	34T 1024C	2.70	-	10	4.2
3	33T 1030C	34T 1030C	3.08	-	6	6.1
3-1/2	33T 1034C	34T 1034C	3.42	-	2	9.4
4	33T 1040C	34T 1040C	3.79	-	2	9.7
5	33T 1050C	34T 1050C	4.50	-	2	15.4
6	33T 1060C	34T 1060C	5.13	-	1	26.4
8	33T 1080C	34T 1080C	6.50	-	1	50.7

Fig. 33BT1 & 34BT1 – Bull Head Tee

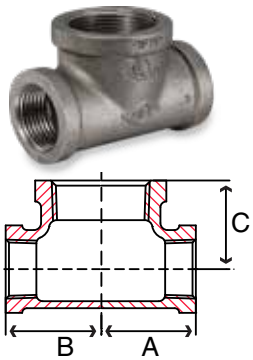

Size	Part Number		A	B	C	Packing		Weight
in	Black	Galvanized	in	in	in	Inner	Master	lb
1/4 x 3/8	33BT1002003C	34BT1002003C	0.90	0.90	0.88	20	240	0.3
1/2 x 3/4	33BT1004006C	34BT1004006C	1.22	1.22	1.20	25	100	0.3
1/2 x 1	33BT1004010C	34BT1004010C	1.36	1.36	1.26	40	80	0.5
3/4 x 1	33BT1006010C	34BT1006010C	1.45	1.45	1.37	15	60	0.5
3/4 x 1-1/4	33BT1006012C	34BT1006012C	1.62	1.62	1.45	20	40	0.7
1 x 1-1/4	33BT1010012C	34BT1010012C	1.67	1.67	1.58	8	32	0.9
1 x 1-1/2	33BT1010014C	34BT1010014C	1.80	1.80	1.65	15	30	1.1
1 x 2	33BT1010020C	34BT1010020C	2.02	2.02	1.73	12	24	1.2
1-1/4 x 1-1/2	33BT1012014C	34BT1012014C	1.88	1.88	1.82	10	20	1.3
1-1/4 x 2	33BT1012020C	34BT1012020C	2.10	2.10	1.90	8	16	1.8
1-1/2 x 2	33BT1014020C	34BT1014020C	2.16	2.16	2.02	8	16	1.7
2 x 2-1/2	33BT1020024C	34BT1020024C	2.60	2.60	2.39	6	12	3.0
2 x 3	33BT1020030C	34BT1020030C	2.88	2.88	2.55	-	6	4.0
2-1/2 x 3	33BT1024030C	34BT1024030C	3.00	3.00	2.83	-	6	5.8
3 x 4	33BT1030040C	34BT1030040C	3.60	3.60	3.30	-	2	8.6

Fig. 33ST1 & 34ST1 – Service Tee

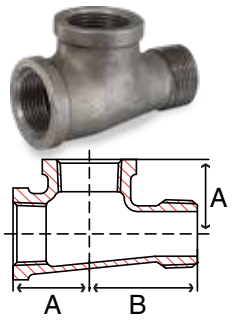

Size	Part Number		A	B	Packing		Weight
in	Black	Galvanized	in	in	Inner	Master	lb
1/2	33ST1004C	34ST1004C	1.12	1.63	40	160	0.3
3/4	33ST1006C	34ST1006C	1.31	1.89	25	100	0.5
1	33ST1010C	34ST1010C	1.50	2.14	30	60	0.8
1-1/4	33ST1012C	34ST1012C	1.75	2.45	15	30	1.2
1-1/2	33ST1014C	34ST1014C	1.94	2.69	10	20	1.7
2	33ST1020C	34ST1020C	2.25	3.26	6	12	2.0

All male threads come with plastic protective caps

Fig. 33OT1 & 34OT1 – Side Outlet Tee

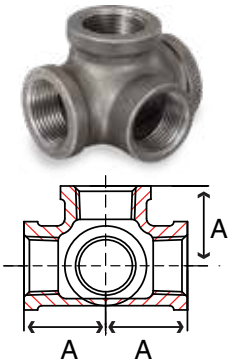

Size	Part Number		A	Packing		Weight
in	Black	Galvanized	in	Inner	Master	lb
1/2	33OT1004C	34OT1004C	1.12	20	80	0.2
3/4	33OT1006C	34OT1006C	1.31	15	60	0.6
1	33OT1010C	34OT1010C	1.50	20	40	0.9
1-1/4	33OT1012C	34OT1012C	1.75	12	24	1.1
1-1/2	33OT1014C	34OT1014C	1.94	8	16	1.4
2	33OT1020C	34OT1020C	2.25	-	10	2.7