Ball Valves
- Stainless Steel
- Forged Steel
- Brass
- Ductile Iron
- PVC

Gate Valves
- Stainless Steel
- Forged Steel
- Brass
- Cast Steel
- Ductile Iron

Globe Valves
- Stainless Steel
- Forged Steel
- Brass
- Cast Steel

SCI ProPak™ System

Check Valves
- Stainless Steel
- Forged Steel
- Brass
- Cast Steel
- PVC

Butterfly Valves
- Stainless Sanitary
- Ductile Iron
- Cast Iron

Straight Stops
- Brass
- PVC

Hose Bibbs / Sillcocks
- Brass
- PVC

Boiler Drains
- Brass
- PVC

Canadian Registration Numbers available at www.smithcooper.com

Malleable Iron Threaded Fittings

Class 150 and Class 300 Specifications

- SCI® branded Class 150 fittings are UL Listed and FM Approved at 300 psi
- SCI® branded Class 300 fittings are UL Listed
- Hot-dipped galvanized fittings are certified to; NSF/ANSI 372 and California AB1953 Lead Free
- Canadian Registration Numbers available at www.smithcooper.com
- Malleable castings conform to ASTM A197
- Hot-dipped galvanized fittings conform to ASTM A153
- Malleable fitting dimensions conform to ASME B16.3
- Malleable bushings, plugs and locknuts conform to ASME B16.14
- Malleable unions conform to ASME B16.39
- NPT threads on all fittings conform to ASME B1.20.1
- Independent lab verification that fittings meet applicable chemical & mechanical properties
- Manufacturing facilities are ISO 9001:2008 and ISO 14001
- SCI® branded fittings are 100% air tested
- ProPak™ Packaging

Fig. 33X 1 & 34X 1 – Cross

Size	Part Number		A	Packing		Weight
in	Black	Galvanized	in	Inner	Master	lb
1/8	33X 1001C	34X 1001C	0.69	20	320	0.2
1/4	33X 1002C	34X 1002C	0.81	40	320	0.2
3/8	33X 1003C	34X 1003C	0.95	40	160	0.3
1/2	33X 1004C	34X 1004C	1.12	30	120	0.3
3/4	33X 1006C	34X 1006C	1.31	20	80	0.6
1	33X 1010C	34X 1010C	1.50	20	40	1.1
1-1/4	33X 1012C	34X 1012C	1.75	-	20	1.4
1-1/2	33X 1014C	34X 1014C	1.94	-	18	1.9
2	33X 1020C	34X 1020C	2.25	-	10	2.8
2-1/2	33X 1024C	34X 1024C	2.70	-	6	5.0
3	33X 1030C	34X 1030C	3.08	-	4	7.3
4	33X 1040C	34X 1040C	3.79	-	2	12.6

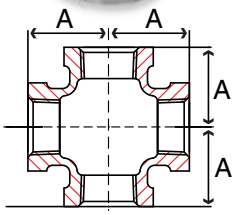

Fig. 33C 1 & 34C 1 – Cap

Size	Part Number		A	Packing		Weight
in	Black	Galvanized	in	Inner	Master	lb
1/8	33C 1001C	34C 1001C	0.53	120	1920	0.05
1/4	33C 1002C	34C 1002C	0.63	80	1280	0.05
3/8	33C 1003C	34C 1003C	0.74	60	720	0.1
1/2	33C 1004C	34C 1004C	0.87	75	600	0.1
3/4	33C 1006C	34C 1006C	0.97	40	320	0.2
1	33C 1010C	34C 1010C	1.16	25	200	0.3
1-1/4	33C 1012C	34C 1012C	1.28	25	100	0.5
1-1/2	33C 1014C	34C 1014C	1.33	25	100	0.6
2	33C 1020C	34C 1020C	1.45	15	60	1.1
2-1/2	33C 1024C	34C 1024C	1.70	20	40	1.6
3	33C 1030C	34C 1030C	1.80	12	24	2.2
3-1/2	33C 1034C	34C 1034C	1.90	6	12	3.5
4	33C 1040C	34C 1040C	2.08	-	12	3.9
5	33C 1050C	34C 1050C	2.32	-	10	5.6
6	33C 1060C	34C 1060C	2.55	-	5	8.8
8	33C 1080C	34C 1080C	3.20	-	4	17.0

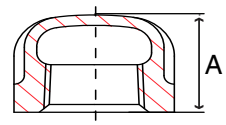

Fig. 33EP1 & 34EP1 – Extension Piece

Size	Part Number		A	Packing		Weight
in	Black	Galvanized	in	Inner	Master	lb
1/2	33EP1004C	34EP1004C	1.72	50	400	0.2
3/4	33EP1006C	34EP1006C	1.82	40	160	0.2
1	33EP1010C	34EP1010C	2.20	30	120	0.3
1-1/4	33EP1012C	34EP1012C	2.60	30	60	0.6
1-1/2	33EP1014C	34EP1014C	2.65	20	40	0.8
2	33EP1020C	34EP1020C	2.85	15	30	0.9

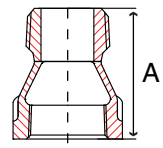

Fig. 33LT1 & 34LT1 – Lateral
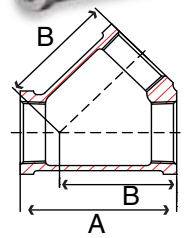
Size	Part Number		A	B	Packing		Weight
in	Black	Galvanized	in	in	Inner	Master	lb
1/2	33LT1004C	34LT1004C	2.32	1.71	30	120	0.3
3/4	33LT1006C	34LT1006C	2.77	2.05	40	80	0.6
1	33LT1010C	34LT1010C	3.28	2.43	20	40	0.9
1-1/4	33LT1012C	34LT1012C	3.94	2.92	12	24	1.4
1-1/2	33LT1014C	34LT1014C	4.38	3.28	10	20	2.0
2	33LT1020C	34LT1020C	5.17	3.93	5	10	3.1
2-1/2	33LT1024C	34LT1024C	6.25	4.73	-	4	8.2
3	33LT1030C	34LT1030C	7.26	5.55	-	2	16.1
4	33LT1040C	34LT1040C	8.98	6.97	-	2	20.0