Building connections that last™

ASC™ Engineered Solutions

SCI®
Malleable Iron Threaded Fittings

SCI® An ASC Engineered Solution

Malleable Iron Threaded Fittings

Class 150 and Class 300 Specifications

- SCI® branded Class 150 fittings are UL Listed and FM Approved at 300 psi
- SCI® branded Class 300 fittings are UL Listed
- Hot-dipped galvanized fittings are certified to; NSF/ANSI 372 and California AB1953 Lead Free
- Canadian Registration Numbers available at www.smithcooper.com
- Malleable castings conform to ASTM A197
- Hot-dipped galvanized fittings conform to ASTM A153
- Malleable fitting dimensions conform to ASME B16.3
- Malleable bushings, plugs and locknuts conform to ASME B16.14
- Malleable unions conform to ASME B16.39
- NPT threads on all fittings conform to ASME B1.20.1
- Independent lab verification that fittings meet applicable chemical & mechanical properties
- Manufacturing facilities are ISO 9001:2008 and ISO 14001
- SCI® branded fittings are 100% air tested
- ProPak™ Packaging

Fig. 33U 1 & 34U 1 – Union with Brass Seat

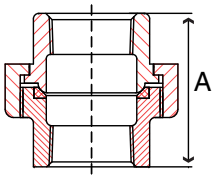

Size	Part Number		A	Packing		Weight
in	Black	Galvanized	in	Inner	Master	lb
1/8	33U 1001C	34U 1001C	1.32	30	480	0.1
1/4	33U 1002C	34U 1002C	1.44	20	240	0.2
3/8	33U 1003C	34U 1003C	1.61	20	160	0.3
1/2	33U 1004C	34U 1004C	1.72	40	160	0.4
3/4	33U 1006C	34U 1006C	2.02	40	80	0.5
1	33U 1010C	34U 1010C	2.19	30	60	0.9
1-1/4	33U 1012C	34U 1012C	2.26	20	40	1.3
1-1/2	33U 1014C	34U 1014C	2.47	15	30	2.2
2	33U 1020C	34U 1020C	2.75	10	20	3.3
2-1/2	33U 1024C	34U 1024C	3.25	-	10	4.8
3	33U 1030C	34U 1030C	3.54	-	7	6.8
4	33U 1040C	34U 1040C	3.85	-	4	12.2

Fig. 33FF1 & 34FF1 – Floor Flange

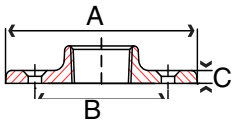

Size	Part Number		A	B	C	Packing		Weight
in	Black	Galvanized	in	in	in	Inner	Master	lb
1/4	33FF1002C	34FF1002C	2.83	2.00	0.31	50	200	0.2
3/8	33FF1003C	34FF1003C	2.75	1.90	0.26	50	200	0.2
1/2	33FF1004C	34FF1004C	3.00	2.10	0.36	50	200	0.3
3/4	33FF1006C	34FF1006C	3.40	2.40	0.26	30	120	0.4
1	33FF1010C	34FF1010C	3.80	2.80	0.26	20	80	0.5
1-1/4	33FF1012C	34FF1012C	4.20	3.20	0.28	15	60	0.9
1-1/2	33FF1014C	34FF1014C	4.60	3.45	0.30	12	48	1.3
2	33FF1020C	34FF1020C	5.20	4.00	0.30	8	32	2.2
2-1/2	33FF1024C	34FF1024C	6.75	5.00	0.37	6	12	3.3
3	33FF1030C	34FF1030C	7.88	6.00	0.45	5	10	4.8
4	33FF1040C	34FF1040C	9.50	7.00	0.45	-	10	6.8

Fig. 33CP1 & 34CP1 – Banded Coupling

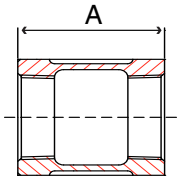

Size	Part Number		A	Packing		Weight
in	Black	Galvanized	in	Inner	Master	lb
1/8	33CP1001C	34CP1001C	0.96	70	1120	0.05
1/4	33CP1002C	34CP1002C	1.06	40	640	0.1
3/8	33CP1003C	34CP1003C	1.16	40	480	0.1
1/2	33CP1004C	34CP1004C	1.34	40	320	0.2
3/4	33CP1006C	34CP1006C	1.52	50	200	0.3
1	33CP1010C	34CP1010C	1.67	25	100	0.4
1-1/4	33CP1012C	34CP1012C	1.93	20	80	0.6
1-1/2	33CP1014C	34CP1014C	2.15	12	48	0.8
2	33CP1020C	34CP1020C	2.53	12	24	1.3
2-1/2	33CP1024C	34CP1024C	2.88	8	16	2.2
3	33CP1030C	34CP1030C	3.18	8	16	2.8
3-1/2	33CP1034C	34CP1034C	3.50	-	8	3.5
4	33CP1040C	34CP1040C	3.69	-	6	4.6
5	33CP1050C	34CP1050C	3.75	-	3	8.4
6	33CP1060C	34CP1060C	4.75	-	3	11.0

Fig. 33RL1 & 34RL1 – Right and Left Coupling

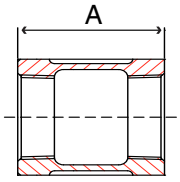

Size	Part Number		A	Packing		Weight
in	Black	Galvanized	in	Inner	Master	lb
1/2	33RL1004C	34RL1004C	1.34	40	320	0.2
3/4	33RL1006C	34RL1006C	1.52	50	200	0.3
1	33RL1010C	34RL1010C	1.67	25	100	0.4
1-1/4	33RL1012C	34RL1012C	1.93	20	80	0.6
1-1/2	33RL1014C	34RL1014C	2.15	12	48	0.8
2	33RL1020C	34RL1020C	2.53	12	24	1.3