Malleable Iron Threaded Fittings

Class 150 and Class 300 Specifications

- SCI® branded Class 150 fittings are UL Listed and FM Approved at 300 psi
- SCI® branded Class 300 fittings are UL Listed
- Hot-dipped galvanized fittings are certified to; NSF/ANSI 372 and California AB1953 Lead Free
- Canadian Registration Numbers available at www.smithcooper.com
- Malleable castings conform to ASTM A197
- Hot-dipped galvanized fittings conform to ASTM A153
- Malleable fitting dimensions conform to ASME B16.3
- Malleable bushings, plugs and locknuts conform to ASME B16.14
- Malleable unions conform to ASME B16.39
- NPT threads on all fittings conform to ASME B1.20.1
- Independent lab verification that fittings meet applicable chemical & mechanical properties
- Manufacturing facilities are ISO 9001:2008 and ISO 14001
- SCI® branded fittings are 100% air tested
- ProPak™ Packaging

Fig. 33SE1 & 34SE1 – 90° Street Elbow & Fig. 33RS1 & 34RS1 – Reducing 90° Street Elbow

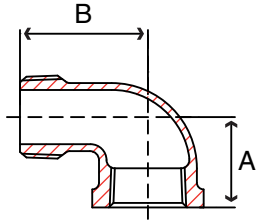

Size	Part Number		A	B	Packing		Weight
in	Black	Galvanized	in	in	Inner	Master	lb
1/8	33SE1001C	34SE1001C	0.69	1.00	60	960	0.05
1/4	33SE1002C	34SE1002C	0.81	1.19	35	560	0.1
3/8	33SE1003C	34SE1003C	0.95	1.44	40	320	0.2
1/2	33SE1004C	34SE1004C	1.12	1.61	120	240	0.2
3/4	33SE1006C	34SE1006C	1.30	1.89	70	140	0.3
1	33SE1010C	34SE1010C	1.50	2.13	40	80	0.6
1-1/4	33SE1012C	34SE1012C	1.75	2.44	25	50	0.8
1-1/2	33SE1014C	34SE1014C	1.94	2.67	8	32	1.2
2	33SE1020C	34SE1020C	2.25	3.27	8	16	2.0
2-1/2	33SE1024C	34SE1024C	2.70	3.86	-	10	3.6
3	33SE1030C	34SE1030C	3.08	4.51	-	7	4.2
4	33SE1040C	34SE1040C	3.79	5.69	-	3	9.1
6	33SE1060C	34SE1060C	5.13	8.03	-	1	23.1
Reducing 90º Street Elbow							
3/4 x 1/2	33RS1006004C	34RS1006004C	1.20	1.70	35	140	0.28
1 x 3/4	33RS1010006C	34RS1010006C	1.37	1.89	50	100	0.48
1-1/4 x 1	33RS1014010C	34RS1014010C	1.58	2.38	25	50	0.75

All male threads come with plastic protective caps

Fig. 33OE1 & 34OE1 – 90° Side Outlet Elbow

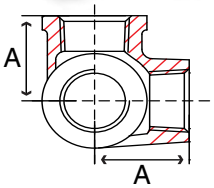

Size	Part Number		A	Packing		Weight
in	Black	Galvanized	in	Inner	Master	lb
1/8	33OE1001C	34OE1001C	0.69	45	720	0.1
1/4	33OE1002C	34OE1002C	0.81	50	400	0.2
3/8	33OE1003C	34OE1003C	0.95	50	200	0.2
1/2	33OE1004C	34OE1004C	1.12	45	180	0.2
3/4	33OE1006C	34OE1006C	1.31	20	80	0.4
1	33OE1010C	34OE1010C	1.50	20	40	0.7
1-1/4	33OE1012C	34OE1012C	1.75	15	30	1.1
1-1/2	33OE1014C	34OE1014C	1.94	12	24	1.3
2	33OE1020C	34OE1020C	2.25	-	12	2.5

Fig. 33F 1 & 34F 1 – 45° Elbow

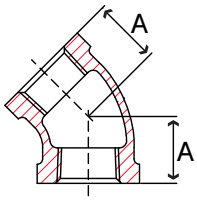

Size	Part Number		A	Packing		Weight
in	Black	Galvanized	in	Inner	Master	lb
1/8	33F 1001C	34F 1001C	0.60	50	800	0.1
1/4	33F 1002C	34F 1002C	0.73	30	480	0.1
3/8	33F 1003C	34F 1003C	0.80	50	400	0.1
1/2	33F 1004C	34F 1004C	0.88	50	200	0.2
3/4	33F 1006C	34F 1006C	0.98	40	160	0.3
1	33F 1010C	34F 1010C	1.12	20	80	0.5
1-1/4	33F 1012C	34F 1012C	1.29	20	40	0.7
1-1/2	33F 1014C	34F 1014C	1.43	8	32	1.1
2	33F 1020C	34F 1020C	1.68	12	24	1.7
2-1/2	33F 1024C	34F 1024C	1.95	-	15	2.9
3	33F 1030C	34F 1030C	2.17	-	10	3.4
4	33F 1040C	34F 1040C	2.61	-	3	6.4
5	33F 1050C	34F 1050C	3.05	-	2	12.1
6	33F 1060C	34F 1060C	3.46	-	1	15.4
8	33F 1080C	34F 1080C	4.00	-	1	26.0

Fig. 33SF1 & 34SF1 – 45° Street Elbow

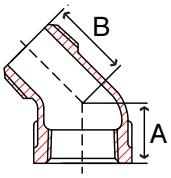

Size	Part Number		A	B	Packing		Weight
in	Black	Galvanized	in	in	Inner	Master	lb
1/8	33SF1001C	34SF1001C	0.65	0.85	70	1120	0.1
1/4	33SF1002C	34SF1002C	0.73	0.94	40	640	0.1
3/8	33SF1003C	34SF1003C	0.80	1.03	40	480	0.1
1/2	33SF1004C	34SF1004C	0.88	1.15	65	260	0.2
3/4	33SF1006C	34SF1006C	0.98	1.29	40	160	0.3
1	33SF1010C	34SF1010C	1.12	1.47	25	100	0.5
1-1/4	33SF1012C	34SF1012C	1.29	1.71	10	40	0.8
1-1/2	33SF1014C	34SF1014C	1.43	1.88	10	40	0.9
2	33SF1020C	34SF1020C	1.68	2.22	12	24	1.5
2-1/2	33SF1024C	34SF1024C	1.95	2.57	5	10	2.7
3	33SF1030C	34SF1030C	2.17	3.00	-	6	3.6
4	33SF1040C	34SF1040C	2.61	3.70	-	4	9.2