PROLINE VOICE/DATA AND SERVER CABINET, TYPE 12

INDUSTRY STANDARDS

EIA RS-310-D

UL 508A Listed; Type 12; File Number E61997
cUL Listed per CSA C22.2 No 94; Type 12; File Number E61997

NEMA/EEMAC, Type 12

APPLICATION

Robustly built and sealed for use in wet, dusty or hot environments, ProLine Type 12 Cabinets have optional cutouts to air condition voice/data equipment and servers.

FEATURES

- Three-point locking handles on all doors provide easy but controlled access; two keys included
- Fully welded frame safely supports sensitive equipment
- Fully gasketed to keep contaminants away from equipment, reducing maintenance costs
- Two sets of 19-in. rack angles support both front and rear of equipment
- Rack angles are infinitely adjustable from front to rear for positioning flexibility
- Mobile base provides easy placement of cabinet
- Levelers and anti-tip bracket secure cabinet to the floor

SPECIFICATIONS

- Welded 12 gauge steel frame with integral struts
- Front window door made of 16 or 14 gauge steel with safety glass window
- Solid 16 or 14 gauge steel back door
- Standard package has solid 16 or 14 gauge steel sides
- AC package has cutout for easy in-the-field installation of any G28 or G52 Series air conditioner (ordered and shipped separately)
- Models available with EIA Universal standard 3/8-in. square or 10-32 tapped holes
- Mobile base includes casters, levelers and gland plate
- Gland plate allows easy routing of cable

FINISH

Pretreated steel coated with RAL 9005 black or RAL 7035 light-gray textured, low-gloss polyester powder paint. Other finishes available—contact nVent HOFFMAN Customer Service.

LOAD RATING

Static Load Rating: 2500 lb. (1134 kg)
A cabinet has a static load when:

- it is in its final, permanent, fully secured location
- its levelers are fully extended
- the anti-tip bracket is installed
- its load is uniformly applied to the two sets of rack-mounting angles, and
- the casters are not supporting any load (use the casters only to move the cabinet to its final location before loading)

Never move a cabinet with its maximum static load applied.
Contact Hoffman if further information is needed.

Casters Maximum Load: 1000 lb. (453 kg)
Exercise care when using casters to move the cabinet. Do not use casters to move a cabinet with more than 1000 lb. (453 kg) load. Avoid tipping and damage to the cabinet and its contents by slowly moving the cabinet on its casters across smooth, flat flooring. Avoid obstructions such as:

- large cracks
- floor displacement
- seams
- gravel

Never use casters while transporting a cabinet by truck on roadways.
Contact nVent HOFFMAN if further information is needed.

ACCESSORIES

See the Package Components table. For AC-Ready Cabinet, see G28 or G52 air conditioner specifications following the Package Compenents table. Full AC specifications available in the Thermal chapter. Air conditioner must be ordered and shipped separately; it cannot be factory installed.

NOTES

The cabinet must be fully secured in its final position before the AC unit (ordered separately) is mounted to the cabinet. Never move the cabinet with the AC mounted.

BULLETIN: DPC, DPSR

Standard Product

Catalog Number	AxBxC mm	AxBxC in.	Cabinet, Package Type	Finish	Rack Units	Hole Type	Rack Angle
PDCP2078B12	2085 x 708 x 799	82.10 x 27.87 x 31.46	Voice Data, Standard	DataCom Black	42	Tapped	PRA1920TPL1
PDCP2078G12	2085 x 708 x 799	82.10 x 27.87 x 31.46	Voice Data, Standard	ProLine Gray	42	Tapped	PRA1920TPL1
PSC20610B12	2085 x 608 x 999	82.10 x 23.94 x 39.34	Server, Standard	DataCom Black	42	Square	PRA1920THL1
PSC20610G12	2085 x 608 x 999	82.10 x 23.94 x 39.34	Server, Standard	ProLine Gray	42	Square	PRA1920THL1

AC-Ready Cabinets

Catalog Number	AxBxC mm	AxBxC in.	Cabinet Package Type	Finish	AC	Rack Units	Hole Type	Rack Angle
PDCP2078BAC	2085 x 708 x 799	82.10 x 27.87 x 31.46	Voice/Data, AC-Ready	DataCom Black	G28	42	Tapped	PRA1920TPL1
PDCP2078GAC	2085 x 708 x 799	82.10 x 27.87 x 31.46	Voice/Data, AC-Ready	ProLine Gray	G28	42	Tapped	PRA1920TPL1
PSC20610BAC	2085 x 608 x 999	82.10 x 23.94 x 39.34	Server, AC-Ready	DataCom Black	G28	42	Square	PRA1920THL1
PSC20610GAC	2085 x 608 x 999	82.10 x 23.94 x 39.34	Server, AC-Ready	ProLine Gray	G28	42	Square	PRA1920THL1
PDCP2078BAC2	2082 x 708 x 799	81.98 x 27.87 x 31.47	Voice/Data, AC-Ready	DataCom Black	G52	42	Tapped	PRA1920TPL1
PDCP2078GAC2	2082 x 708 x 799	81.98 x 27.87 x 31.47	Voice/Data, AC-Ready	ProLine Gray	G52	42	Tapped	PRA1920TPL1
PSC20610BAC2	2082 x 609 x 999	81.98 x 23.96 x 39.32	Server, AC-Ready	DataCom Black	G52	42	Square	PRA1920THL1
PSC20610GAC2	2082 x 609 x 999	81.98 x 23.96 x 39.32	Server, AC-Ready	ProLine Gray	G52	42	Square	PRA1920THL1

Package Components and Replacement Parts

Catalog Number	AxBxC mm	AxBxC in.	Description	Finish
PFD2078B	2000 x 700 x 800	78.70 x 27.60 x 31.50	Frame	Black
PFD2078G	2000 x 700 x 800	78.70 x 27.60 x 31.50	Frame	Gray
PFD20610B	2000 x 600 x 1000	78.70 x 23.60 x 39.40	Frame	Black
PFD20610G	2000 x 600 x 1000	78.70 x 23.60 x 39.40	Frame	Gray
PDWG206B	2000 x 600	78.70 x 23.60	Window Doors	Black
PDWG206G	2000 x 600	78.70 x 23.60	Window Doors	Gray
PDWG207B	2000 x 700	78.70 x 27.60	Window Doors	Black
PDWG207G	2000 x 700	78.70 x 27.60	Window Doors	Gray
PDS206B	2000 x 600	78.70 x 23.60	Solid Doors	Black
PDS206G	2000 x 600	78.70 x 23.60	Solid Doors	Gray
PDS207B	2000 x 700	78.70 x 27.60	Solid Doors	Black
PDS207G	2000 x 700	78.70 x 27.60	Solid Doors	Gray
PSS208B	2000 x 800	78.74 x 31.50	Solid Sides	Black
PSS208G	2000 x 800	78.74 x 31.50	Solid Sides	Gray
PSS2010B	2000 x 1000	78.74 x 39.37	Solid Sides	Black
PSS2010G	2000 x 1000	78.74 x 39.37	Solid Sides	Gray
PSS208ACB	2000 x 800	78.74 x 31.50	Sides with AC Cutout	Black
PSS208ACG	2000 x 800	78.74 x 31.50	Sides with AC Cutout	Gray
PSS2010ACB	2000 x 1000	78.74 x 39.37	Sides with AC Cutout	Black
PSS2010ACG	2000 x 1000	78.74 x 39.37	Sides with AC Cutout	Gray
PSS208AC2B	1939 x 753 x 25	76.34 x 29.66 x 0.99	Sides with AC Cutout	Black
PSS208AC2G	1939 x 753 x 25	76.34 x 29.66 x 0.99	Sides with AC Cutout	Gray
PSS2010AC2B	1939 x 953 x 25	76.34 x 37.54 x 0.99	Sides with AC Cutout	Black
PSS2010AC2G	1939 x 953 x 25	76.34 x 37.54 x 0.99	Sides with AC Cutout	Gray
PT78B	700 x 800	27.56 x 31.50	Top	Black
PT78G	700 x 800	27.56 x 31.50	Top	Gray
PT610B	600 x 1000	23.62 x 39.37	Top	Black
PT610G	600 x 1000	23.62 x 39.37	Top	Gray
PBMG78B	700 x 800	27.60 x 31.50	Mobile Base	Black
PBMG610B	600 x 1000	23.60 x 39.37	Mobile Base	Gray

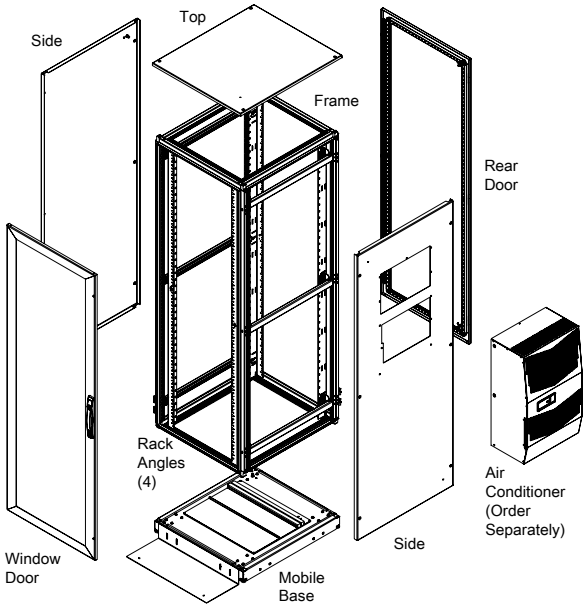

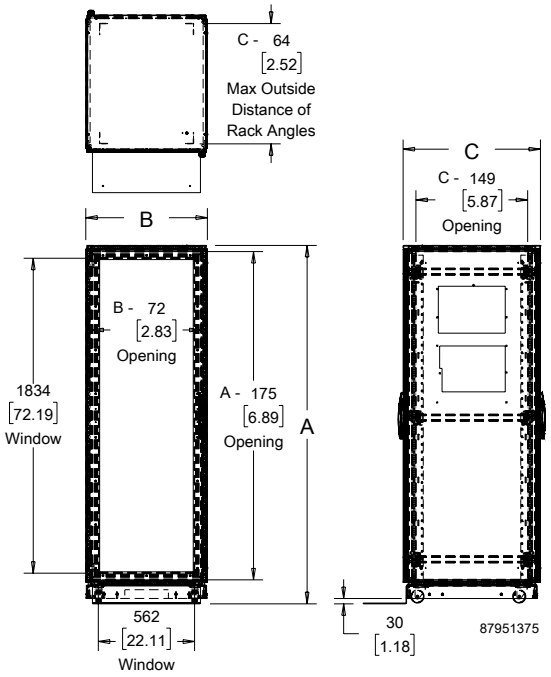

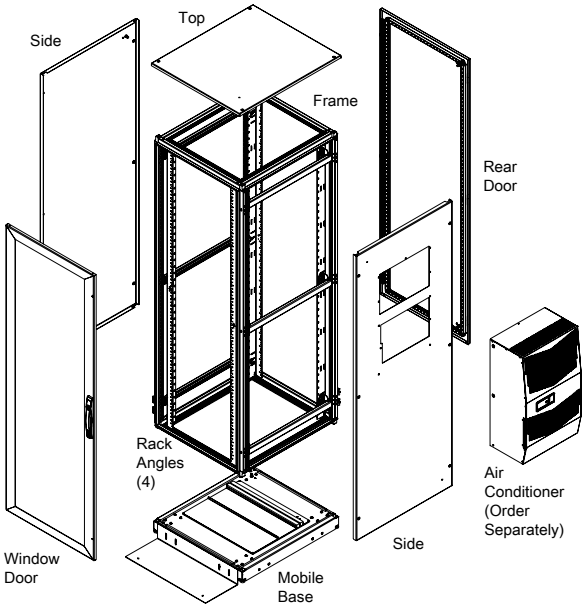

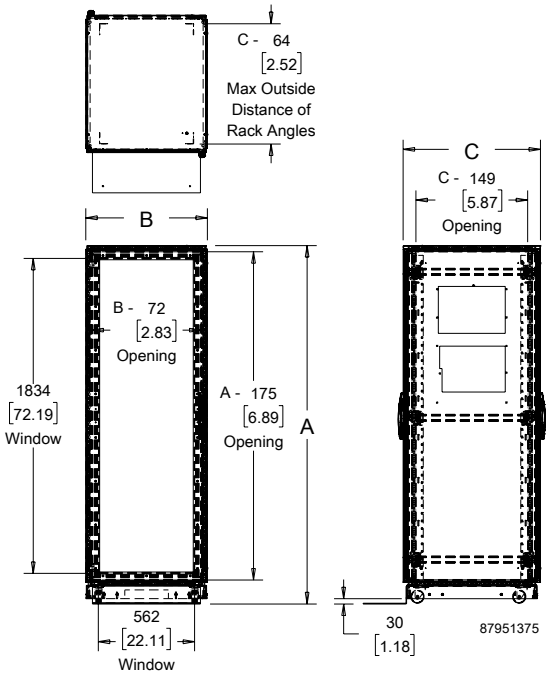

AIR CONDITIONER SIZING

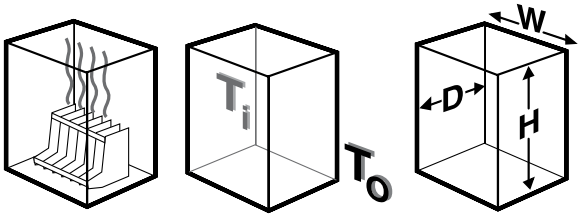

Air conditioners are appropriate for applications in which:

- The temperature inside the enclosure must be maintained at or below ambient temperature.
- Humidity must be removed from the enclosure.
- Ambient air contaminants must be kept out of the enclosure.

The following air conditioner sizing procedure applies to uninsulated, sealed and gasketed enclosures in indoor locations.

Step 1. Determine the internal heat load in watts (W)
Add the maximum heat output specifications for all equipment to be installed in cabinet.
Conversion: 1 W = 3.413 BTU/hr.

Step 2. Determine the desired temperature difference (ΔT) between the ambient temperature and the temperature inside the cabinet
Subtract the desired maximum temperature inside the cabinet (T_i) from the maximum expected temperature (T_o) outside the cabinet.

$$T_o - T_i = \Delta T$$

Conversion: 1 K or C ΔT = 1.8 F ΔT

Step 3. Determine the exposed surface area of the cabinet in square feet.
Use the following formula to determine area when H, W and D are the cabinet dimensions in inches.
2[(H x W) + (H x D) + (W x D)] ÷144 = Area (ft.^{2})
Conversion: If dimensions are in millimeters, substitute 1,000,000 for 144. Then multiply the result by 10.76 to convert from m^2 to ft.^{2}

Step 4. Determine the air conditioner capacity required
Use the following formula:
(Watts x 3.413) + [(1.25 x Area in ft.^{2}) x ΔT in F] = BTU/hr.
Required air conditioner capacity in BTU/hr.

Use this formula to determine the required cooling capacity needed to maintain the desired operating temperature for your enclosure. This selection procedure applies to uninsulated, sealed, gasketed enclosures in indoor locations.

All industrial air conditioners are rated at their maximum operating point. Operating an air conditioner at temperatures below maximum conditions will result in reduced cooling capacity. In other words, operating 95 F ambient and 95 F enclosure temperature results in a 10 percent to 20 percent reduction in the rated capacity.

Full cooling capacity is probably not necessary at lower ambient temperatures.

G28 AIR CONDITIONER SPECIFICATIONS

Performance Data **G28 Models 4000/6000 BTU/Hr. (1172/1758 Watt)**

CATALOG NUMBER						
Indoor Model	G280416G050	G280426G050	G280446G050	G280616G050	G280626G050	G280646G050
Indoor Model Stainless Steel Type 4X	G280416G051	G280426G051	G280446G051	G280616G051	G280626G051	G280646G051
Indoor Model with Remote Access Control*	G280416G060	G280426G060	G280446G060	G280616G060	G280626G060	G280646G060
Outdoor Model without Heat Pkg.	G280416G100	G280426G100	G280446G100	G280616G100	G280626G100	G280646G100
Outdoor Model Partial Recessed Mount**	G280416G101	G280426G101	G280446G101	G280616G101	G280626G101	G280646G101
Outdoor Model with Heat Pkg.	G280416G150	G280426G150	—	G280616G150	G280626G150	—
Outdoor Model with Heat Pkg. Stainless Steel Type 4X	G280416G151	G280426G151	—	G280616G151	G280626G151	—
COOLING PERFORMANCE						
Nominal:						
BTU/Hr.	**4000**	**4600/4900**	**4600/4900**	**6000/6400**	**6000/6400**	**5400/6000**
Watts	**1172**	**1347/1435**	**1347/1435**	**1757/1874**	**1757/1874**	**1581/1757**
At 131 F/131 F (55 C/55 C):						
BTU/Hr. (50/60 Hz)	3700	4600/4900	4600/4900	6000/6400	6000/6400	5400/6000
W (50/60 Hz)	1084	1347/1435	1347/1435	1757/1874	1757/1874	1581/1757
At 95 F/95 F (35 C/35 C):						
BTU/Hr. (50/60 Hz)	3300/3410	4300/4600	4324/4655	5600/6000	5600/6000	5054/5685
W (50/60 Hz)	967/1000	1260/1364	1267/1364	1641/1758	1641/1758	1481/1666
Refrigerant	R134A	R407C	R134A	R407C	R407C	R134A
Refrigerant Charge (ounces/grams)	12/340	20/567	16/454	20/567	20/567	16/454
Operating Temperature Range:						
Maximum (°F/°C)	131 F/55 C	131 F/55 C	131 F/55 C	131 F/55 C	131 F/55 C	131 F/55 C
Minimum (°F/°C)	-40 F/-40 C	-40 F/-40 C	-40 F/-40 C	-40 F/-40 C	-40 F/-40 C	-40 F/-40 C
Air Flow at 0 Static Pressure:						
Internal loop 50 Hz (CFM / m^3/hr.)	151/256	189/321	189/321	189/321	189/321	189/321
External loop 50 Hz (CFM / m^3/hr.)	284/482	291/494	291/494	291/494	291/494	291/494
Internal loop 60 Hz (CFM / m^3/hr.)	183/310	221/375	221/375	221/375	221/375	221/375
External loop 60 Hz (CFM / m^3/hr.)	290/492	300/509	300/509	300/509	300/509	300/509
Max. Heater W (Outdoor Models)	2000	2000	NA	2000	2000	NA
ELECTRICAL DATA						
Rated Voltage	**115**	**230**	**400/460 3~**	**115**	**230**	**400/460 3~**
Frequency (Hz)	50/60	50/60	50/60	50/60	50/60	50/60
Operating Range	+/- 10%	+/- 10%	+/- 10%	+/- 10%	+/- 10%	+/- 10%
Max. Power Consumption (W at 50/60 Hz)	465/1055	1058/1334	680/874	1138.5/1311	1058/1334	680/874
Max. Nominal Current (A at 50/60 Hz)	10.4/10.1	4.6/5.8	1.7/1.9	9.9/11.4	4.6/5.8	1.7/1.9
Starting Current (A)	36.2	17.7	7.7	36.2	17.7	7.7
Agency Approvals	UL/cUL Listed CE EAC					
Power Input Description	Terminal Block					
ENCLOSURE PROTECTION						
UL Type	Type 12, 3R, 4 Standard** Type 4X Stainless Steel Optional					
CONTROLLER						
Description	Basic Mechanical Thermostat					
Thermostat Location	Enclosure Side on All Base Models					
Factory Thermostat Setting (°F/°C)	80/27	80/27	80/27	80/27	80/27	80/27
SOUND LEVEL						
At 1.5 Meters	68 dB(A)					
UNIT CONSTRUCTION						
Material	Galvanized Sheet Metal Standard (Optional: Stainless Steel)					
Finish	Powder Coat RAL 7035 Light Gray Standard					
ACCESSORIES						
EASYSWAP Adaptor Plenum (GENESIS M28)	Enables SPECTRACOOL to be mounted to GENESIS M28 air conditioner cutout Catalog Number PLM28G28					
EASYSWAP Adaptor Plenum (T-Series T29)	Enables SPECTRACOOL to be mounted to T-Series T29 air conditioner cutout Catalog Number PLT29G28					
UNIT DIMENSIONS						
Height (in./mm)	28.55/725.1					
Width (in./mm)	16.97/431.1					
Depth (in./mm)	10.10/256.6					
Weight (lb./kg)	84/38	84/38	84/38	84/38	84/38	84/38

*Units with Remote Access Control utilize a digital controller and communicate via EtherNet/IP, Profinet, Modbus TCP/IP and SNMP over ethernet or modbus RTU over USB.

**Outdoor Model Partial Recessed Mount units are UL Type 12, 3R only.

nVent | HOFFMAN

G52 AIR CONDITIONER SPECIFICATIONS

Performance Data **G52 Models 8000/12000 BTU/Hr. (2300/3500 Watt)**

CATALOG NUMBER						
Indoor Model	G520816G050	G520826G050	G520846G050	G521216G050	G521226G050	G521246G050
Indoor Model Stainless Steel Type 4X	G520816G051	G520826G051	G520846G051	G521216G051	G521226G051	G521246G051
Indoor Model with Remote Access Control*	G520816G060	G520826G060	G520846G060	G521216G060	G521226G060	G521246G060
Outdoor Model without Heat Pkg.	G520816G100	G520826G100	G520846G100	G521216G100	G521226G100	G521246G100
Outdoor Model Partial Recessed Mount**	G520816G101	G520826G101	G520846G101	G521216G101	G521226G101	G521246G101
Outdoor Model with Heat Pkg.	G520816G150	G520826G150	G520846G150	G521216G150	G521226G150	G521246G150
Outdoor Model with Heat Pkg. Stainless Steel Type 4X	G520816G151	G520826G151	G520846G151	G521216G151	G521226G151	G521246G151
COOLING PERFORMANCE						
Nominal:						
BTU/Hr.	**8000**	**8000**	**8000**	**12000**	**12000**	**12000**
Watts	**2300**	**2300**	**2300**	**3500**	**3500**	**3500**
At 131 F/131 F (55 C/55 C):						
BTU/Hr.	7300/8200	7300/8200	8800/9800	12000/12500	12000/12500	11100/12000
Watts	2139/2403	2139/2403	2578/2871	3516/3662	3516/3662	3252/3516
At 95 F/95 F (35 C/35 C):						
BTU/Hr.	6000/6800	6000/6800	7400/8200	9900/10700	9900/10700	9900/10700
Watts	1758/1992	1758/1992	2168/2402	2900/3135	2900/3135	2900/3135
Refrigerant	R134a	R134a	R134a	R134a	R134a	R134a
Refrigerant Charge (ounces/grams)	24/680	24/680	24/680	38/1077	38/1077	38/1077
Operating Temperature Range:						
Maximum (°F/°C)	131/55	131/55	131/55	131/55	131/55	131/55
Indoor Minimum (°F/°C)	50/10	50/10	50/10	50/10	50/10	50/10
Outdoor Minimum (°F/°C)	-40/-40	-40/-40	-40/-40	-40/-40	-40/-40	-40/-40
Airflow at 0 Static Pressure:						
Internal loop 50 Hz (CFM / m^3/hr.)	285/484	285/484	285/484	287/487	287/487	287/487
External loop 50 Hz (CFM / m^3/hr.)	650/1104	650/1104	650/1104	635/1078	635/1078	635/1078
Internal loop 60 Hz (CFM / m^3/hr.)	310/527	310/527	310/527	305/518	305/518	305/518
External loop 60 Hz (CFM / m^3/hr.)	700/1189	700/1189	700/1189	650/1104	650/1104	650/1104
Max. Heater W (Outdoor Models):	2000	2000	2000	2000	2000	2000
ELECTRICAL DATA						
Rated Voltage	**115**	**230/208-230**	**400/460 3~**	**115**	**230/208-230**	**400/460 3~**
Frequency (Hz)	50/60	50/60	50/60	50/60	50/60	50/60
Operating Range	+/- 10%	+/- 10%	+/- 10%	+/- 10%	+/- 10%	+/- 10%
Max. Power Consumption (W)	1250/1415	1250/1415	806/957***	2100/2427	1830/2130	910/1106***
Max. Nominal Current (A at 50/60 Hz)	11.2/12.3	5.6/7.0-6.2	3.1/3.2	16.1/21.0	9.1/10.6-9.5	3.6/3.5
Starting Current (A)	48	27	16	57	38	16
Agency Approvals	UL/cUL Listed CE EAC Others available upon request					
Power Input Description	Terminal Block					
ENCLOSURE PROTECTION						
UL Type	Type 12, 3R, 4 standard** Type 4X Stainless steel optional					
International Rating	IP56 internal loop IP34 external loop					
CONTROLLER						
Description	Basic mechanical thermostat with digital display					
Thermostat Location	Enclosure side on all base models					
Digital Display Location:						
Indoor Models	Ambient side					
Outdoor Models	Enclosure side					
Factory Thermostat Setting (F/C)	80/27					
SOUND LEVEL						
At 1.5 Meters	68 dB(A)					
UNIT CONSTRUCTION						
Material	Galvanized sheet metal standard Stainless steel optional					
Finish	RAL 7035 light-gray, semi-textured powder-coat paint standard Other colors available					
ACCESSORIES						
EASYSWAP Adaptor Plenum (GENESIS M52)	Enables SPECTRACOOL to be mounted to a GENESIS M52 air conditioner cutout Catalog Number PLM52G52					
UNIT DIMENSIONS						
Height (in./mm)	52.69/1338					
Width (in./mm)	17.12/435					
Depth (in./mm)	11.66/296					
Weight (lb./kg)	128/58.1	128/58.1	138/62.6	131/59.4	131/59.4	141/64.0

*Units with Remote Access Control utilize a digital controller and communicate via EtherNet/IP, Profinet, Modbus TCP/IP and SNMP over ethernet or modbus RTU over USB.

**Outdoor Model Partial Recessed Mount units are UL Type 12, 3R only.

***Watts based on .65 power factor.

Notes