We connect and protect

T-Series Large Capacity Outdoor

T62
20000 BTU/Hr.
5860 Watts

T70-36
36000 BTU/Hr.
10548 Watts

T70-60
59000 BTU/Hr.
17287 Watts

INDUSTRY STANDARDS

UL/cUL Listed; Type 12, 3R, 4; 4X optional; File No. SA6453

Telcordia GR-487 capable

Application

- Industrial automation
- Telecommunications equipment
- Package handling equipment
- Security and defense systems and more

Features

- Stock models equipped with head pressure control for low-ambient operation, compressor heater, coated condenser coil, malfunction switch, thermostat and heater package
- R-407C earth-friendly refrigerant
- Models for 230 and 460 VAC power input
- UL Listed to save customers time and money with agency approvals (some models UL recognized)
- Outdoor model operating temperature range from –40°F/–40°C to 131°F/55°C
- Exterior and fully recessed mounting options on many models
- Compact footprint to minimize real estate and maximize capacity
- Reliable mechanical thermostat on enclosure side of the unit
- Dual condenser-side air movers for performance redundancy
- Painted galvanized sheet-metal cover for rugged factory and outdoor environments
- Easy-mount flanges for simple installation
- Cleanable, reusable aluminum mesh filter protects coils for maximum cooling performance
- Mounting hardware, gaskets and user manual furnished with the unit
- Every unit functionally tested before shipping
- Standard Outdoor Air Conditioner models also include:
  - Telcordia GR-487 capable
  - Thermostat
  - Corrosion-resistant components
  - Malfunction switch
  - Compressor heater
  - Head pressure control
  - Enclosure heater

FINISH

- RAL 7035 light-gray, semi-textured powder-coat paint
- Other colors and textures available

OPTIONS

- Thermostat Malfunction Package
- Special Voltage Package
- Outdoor Package
- Harsh Environment Package*
- Stainless Steel Package*
- Heater Package

* ProAir A/C may be more appropriate. Refer to ProAir A/C Chapter. Consult the Factory for availability and catalog number.

PERFORMANCE DATA T62 20000 BTU/HR. (5860 WATT) MODELS

Catalog Number

Outdoor Model with Heat Pkg.	T622226G150	T622246G400
Outdoor Model/SST/Corrosion/4X	T622226G102	—

Cooling Performance

Nominal:		
BTU/Hr.	**20500/23500**	**20500/23500**
Watts	**6007/6886**	**6007/6886**
At 131°F/131°F (55°C/55°C):		
BTU/Hr. (50/60 Hz)	20860/23927	20860/23927
W (50/60 Hz)	6113/7012	6113/7012
At 95°F/95°F (35°C/35°C):		
BTU/Hr. (50/60 Hz)	18258/20256	18258/20256
W (50/60 Hz)	5351/5936	5351/5936
Refrigerant	R-407C	
Refrigerant Charge (ounces/grams)	42/1300	42/1300
Operating Temperature Range:		
Maximum (°F/°C)	131/55	131/55
Minimum (°F/°C)	−40/−40	−40/−40
Airflow at 0 Static Pressure:		
Internal loop 50 Hz (CFM / m^3/hr.)	570/968	570/968
External loop 50 Hz (CFM / m^3/hr.)	1443/2452	1443/2452
Internal loop 60 Hz (CFM / m^3/hr.)	673/1143	673/1143
External loop 60 Hz (CFM / m^3/hr.)	1797/3053	1797/3053
Max. Heater W (Outdoor Models)	2000	Up to 3000 (Optional)

Electrical Data

Rated Voltage	230	460V 1PH
Frequency (Hz)	50/60	50/60
Operating Range	+/- 10%	+/- 10%
Max. Power Consumption (W at 50/60 Hz)	4370/5060	7000/9200
Max. Nominal Current (A at 50/60 Hz)	19/22	10.5/12
Min. Circuit Ampacity (A)	25.2	12.6
Max. Overcurrent Protection (A)	35	20
Starting Current (A)	60	30
Agency Approvals	UL/cUL Listed, CE, EAC	UL/cUL Listed, CE, EAC
Power Input Description	Terminal block	Terminal block

Enclosure Protection

UL Type	Type 12, 3R, 4 standard Type 4X Stainless steel optional

Controller

Description	Basic mechanical thermostat
Thermostat Location	Enclosure ide on all base models
Factory Thermostat Setting (°F/°C)	80/27

Sound Level

At 1.5 Meters	71 dB(A)

Unit Construction

Material	Galvanized sheet metal standard Stainless steel optional
Finish	RAL 7035 light-gray, semi-textured powder-coat paint standard

Unit Dimensions

Height (in./mm)	61.77/1568.96	61.77/1568.96
Width (in./mm)	19.91/505.71	19.91/505.71
Depth (in./mm)	17.36/440.94	17.36/440.94
Weight (lb./kg)	218/99.1	258/117

Performance Curves for T62 Models 20000 BTU/Hr. (5860 Watt)

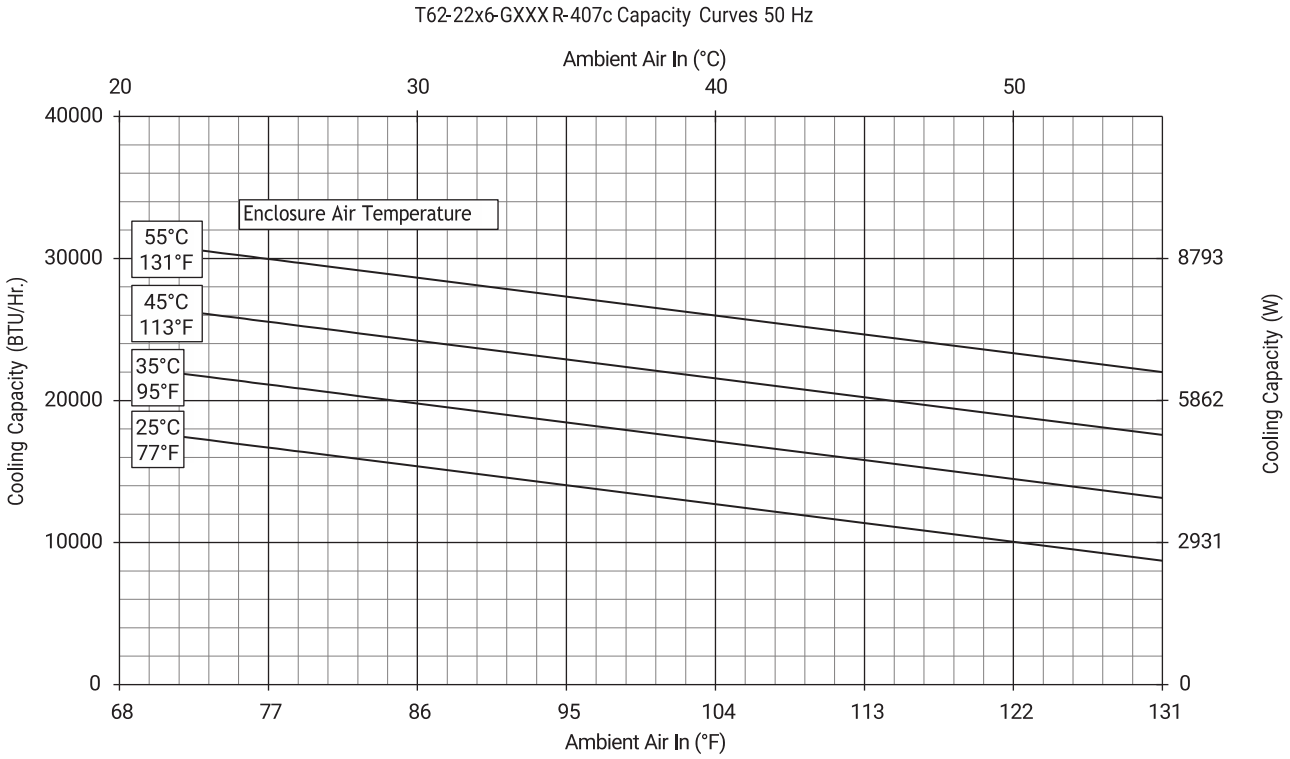

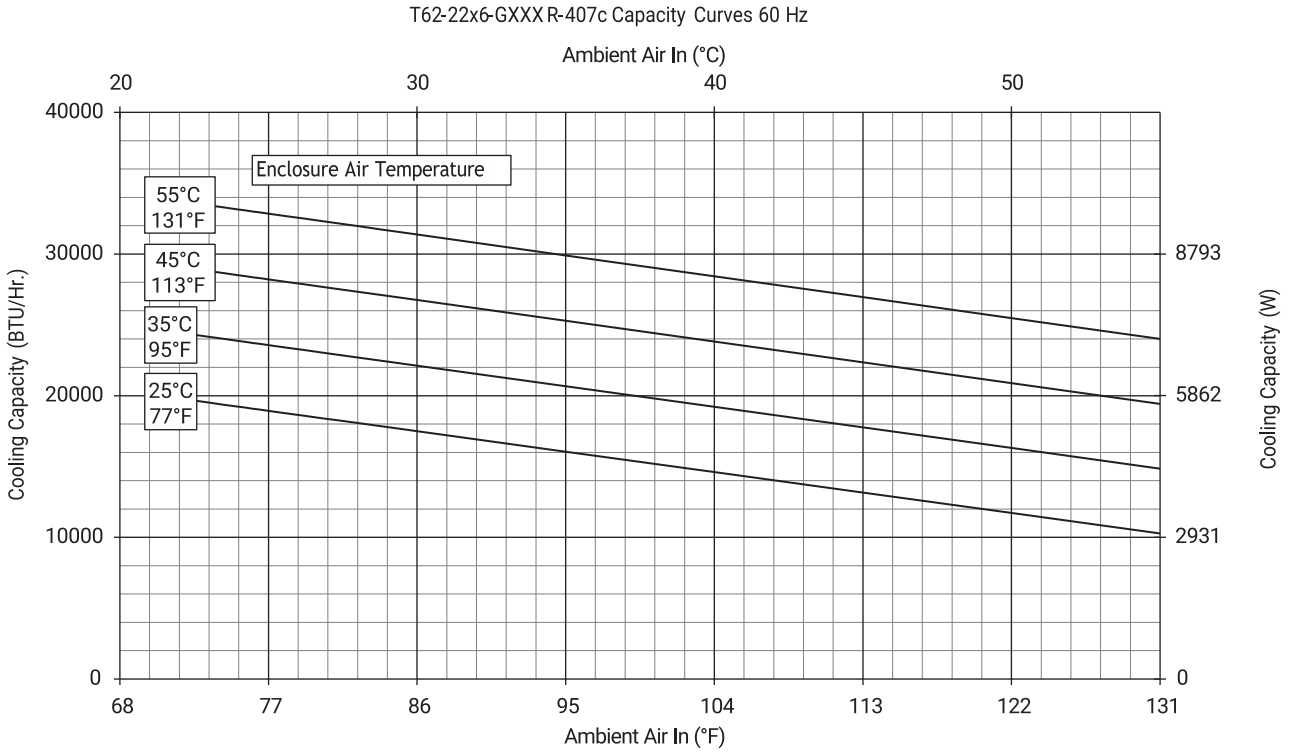

T62 Models 20000 BTU/Hr. (5860 Watt)

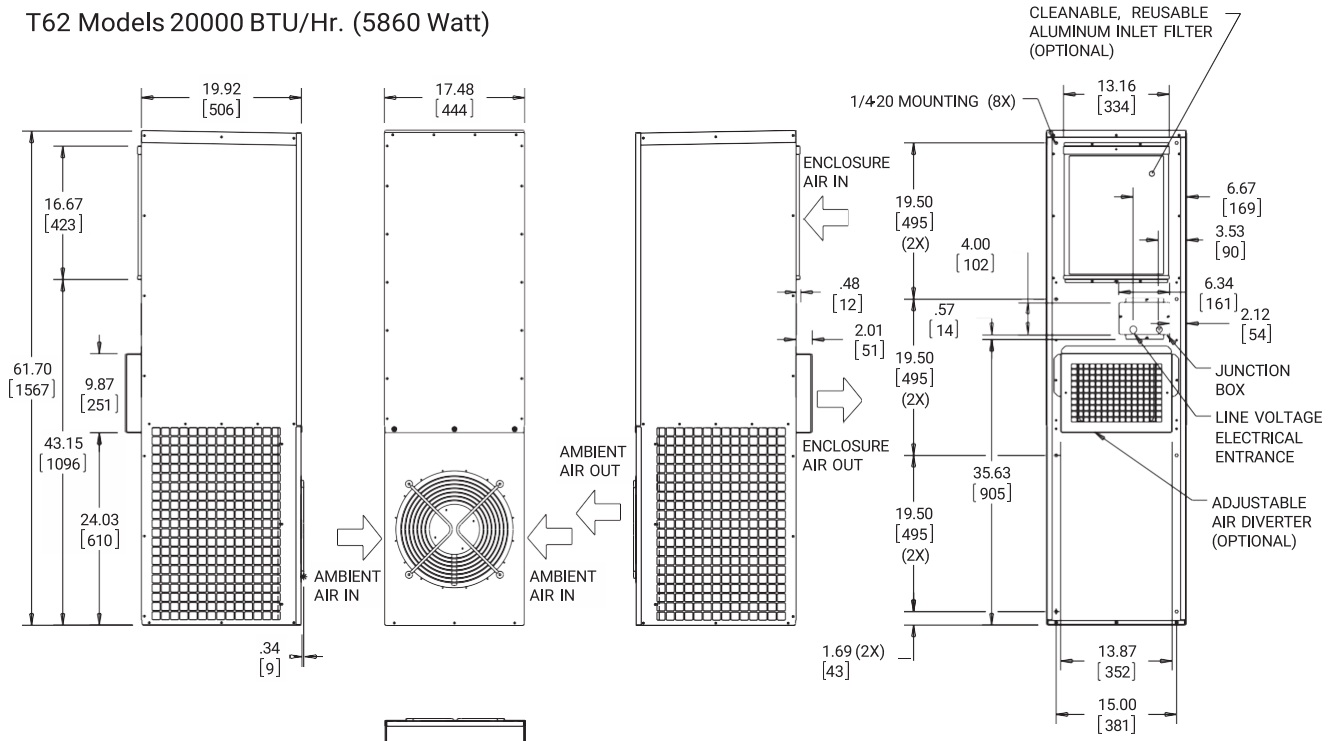

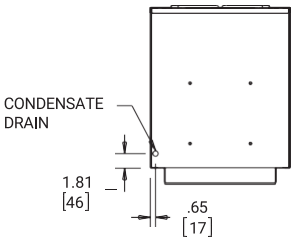

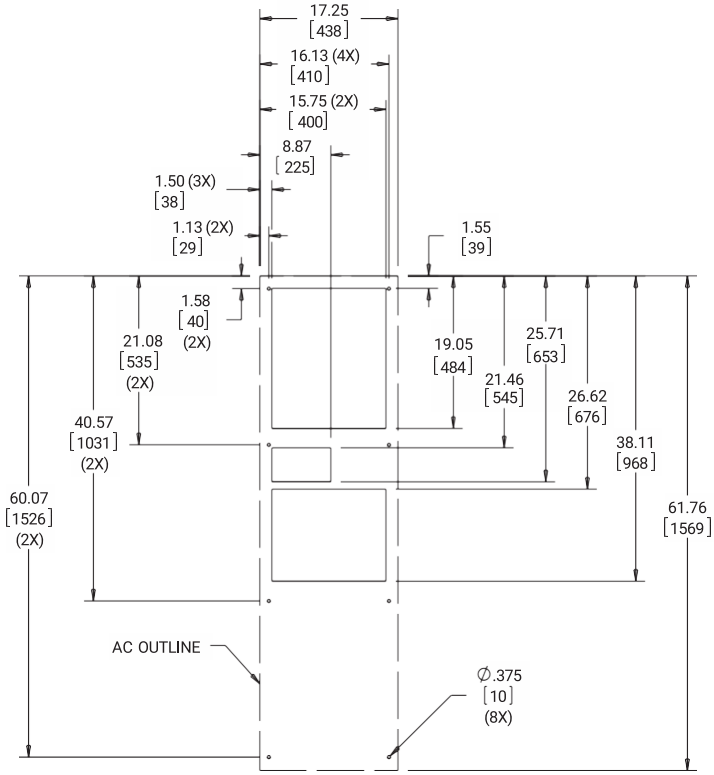

NOTE:
1. MOUNTING GASKET SUPPLIED (NOT SHOWN.
2. UNITS: in. [mm]

Cutout Dimensions

Visit www.nVent.com/HOFFMAN to download 2D and 3D CAD drawings into the overall design of your electrical system.

PERFORMANCE DATA T70-36 36000 BTU/HR. (10548 WATT) MODELS

Catalog Number

	T703626G150	T703646G400

Cooling Performance

Nominal:	
BTU/Hr.	**39000/43000**
Watts	**11430/12602**
At 131°F/131°F (55°C/55°C):	
BTU/Hr. (50/60 Hz)	38613/42930
W (50/60 Hz)	11316/12570
At 95°F/95°F (35°C/35°C):	
BTU/Hr. (50/60 Hz)	31364/36130
W (50/60 Hz)	9192/10579
Refrigerant	R-407C
Refrigerant Charge (ounces/grams)	110/3118
Operating Temperature Range:	
Maximum (°F/°C)	131/55
Minimum (°F/°C)	−40/−40
Airflow at 0 Static Pressure:	
Internal loop 50 Hz (CFM / m^3/hr.)	1085/1843
External loop 50 Hz (CFM / m^3/hr.)	2176/3697
Internal loop 60 Hz (CFM / m^3/hr.)	1171/1989
External loop 60 Hz (CFM / m^3/hr.)	2347/3987
Max. Heater W (Outdoor Models)	2000 Standard (5000 Optional)

Electrical Data

Rated Voltage	230	460
Frequency (Hz)	50/60	60
Operating Range	+/- 10%	+/- 10%
Max. Power Consumption (W at 50/60 Hz)	8280	8280
Max. Nominal Current (A at 50/60 Hz)	36	18
Min. Circuit Ampacity (A)	40	20
Max. Overcurrent Protection (A)	50	25
Starting Current (A)	104	52
Agency Approvals	UL/cUL Listed, CE, EAC	
Power Input Description	Terminal block	

Enclosure Protection

UL Type	Type 12, 3R, 4 standard, Type 4X Stainless steel optional

Controller

Description	Basic mechanical thermostat
Thermostat Location	Enclosure side on all base models
Factory Thermostat Setting (°F/°C)	80/27

Sound Level

At 1.5 Meters	66 dB(A)

Unit Construction

Material	Galvanized sheet metal standard, Stainless steel optional
Finish	RAL 7035 light-gray, semi-textured powder-coat paint standard

Unit Dimensions

Height (in./mm)	69.8/1772
Width (in./mm)	22.8/578
Depth (in./mm)	20.94/532
Weight (lb./kg)	260/118

Performance Curves for T70 Models 36000 BTU/Hr. (10548 Watt)

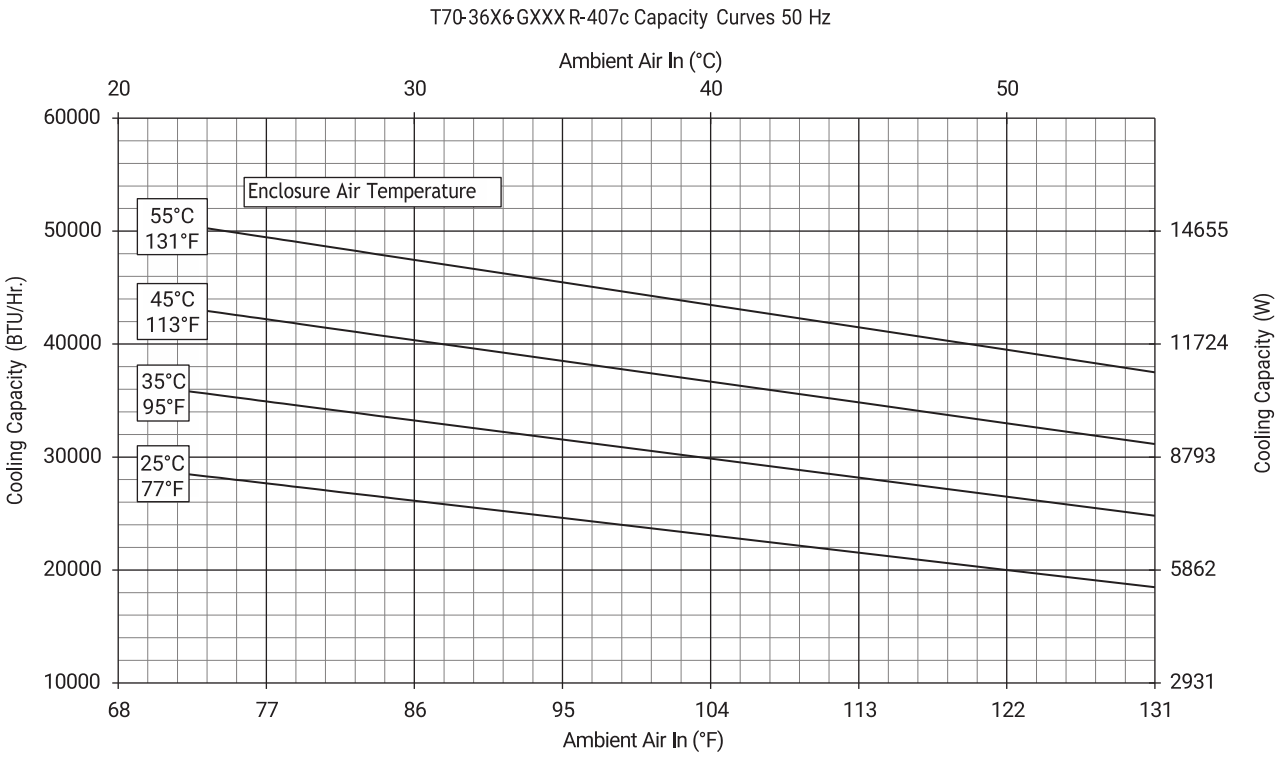

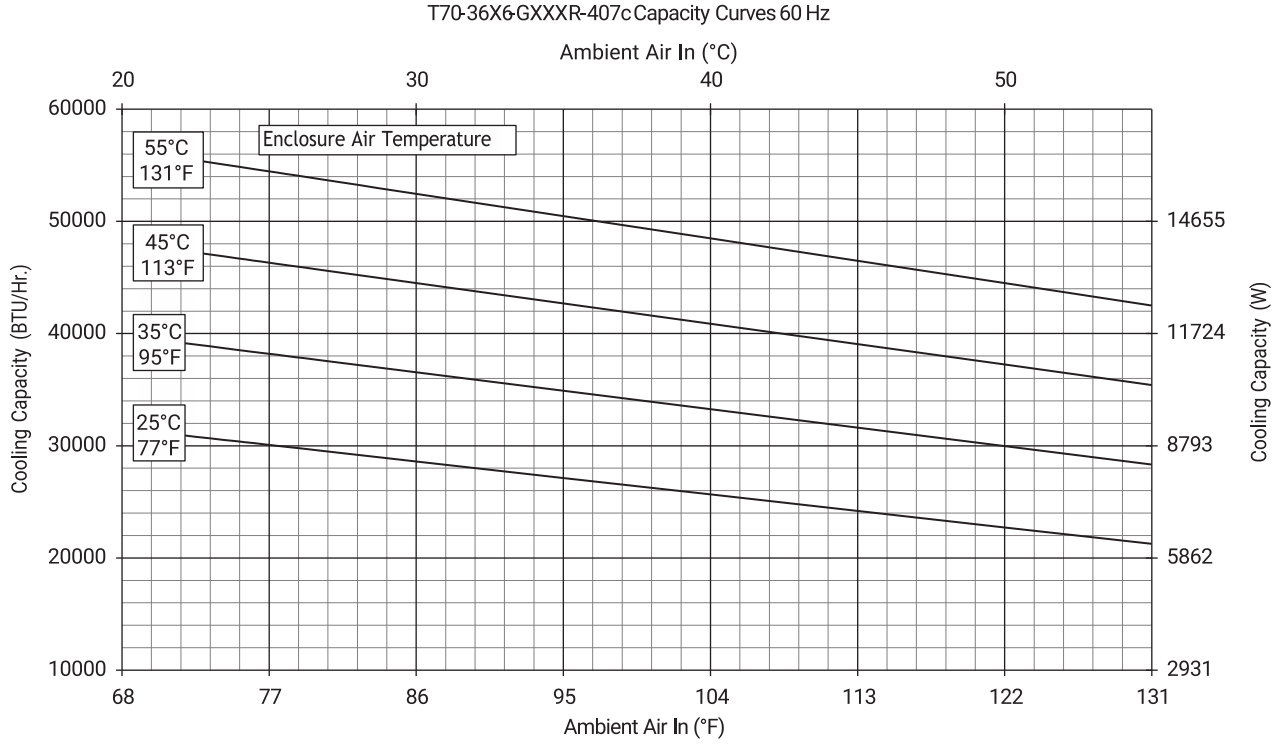

T70 Models 36000 BTU/Hr. (10548 Watt)

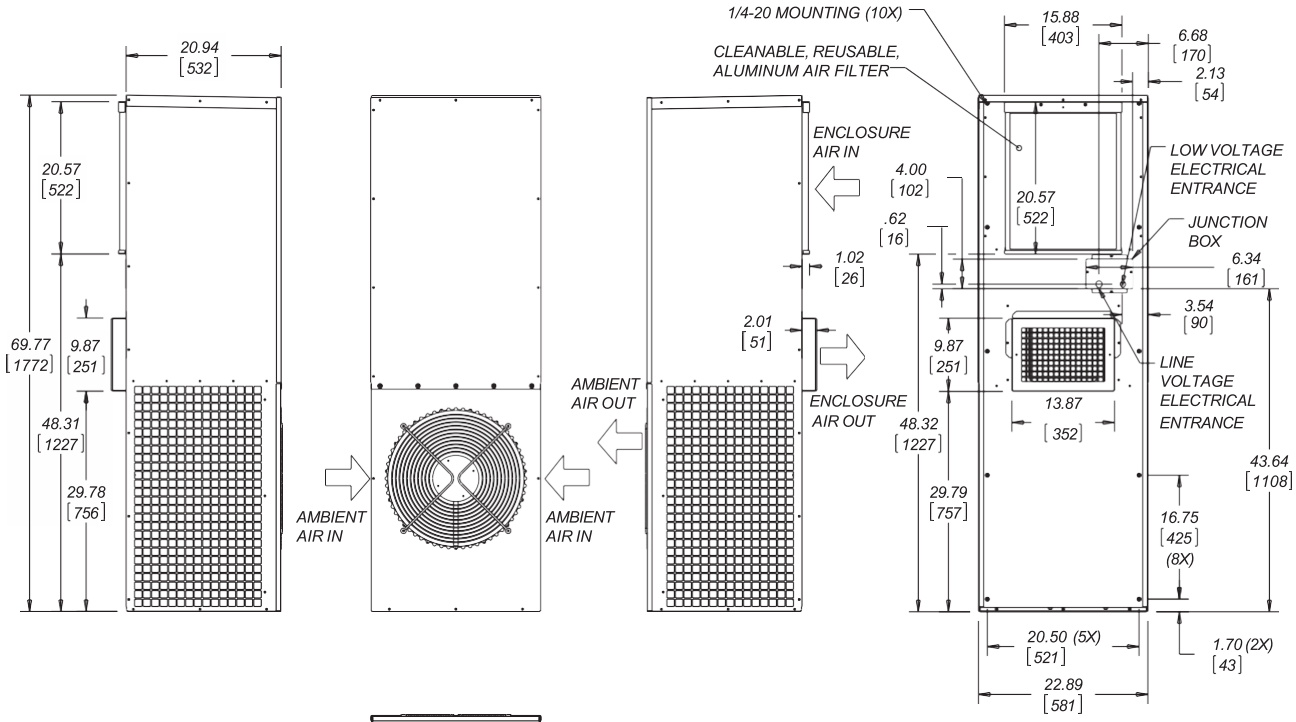

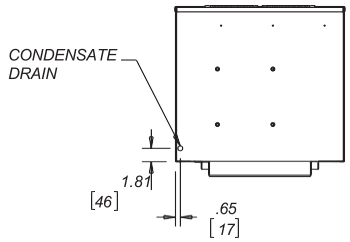

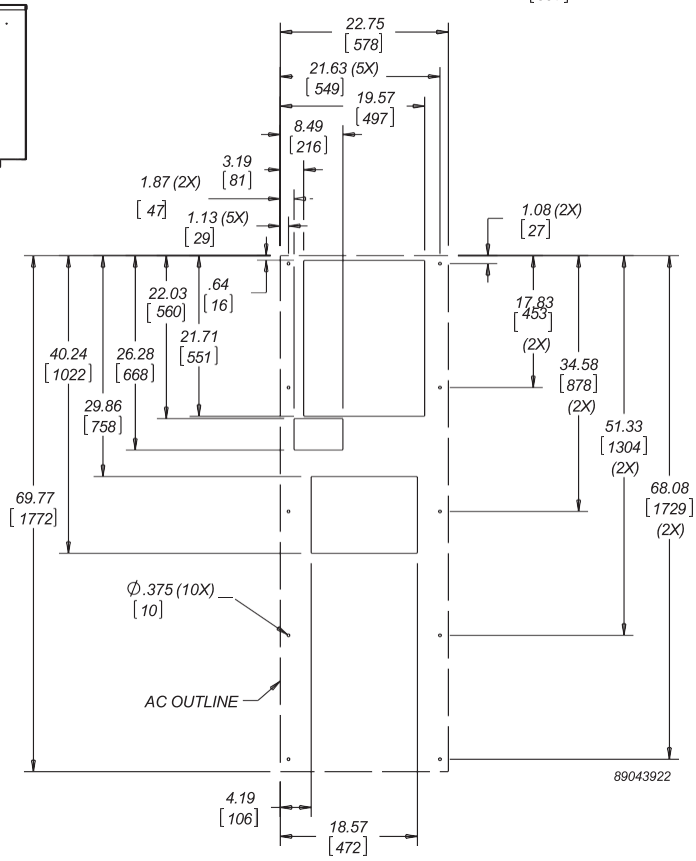

NOTE:
1. MOUNTING GASKET SUPPLIED (NOT SHOWN).
2. UNITS: in. [mm]

Cutout Dimensions

Visit www.nVent.com/HOFFMAN to download 2D and 3D CAD drawings into the overall design of your electrical system.

PERFORMANCE DATA T70-60 59000 BTU/HR. (17287 WATT) MODELS

Catalog Number

	T703626G150	T703646G400

Cooling Performance

Nominal:	
BTU/Hr.	**51900/60000**
Watts	**15210/17584**
At 122°F/122°F (50°C/50°C):	
BTU/Hr. (50/60 Hz)	51900/60000
W (50/60 Hz)	15210/17584
At 95°F/95°F (35°C/35°C):	
BTU/Hr. (50/60 Hz)	47122/54500
W (50/60 Hz)	13810/15972
Refrigerant	R-407C
Refrigerant Charge (ounces/grams)	150/4252
Operating Temperature Range:	
Maximum (°F/°C)	122/50
Minimum (°F/°C)	–40/–40
Airflow at 0 Static Pressure:	
Internal loop 50 Hz (CFM / m^3/hr.)	1510/2565
External loop 50 Hz (CFM / m^3/hr.)	2716/4614
Internal loop 60 Hz (CFM / m^3/hr.)	1629/2767
External loop 60 Hz (CFM / m^3/hr.)	2931/4979
Max. Heater W (Outdoor Models)	

Electrical Data

Rated Voltage	200/230	420/460
Frequency (Hz)	50/60	50/60
Operating Range	+/- 10%	+/- 10%
Max. Power Consumption (W at 50/60 Hz)	7000/9200	6426/7038
Max. Nominal Current (A at 50/60 Hz)	35/40	15.3
Min. Circuit Ampacity (A)	58	29
Max. Overcurrent Protection (A)	60	30
Starting Current (A)	144	144
Agency Approvals	UL/cUL Listed, CE, EAC, Others available upon request	
Power Input Description	Terminal block,	

Enclosure Protection

UL Type	Type 12, 3R, 4 standard, Type 4X Stainless steel optional
International Rating	IP56 on the internal loop; IP34 on the external loop
Description	Basic mechanical thermostat

Controller

Thermostat Location	Enclosure side on all base models
Factory Thermostat Setting (°F/°C)	80/27

Sound Level

At 1.5 Meters	66 dB(A)

Unit Construction

Material	Galvanized sheet metal standard, Stainless steel optional
Finish	RAL 7035 light-gray, semi-textured powder-coat paint standard

Unit Dimensions

Height (in./mm)	69.77/1772
Width (in./mm)	35.86/911
Depth (in./mm)	22.94/583
Weight (lb./kg)	419/190.5

Performance Curves for T70 Models 59000 BTU/Hr. (17287 Watt)

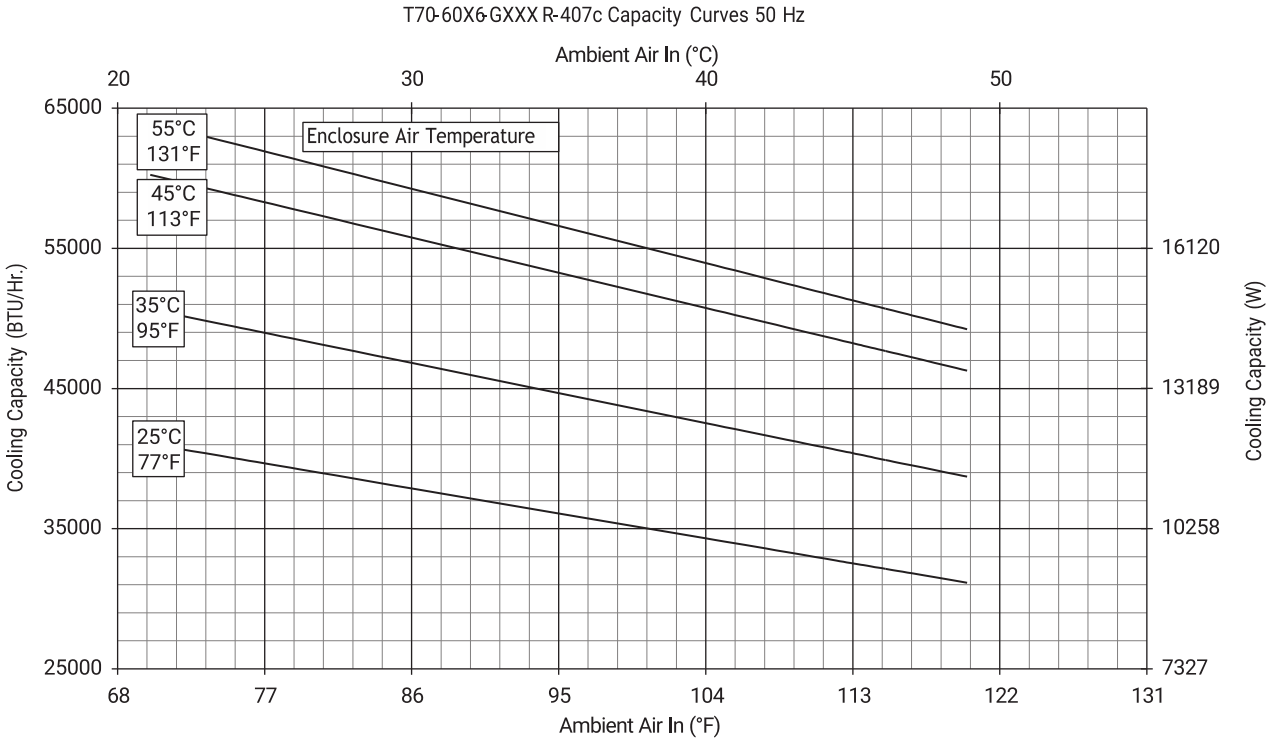

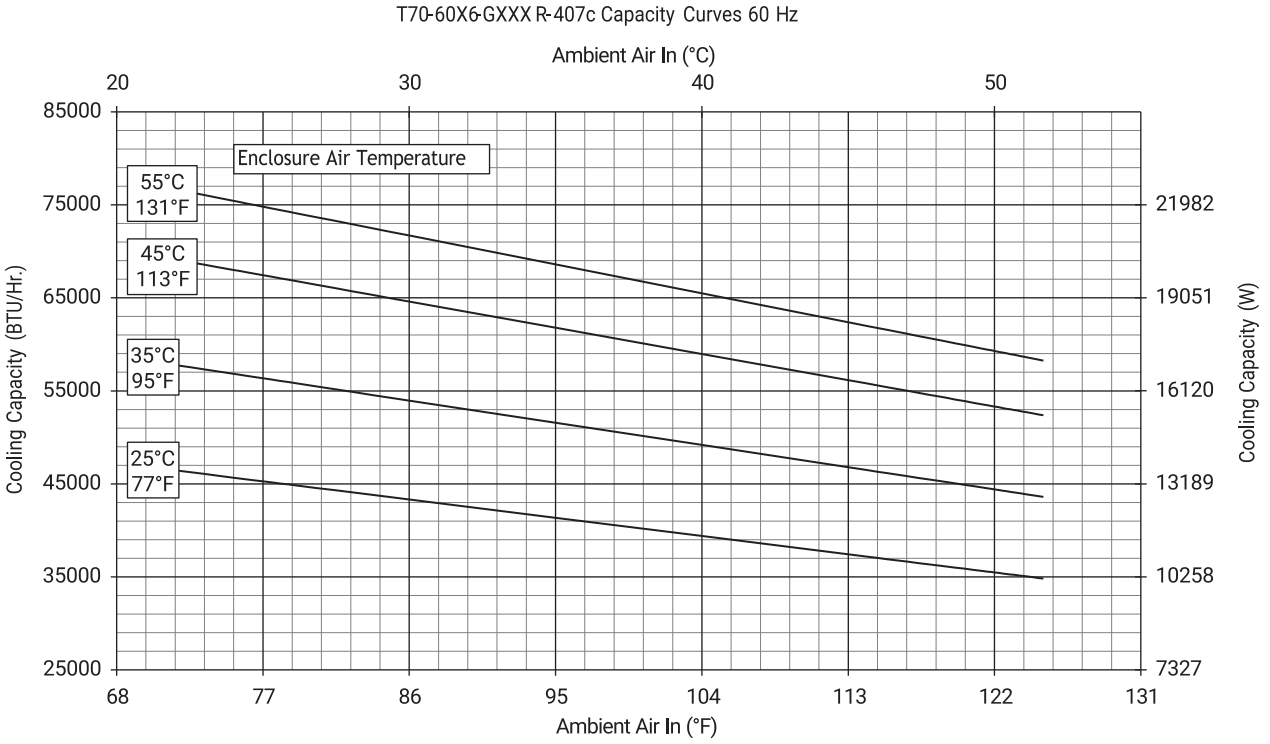

PERFORMANCE DATA T70-60 3~ 60000 BTU/HR. (17595 WATT) MODELS

Catalog Number

	T706046G460

Cooling Performance

Nominal:	
BTU/Hr.	**60,000**
Watts	**17,595**
At 122°F/122°F (50°C/50°C):	
BTU/Hr. (50/60 Hz)	52993/60317
W (50/60 Hz)	15540/17688
At 95°F/95°F (35°C/35°C):	
BTU/Hr. (50/60 Hz)	49404/53995
W (50/60 Hz)	14488/15834
Refrigerant	R407C
Refrigerant Charge (ounces/grams)	140/3969
Operating Temperature Range:	
Maximum (°F/°C)	119/48
Minimum (°F/°C)	−40/−40
Airflow at 0 Static Pressure:	
Internal loop 50 Hz (CFM / m^3/hr.)	1510/2565
External loop 50 Hz (CFM / m^3/hr.)	2716/4614
Internal loop 60 Hz (CFM / m^3/hr.)	1629/2767
External loop 60 Hz (CFM / m^3/hr.)	2931/4979
Max. Heater W (Outdoor Models)	5000

Electrical Data

Rated Voltage	460V 3-Phase
Frequency (Hz)	50/60
Operating Range	6%/+10%
Max. Power Consumption (W at 50/60 Hz)	8150 / 10200
Max. Nominal Current (A at 50/60 Hz)	14/16
Min. Circuit Ampacity (A)	16.7/18.8
Max. Overcurrent Protection (Cooling) (A at 50/60Hz)	25/30
Starting Current (A)	63
Agency Approvals	UL/cUL, CE
Power Input Description	Terminal Block

Enclosure Protection

UL Type	Type 12, 3R, 4
IEC Type Rating	IP56 on the internal loop; IP34 on the external loop

Controller

Description	24V Control
Thermostat Location	N/A
Factory Thermostat Setting (°F/°C)	N/A

Sound Level

At 1.5 Meters	66 dB(A)

Unit Construction

Material	Galvanized sheet metal standard
Finish	RAL 7035 light-gray, semi-textured powder-coat paint standard

Unit Dimensions

Height (in./mm)	69.77/1772
Width (in./mm)	35.86/911
Depth (in./mm)	22.94/583
Weight (lb./kg)	419/190.5

Performance Curves for T70 Models 60000 BTU/Hr. (17595 Watt)

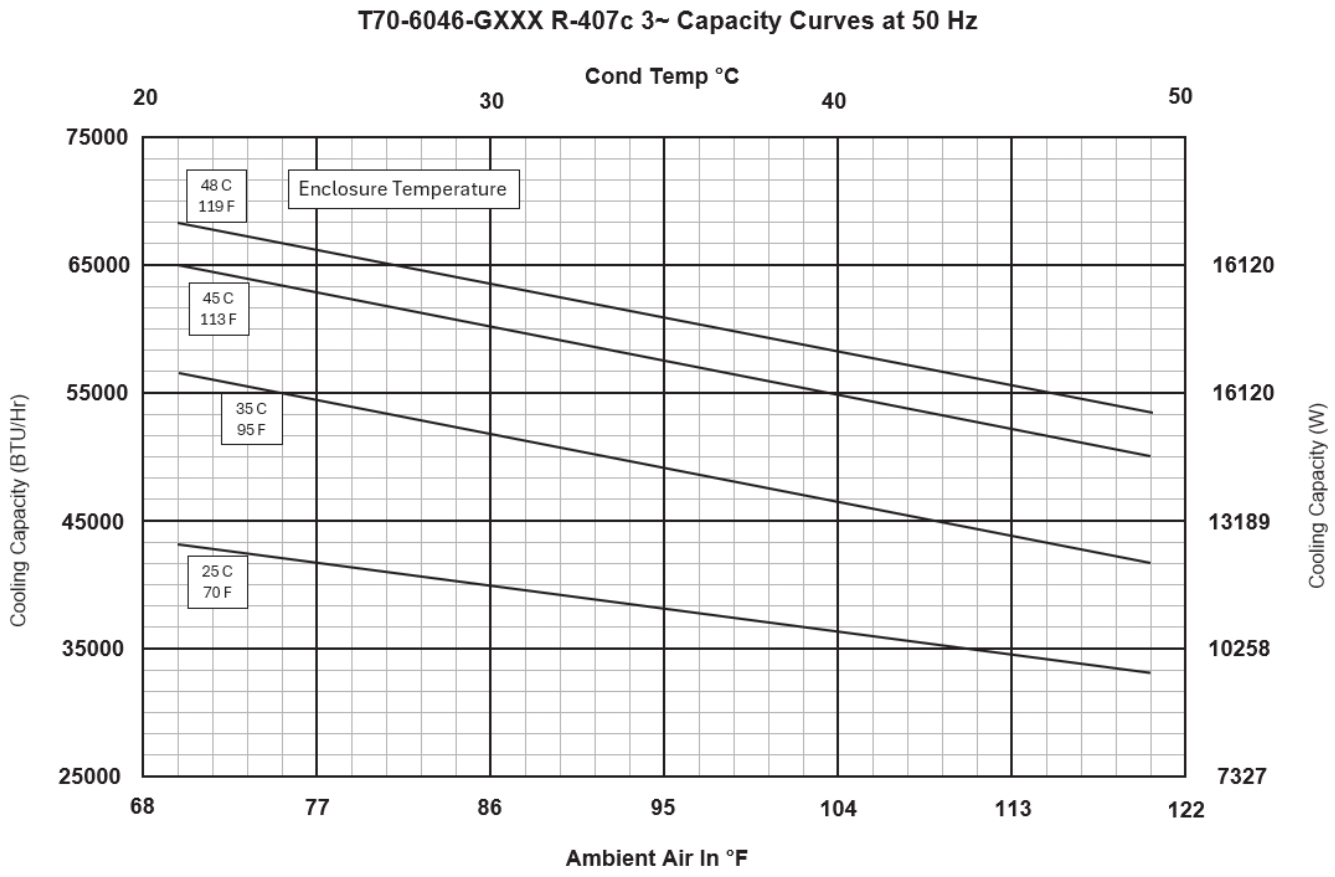

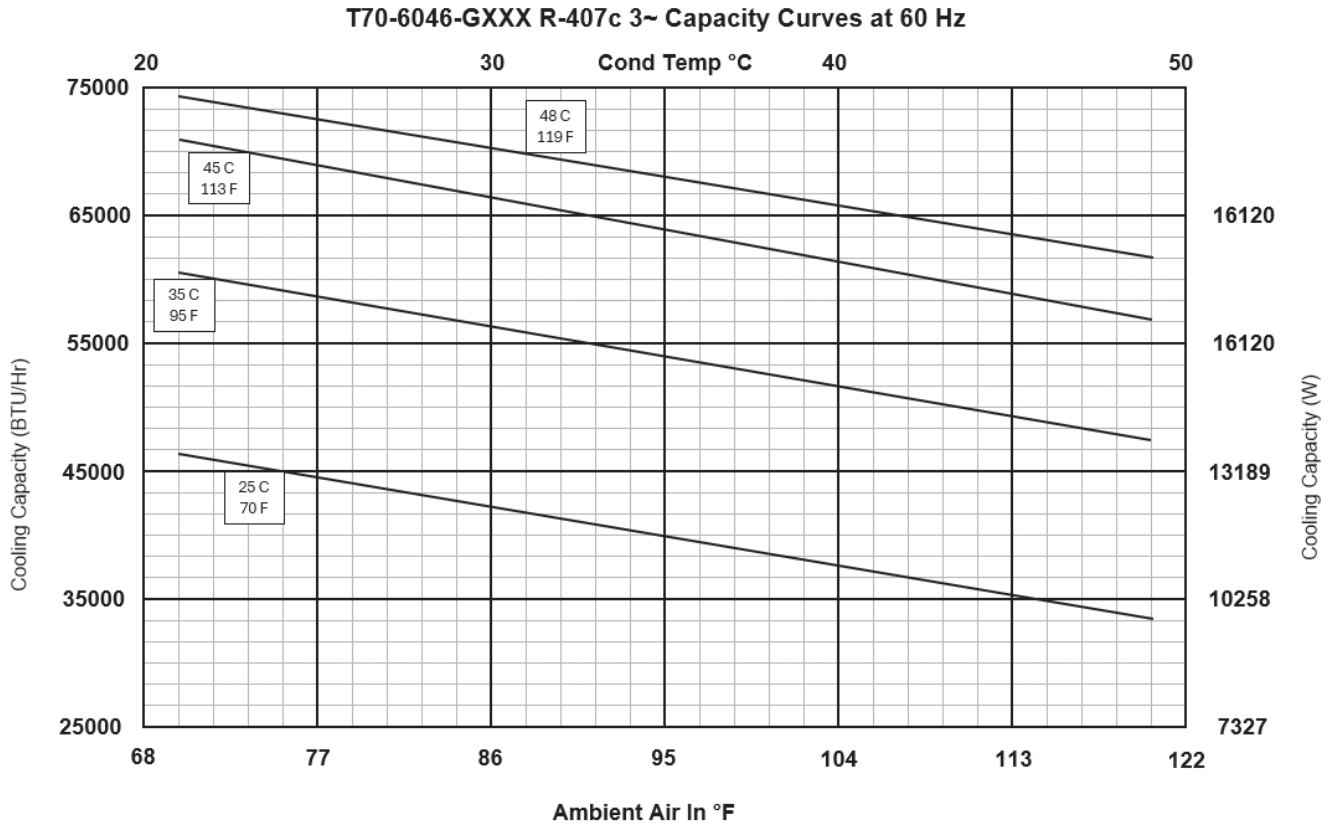

T70 1 Phase 59000 BTU/Hr. (17287 Watt) / 3 Phase 60000 BTU/Hr. (17595 Watt)

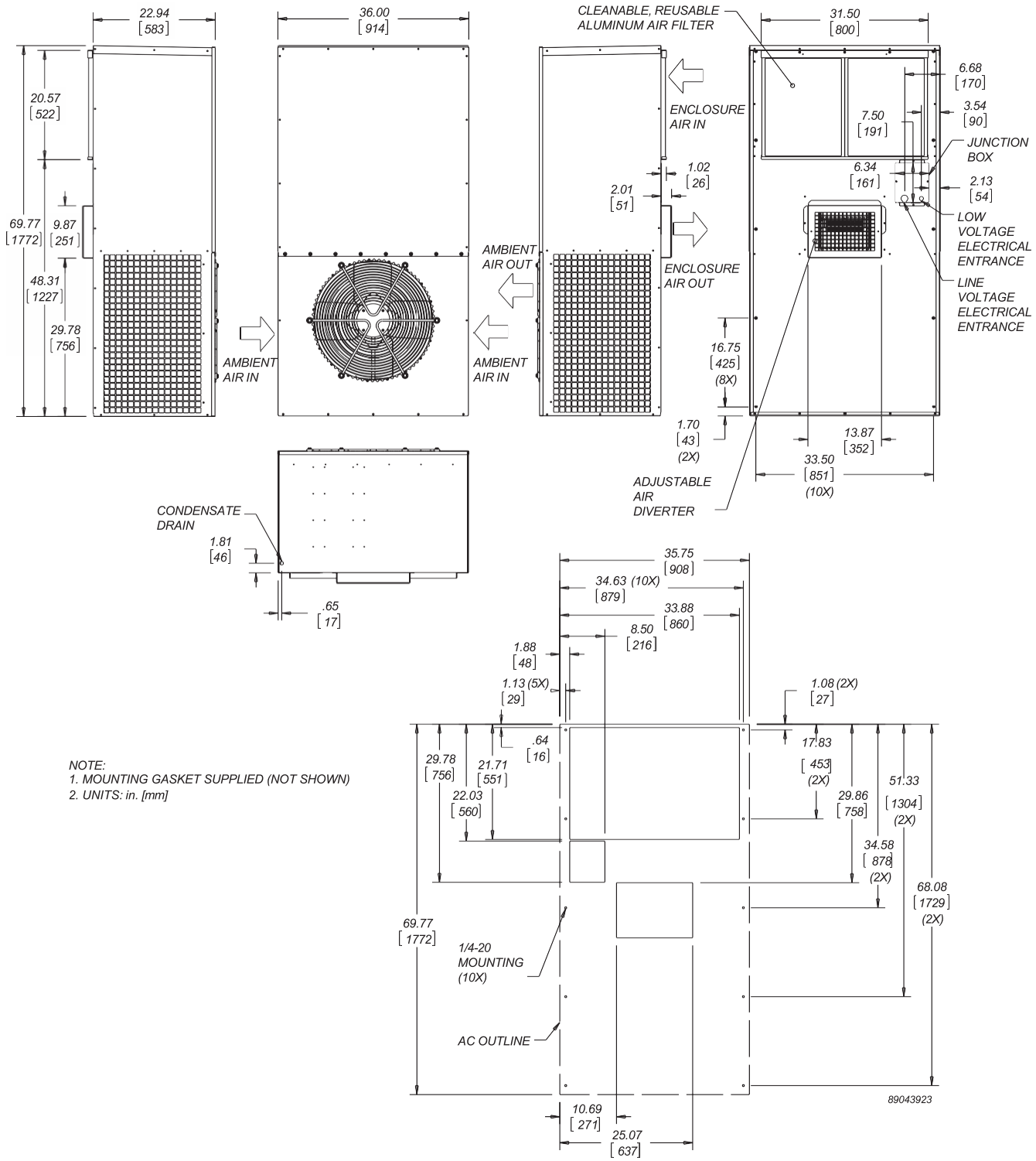

NOTE:
1. MOUNTING GASKET SUPPLIED (NOT SHOWN)
2. UNITS: in. [mm]

Cutout Dimensions

Visit www.nVent.com/HOFFMAN to download 2D and 3D CAD drawings into the overall design of your electrical system.

Our powerful portfolio of brands:

CADDY ERICO HOFFMAN ILSCO SCHROFF TRACHTE

©2025 nVent. All nVent marks and logos are owned or licensed by nVent Services GmbH or its affiliates. All other trademarks are the property of their respective owners. nVent reserves the right to change specifications without notice.

HOFFMAN-DS-Spec00735-TSERIES-EN-2505