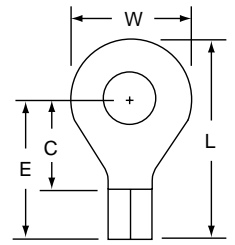




Scotchlok™ Terminals



MU18-6RHT/S thru MU4-38RHT

Ring Tongue, High Temperature, Non-Insulated, Butted Seam

Data Sheet

Product Number	Wire Range (AWG)	Stud Size	W	C	L	E	Thickness	Barrel Length	Barrel I.D.
MU18-6RHT/S	22-18	6	0.25	0.22	0.60	0.47	0.030	0.25	0.070
MU18-10RHT	22-18	10	0.33	0.29	0.70	0.54	0.030	0.25	0.070
MU14-6RHT/S	16-14	6	0.25	0.22	0.60	0.47	0.030	0.25	0.090
MU14-10RHT	16-14	10	0.33	0.29	0.70	0.54	0.030	0.25	0.090
MU14-14RHT	16-14	¼	0.56	0.40	0.93	0.65	0.030	0.25	0.090
MU10-10RHT	12-10	10	0.38	0.29	0.73	0.54	0.040	0.25	0.090
MU10-14RHT	12-10	¼	0.59	0.44	0.99	0.69	0.040	0.25	0.135
MU8-14RHT/S	8	¼	0.47	0.40	0.95	0.71	0.050	0.31	0.185
MU6-38RHT	6	⅜	0.63	0.52	1.22	0.91	0.050	0.39	0.255
MU4-38RHT	4	⅜	0.68	0.53	1.34	1.00	0.075	0.47	0.285

Specifications

Wire Size:	See Table Above
Barrel Seam:	Butted
Max. Operating Temp.:	900°F (482°C)
Max. Current:	Same as Wire
Terminal Material:	Steel
Terminal Plating:	Nickel

Installation Information

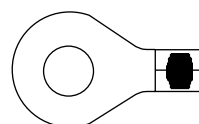
WARNING


Turn power off before installing or removing terminal. All electrical work should be done according to appropriate electrical codes.

For use on stranded copper (AWG) wire only.

Strip away the end 3/8 inch of wire insulation.

Make the crimp in the proper station of a recommended 3M crimp tool: TH-440, TH-450 (scissor style), or TR-490 (ratchet style) hand tools. For larger gauges use TH-450 (for 8 and 6 AWG): (T & B) WT 115-A, Burndy MY29-3.



 Barrel Crimp (Electrical)

Engineering Specification

Crimp-type terminals shall, electrically and mechanically, connect to a pre-stripped end of a stranded copper wire: and have a flat tongue portion with a central opening for mounting around a screw or stud.

The high temperature non-insulated, butted seam ring tongue terminal shall be nickel-plated, steel, with the tongue having a specified stud slot (size 6 thru 3/8 in.) and a butted seam barrel with a beveled I.D. for ease of stranded wire entry, sized for a specified (AWG) wire range (22-18, 16-14, 12-10, 8, 6, 4).

3M and Scotchlok are trademarks of 3M

IMPORTANT NOTICE

Before using this product, you must evaluate it and determine if it is suitable for your intended application. You assume all risks and liability associated with such use.

Warranty; Limited Remedy; Limited Liability. This product will be free from defects in material and manufacture as of the date of purchase. **3M MAKES NO OTHER WARRANTIES INCLUDING, BUT NOT LIMITED TO, ANY IMPLIED WARRANTY OF MERCHANTABILITY OR FITNESS FOR A PARTICULAR PURPOSE.** If this product is defective within the warranty period stated above, your exclusive remedy shall be, at 3M's option, to replace or repair the 3M product or refund the purchase price of the 3M product. **Except where prohibited by law, 3M will not be liable for any loss or damage arising from this 3M product, whether direct, indirect, special, incidental or consequential regardless of the legal theory asserted.**

3M

Electrical Products Division

6801 River Place Blvd.
Austin, TX 78726-9000
<http://www.3M.com/elpd>