

Terminations

Glossary of Terminations Terms	263
Cable Types for Terminating	264
3M™ Cold Shrink QT-III Silicone Rubber Terminations	265
3M™ Cold Shrink Termination QT-III 69 kV/72,5 kV	270
3M™ Cold Shrink QT-II Indoor and Outdoor Terminations	283
Tape Terminations	291



3M™ Cold Shrink Terminations



Over 30 years ago, 3M pioneered cold shrink technology. Since then, field use and laboratory analysis have repeatedly proven its merits and reliability. Through constant innovation, we have refined cold shrink products making them better than ever. They're easier to apply and built to withstand even the most punishing environmental conditions. Enhanced performance at a lower installed cost continues to make 3M the preferred choice for cold shrink solutions.

3M™ Cold Shrink terminations QT-II and QT-III are designed using 3M developed track resistant silicone rubber and Hi-K stress control material in conjunction with 3M's unique Cold Shrink delivery system.

The QT-II and the QT-III are supplied prestretched on a removable core. Removal of the core (unwind) after positioning the termination allows the product to shrink into position, providing a tight seal.

3M Cold Shrink terminations offer easy installation and reliable performance when terminating indoor and outdoor medium voltage cable.

QT-II and QT-III Cold Shrink silicone rubber is specifically formulated as a high track resistant material with hydrophobicity (water repelling action) to ensure a long life expectancy.

These Cold Shrink terminations are lightweight for either free-hanging or bracket mounting arrangements.

3M offers you two options for choosing a Cold Shrink termination. The QT-III utilizes the latest technology with built-in Hi-K stress controlling mastic and silicone sealing mastic resulting in a much more user-friendly application. The QT-III offers many of the same advantages and benefits as the QT-II but requires fewer steps for the installation.

All terminations meet or exceed IEEE 48 requirements.

CHOOSING THE RIGHT TERMINATIONS.

QUESTIONS TO ASK YOURSELF BEFORE ORDERING A TERMINATING PRODUCT.

What is Voltage Rating? 5 kV ___ 8 kV ___ 15 kV ___ 25/28 kV ___ 35 kV ___ 46 kV ___ 69 kV ___

What is Insulation Level? 100% ___ 133% ___

What is Conductor Size? _____ AWG/kcmil

What is Cable/Shielding Type? (tape, drain wire, UniShield® , LC Shielded, Jacketed Concentric Neutral, other) _____

What is Conductor Material? Copper _____ Aluminum (Al/Cu) _____

Where will the termination be mounted? Indoor ___ Outdoor ___ Cabinet Indoor ___
Vented Cabinet Outdoor ___ Heated Cabinet Outdoor ___

Relieve unwanted stress



Glossary of Terminations Terms

CLASS 1 TERMINATION

Provides electric stress control for the cable insulation shield terminus; provides complete external leakage insulation between the cable conductor(s) and ground; and provides a seal to the end of the cable against the entrance of the external environment and maintains the operating design pressure, if any, of the cable system. This class is divided into three types:

Class 1A: For use on extruded dielectric cable

Class 1B: For use on laminated dielectric cable

Class 1C: Expressly for pressure-type cable systems

CLASS 2 TERMINATION

Provides electric stress control for the cable insulation shield terminus, and provides complete external leakage insulation between the cable conductor(s) and ground.

CLASS 3 TERMINATION

Provides electric stress control for the cable insulation shield terminus.

INDOOR TERMINATION–DRY

A termination intended for use where it is protected from solar radiation and precipitation and not subject to periodic condensation, or other excessive humidity (90% RH or more). May be installed in air conditioned or heated areas.

INDOOR TERMINATION–WET

A termination intended for use where it is protected from direct exposure to both solar radiation and precipitation, but is subjected to climatic conditions that can cause condensation onto the termination surfaces.


OUTDOOR TERMINATION

A termination intended for use where it is not protected from direct exposure to either solar radiation or precipitation. These are Class 1A, 1B, or 1C terminations. Class 2 terminations may also qualify.


NOTE:

Some cables below 2 kV do not have an insulation shield. Terminations for such cables would not be required to provide electric stress control. In such cases, this provision would not be part of the definition.

Cable Types for Terminating




Tape Shielded Cable



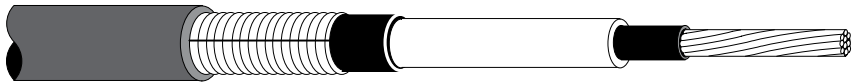
Wire Shielded Cable




UniShield® Cable




Wire Over Tape Shielded Cable



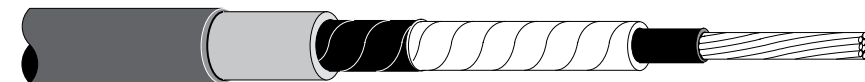
LC Shielded Cable




Concentric Neutral (CN) Cable



Jacketed Concentric Neutral (JCN) Cable



Paper Insulated Lead Covered (PILC) Cable



Non-Shielded (Dry) Cable



Non-Shielded (Wet or Dry) Cable

3M™ Cold Shrink QT-III Silicone Rubber Terminations

Single Conductor

3M™ Cold Shrink QT-III terminations offer easy installation and reliable performance when terminating indoor and outdoor medium voltage cable. The unique step-core design combined with the built-in Hi-K stress control and silicone sealing compounds means simpler installation on all types of cable. The QT-III assures long-term reliability through an improved silicone rubber body with enhanced hydrophobic recovery. UV stability and track and erosion resistance. Plus its Hi-K stress control design delivers excellent BIL performance and lower surface stress resulting in a more compact termination. Through superior engineering, 3M Cold Shrink QT-III terminations deliver maximum performance.

Meets requirements of IEEE Standard 48-1996.



3M™ Cold Shrink QT-III Outdoor Termination

3M™ Cold Shrink QT-III Indoor Tubular Termination

Kit Number	BIL	Cable Insulation O.D. Range in. (mm)	Conductor Size Range AWG and kcmil (mm ²)					UPC (054007-)
			5 kV	8.7 kV	15 kV	25/28 kV	35 kV*	
			100% 133%	100% 133%	100% 133%	100% 133%	100% 133%	

SHIELDED CABLE KITS (EACH KIT MAKES THREE TERMINATIONS)

7620-T-95	95 kV	0.32-0.59" (8,2-15,0 mm)	8-4 —	8-6 —	— —	— —	— —	41758
7621-T-95	95 kV	0.44-0.89" (11,2-22,7 mm)	2-3/0 —	4-2/0 —	— —	— —	— —	41759
7622-T-95	95 kV	0.64-1.08" (16,3-27,4 mm)	4/0-400 —	3/0-300 —	— —	— —	— —	
7624-T-95	95 kV	0.83-1.53" (21,1-38,9 mm)	500-750 —	350-750 —	— —	— —	— —	
7625-T-95	95 kV	1.05-1.80" (26,7-45,7 mm)	700-1500 —	600-1250 —	— —	— —	— —	
7622-T-110	110 kV	0.64-1.08" (16,3-27,4 mm)	4/0-400	3/0-300	2-3/0 (35-95 mm ²)	—	—	41760
7624-T-110	110 kV	0.83-1.53" (21,1-38,9 mm)	500-750	350-700	4/0-500 (120-240 mm ²)	—	—	41761
7625-T-110	110 kV	1.05-1.80" (26,7-45,7 mm)	700-1500	600-1250	500-1000 (240-500 mm ²)	—	—	41762
7626-T-110	110 kV	1.53-2.32" (38,9-58,9 mm)	1750-2000	1500-2000	1250-2000 (500-1000 mm ²)	—	—	41763
7693-T-150	150 kV	0.72-1.29" (18,3-32,8 mm)	300-500	250-500	2/0-300 (70-150 mm ²)	2-4/0 (35-120 mm ²)	2-2/0 (35-70 mm ²)	41778
7695-T-150	150 kV	1.05-1.80" (26,7-45,7 mm)	700-1500	600-1250	500-1000 (240-500 mm ²)	250-800 (150-400 mm ²)	3/0-600 (95-325 mm ²)	41779
7696-T-150	150 kV	1.53-2.32" (38,9-58,9 mm)	1750-2000	1500-2000	1250-2000 (500-1000 mm ²)	900-1750 (500-800 mm ²)	700-1500 (400-725 mm ²)	41780

CONCENTRIC AND JACKETED CONCENTRIC CABLE KITS (EACH KIT MAKES ONE TERMINATION)

7642-T-110	110 kV	0.64-1.08" (16,3-27,4 mm)	4/0-400	3/0-300	2-4/0 (35-120 mm ²)	—	—	41764
7644-T-110	110 kV	0.83-1.53" (21,1-38,9 mm)	500-750	350-700	4/0-500 (120-240 mm ²)	—	—	41766
7645-T-110	110 kV	1.05-1.80" (26,7-45,7 mm)	700-1500	600-1250	500-1000 (240-500 mm ²)	—	—	41768
7646-T-110	110 kV	1.53-2.32" (38,9-58,9 mm)	1750-2000	1500-2000	1250-2000 (500-1000 mm ²)	—	—	41770
7653-T-150	150 kV	0.72-1.29" (18,3-32,8 mm)	300-500	250-500	2/0-300 (70-150 mm ²)	2-4/0 (35-120 mm ²)	2-2/0 (35-70 mm ²)	41772
7655-T-150	150 kV	1.05-1.80" (26,7-45,7 mm)	700-1500	600-1250	500-1000 (240-500 mm ²)	250-800 (150-400 mm ²)	3/0-600 (95-325 mm ²)	41774
7656-T-150	150 kV	1.53-2.32" (38,9-58,9 mm)	1750-2000	1500-2000	1250-2000 (500-1000 mm ²)	900-1750 (500-800 mm ²)	700-1500 (400-725 mm ²)	41776

HIGH FAULT CURRENT CABLE KITS (EACH KIT MAKES ONE TERMINATION)

7642-T-HSG-110	110 kV	0.64-1.08" (16,3-27,4 mm)	4/0-400	3/0-300	2-4/0 (35-120 mm ²)	—	—	41765
7644-T-HSG-110	110 kV	0.83-1.53" (21,1-38,9 mm)	500-750	350-700	4/0-500 (120-240 mm ²)	—	—	41767
7645-T-HSG-110	110 kV	1.05-1.80" (26,7-45,7 mm)	700-1500	600-1250	500-1000 (240-500 mm ²)	—	—	41769

3M™ Cold Shrink QT-III Indoor Tubular Termination

Kit Number	BIL	Cable Insulation O.D. Range in. (mm)	Conductor Size Range AWG and kcmil (mm ²)					UPC (054007-)
			5 kV	8.7 kV	15 kV	25/28 kV	35 kV*	
			100% 133%	100% 133%	100% 133%	100% 133%	100% 133%	
7646-T-HSG-110	110 kV	1.53-2.32" (38,9-58,9 mm)	1750-2000	1500-2000	1250-2000 (500-1000 mm ²)	—	—	41771

HIGH FAULT CURRENT CABLE KITS CONTINUED (EACH KIT MAKES ONE TERMINATION)

7653-T-HSG-150	150 kV	0.72-1.29" (18,3-32,8 mm)	300-500	250-500	2/0-300 (70-150 mm ²)	2-4/0 (35-120 mm ²)	2-2/0 (35-120 mm ²)	41773
7655-T-HSG-150	150 kV	1.05-1.80" (26,7-45,7 mm)	700-1500	600-1250	500-1000 (240-500 mm ²)	250-800 (150-400 mm ²)	3/0-600 (95-325 mm ²)	41775
7656-T-HSG-150	150 kV	1.53-2.32" (38,9-58,9 mm)	1750-2000	1500-2000	1250-2000 (500-1000 mm ²)	900-1750 (500-800 mm ²)	700-1500 (400-725 mm ²)	41777

*150 kV impulse level meets the impulse requirements for 35 kV class equipment where indoor terminations are used.

3M™ Cold Shrink QT-III Indoor Tubular Termination

Kit Number	BIL	Cable Insulation O.D. Range in. (mm)	Conductor Size Range AWG and kcmil (mm ²)					UPC (054007-)
			5 kV	8.7 kV	15 kV	25/28 kV	35 kV	

SHIELDED CABLE KITS (EACH KIT MAKES THREE TERMINATIONS)

7620-S-2	95 kV	0.32-0.59" (8,2-15,0v mm)	8-4	8-6	—	—	—	42168
7621-S-2	95 kV	0.44-0.89" (11,2-22,7 mm)	2-3/0	4-2/0	—	—	—	42169
7622-S-2	110 kV	0.64-1.08" (16,3-27,4 mm)	4/0-400	3/0-300	2-4/0 (35-120 mm ²)	—	—	42170
7692-S-4	150 kV	0.64-1.08" (16,3-27,4 mm)	4/0-400	3/0-300	2-4/0 (35-120 mm ²)	2-1/0 (35-50 mm ²)	—	42211
7693-S-4	150 kV	0.72-1.29" (18,3-32,8 mm)	300-500	250-500	2/0-300 (70-150 mm ²)	2-4/0 (35-120 mm ²)	—	42212
7694-S-4	150 kV	0.83-1.53" (21,1-38,9 mm)	500-750	350-700	4/0-500 (120-240 mm ²)	2/0-250 (70-150 mm ²)	—	42213
7695-S-4	150 kV	1.05-1.80" (26,7-45,7 mm)	700-1500	600-1250	500-1000 (240-500 mm ²)	250-800 (125-400 mm ²)	—	42214
7696-S-4	150 kV	1.53-2.32" (38,9-58,9 mm)	1750-2000	1500-2000	1250-2000 (625-1000 mm ²)	900-1750 (500-800 mm ²)	—	42215
7683-S-8	200 kV	0.72-1.29" (18,3-32,8 mm)	300-500	250-500	2/0-300 (70-150 mm ²)	2-4/0 (35-120 mm ²)	2-2/0 (35-70 mm ²)	42465
7684-S-8	200 kV	0.83-1.53" (21,1-38,9 mm)	500-750	350-700	4/0-500 (120-240 mm ²)	2/0-250 (70-150 mm ²)	2-4/0 (35-120 mm ²)	42466
7685-S-8	200 kV	1.05-1.80" (26,7-45,7 mm)	700-1500	600-1250	500-1000 (240-500 mm ²)	250-800 (125-400 mm ²)	3/0-600 (95-325 mm ²)	42467
7686-S-8	200 kV	1.53-2.32" (38,9-58,9 mm)	1750-2000	1500-2000	1250-2000 (625-1000 mm ²)	900-1750 (500-800 mm ²)	700-1500 (400-725 mm ²)	42468

CONCENTRIC AND JACKETED CONCENTRIC CABLE KITS (EACH KIT MAKES ONE TERMINATION)

7642-S-2	110 kV	0.64-1.08" (16,3-27,4 mm)	4/0-400	3/0-300	2-4/0 (35-120 mm ²)	—	—	42011
7652-S-4	150 kV	0.64-1.08" (16,3-27,4 mm)	4/0-400	3/0-300	2-4/0 (35-120 mm ²)	2-1/0 (35-120 mm ²)	—	42178
7653-S-4	150 kV	0.72-1.29" (18,3-32,8 mm)	300-500	250-500	2/0-300 (70-150 mm ²)	2-4/0 (35-120 mm ²)	—	42192

3M™ Cold Shrink QT-III Indoor Tubular Termination

Kit Number	BIL	Cable Insulation O.D. Range in. (mm)	Conductor Size Range		15 kV	25/28 kV	35 kV	UPC (054007-)
			5 kV	8.7 kV				
7654-S-4	150 kV	0.83-1.53" (21,1-38,9 mm)	500-750	350-700	4/0-500 (120-240 mm ²)	2/0-250 (70-150 mm ²)	—	42203
7655-S-4	150 kV	1.05-1.80" (26,7-45,7 mm)	700-1500	600-1250	500-1000 (240-500 mm ²)	250-800 (150-400 mm ²)	—	42208
7656-S-4	150 kV	1.53-2.32" (38,9-58,9 mm)	1750-2000	1500-2000	1250-2000 (625-1000 mm ²)	900-1750 (500-800 mm ²)	—	42210
7663-S-8	200 kV	0.72-1.29" (18,3-32,8 mm)	300-500	250-500	2/0-300 (70-150 mm ²)	2-4/0 (35-120 mm ²)	2-2/0 (35-70 mm ²)	42433
7664-S-8	200 kV	0.83-1.53" (21,1-38,9 mm)	500-750	350-700	4/0-500 (120-240 mm ²)	2/0-250 (70-150 mm ²)	2-4/0 (35-120 mm ²)	42447
7665-S-8	200 kV	1.05-1.80" (26,7-45,7 mm)	700-1500	600-1250	500-1000 (240-500 mm ²)	250-800 (150-400 mm ²)	3/0-600 (95-325 mm ²)	42461
7666-S-8	200 kV	1.53-2.32" (38,9-58,9 mm)	1750-2000	1500-2000	1250-2000 (625-1000 mm ²)	900-1750 (500-800 mm ²)	700-1500 (400-725 mm ²)	42463
HIGH FAULT CURRENT CABLE KITS (EACH KIT MAKES ONE TERMINATION)								
7652-S-HSG-4	150 kV	0.64-1.08" (16,3-27,4 mm)	4/0-400	3/0-300	2-4/0 (35-120 mm ²)	2-1/0 (35-50 mm ²)	—	42171
7653-S-HSG-4	150 kV	0.72-1.29" (18,3-32,8 mm)	300-500	250-500	2/0-300 (70-150 mm ²)	2-4/0 (35-120 mm ²)	—	42185
7654-S-HSG-4	150 kV	0.83-1.53" (21,1-38,9 mm)	500-750	350-700	4/0-500 (120-240 mm ²)	2/0-250 (70-150 mm ²)	—	42199
7655-S-HSG-4	150 kV	1.05-1.80" (26,7-45,7 mm)	700-1500	600-1250	500-1000 (240-500 mm ²)	250-800 (150-400 mm ²)	—	42207
7656-S-HSG-4	150 kV	1.53-2.32" (38,9-58,9 mm)	1750-2000	1500-2000	1250-2000 (625-1000 mm ²)	900-1750 (500-800 mm ²)	—	42209
7663-S-HSG-8	200 kV	0.72-1.29" (18,3-32,8 mm)	300-500	250-500	2/0-300 (70-150 mm ²)	2-4/0 (35-120 mm ²)	2-2/0 (35-70 mm ²)	42440
7664-S-HSG-8	200 kV	0.83-1.53" (21,1-38,9 mm)	500-750	350-700	4/0-500 (120-240 mm ²)	2/0-250 (70-150 mm ²)	2-4/0 (35-120 mm ²)	42454
7665-S-HSG-8	200 kV	1.05-1.80" (26,7-45,7 mm)	700-1500	600-1250	500-1000 (240-500 mm ²)	250-800 (125-400 mm ²)	3/0-600 (95-325 mm ²)	42462
7666-S-HSG-8	200 kV	1.53-2.32" (38,9-58,9 mm)	1750-2000	1500-2000	1250-2000 (625-1000 mm ²)	900-1750 (500-800 mm ²)	700-1500 (400-725 mm ²)	42464
INVERTED KITS FOR SHIELDED CABLE (EACH KIT MAKES THREE TERMINATIONS)								
7622-S-INV-2	110 kV	0.64-1.08" (16,3-27,4 mm)	4/0-400	3/0-300	2-4/0 (35-120 mm ²)	—	—	43016
7693-S-INV-4	200 kV	0.72-1.29" (18,3-32,8 mm)	300-500	250-500	2/0-300 (70-150 mm ²)	2-4/0 (35-120 mm ²)	2-2/0 (35-70 mm ²)*	43017
7695-S-INV-4	200 kV	1.05-1.80" (26,7-45,7 mm)	700-1500	600-1250	350-1000 (240-500 mm ²)	250-800 (150-400 mm ²)	3/0-600 (95-325 mm ²)*	43018
7696-S-INV-4	200 kV	1.53-2.32" (38,9-58,9 mm)	1750-2000	1500-2000	1250-2000 (500-1000 mm ²)	900-1750 (500-800 mm ²)	700-1500 (400-725 mm ²)*	43019
INVERTED KITS FOR CONCENTRIC AND JACKETED CONCENTRIC CABLE (EACH KIT MAKES ONE TERMINATION)								
7642-S-INV-2	110 kV	0.64-1.08" (16,3-27,4 mm)	4/0-400	3/0-300	2-4/0 (35-120 mm ²)	—	—	04622
7653-S-INV-4	200 kV	0.72-1.29" (18,3-32,8 mm)	300-500	250-500	2/0-300 (70-150 mm ²)	2-4/0 (35-120 mm ²)	2-2/0 (35-70 mm ²)*	04625
7655-S-INV-4	200 kV	1.05-1.80" (26,7-45,7 mm)	700-1500	600-1250	500-1000 (240-500 mm ²)	250-800 (150-400 mm ²)	3/0-600 (95-325 mm ²)*	04623

3M™ Cold Shrink QT-III Indoor Tubular Termination

Kit Number	BIL	Cable Insulation O.D. Range in. (mm)	Conductor Size Range AWG and kcmil (mm ²)					UPC (054007-)
			5 kV	8.7 kV	15 kV	25/28 kV	35 kV	
7656-S-INV-4	200 kV	1.53-2.32" (38,9-58,9 mm)	1750-2000	1500-2000	1250-2000 (625-1000 mm ²)	900-1750 (500-800 mm ²)	700-1500 (400-725 mm ²)*	04624

3M™ Cold Shrink QT-III Silicone Rubber Termination with Top Insulator*

Kit Number	BIL	Cable Insulation O.D. Range in. (mm)	Cable & Drop Wire O.D. Range in. (mm)	Conductor Size Range AWG and kcmil (mm ²)				UPC (054007-)
				5 kV	8.7 kV	15 kV	25/28 kV	
CONCENTRIC AND JACKETED CONCENTRIC CABLE KITS WITH TOP INSULATOR (EACH KIT MAKES ONE TERMINATION)								
7642-S-2-TI	110 kV	0.64-1.08" (16,3-27,4 mm)	0.97-1.48" (24,6-37,6 mm)	4/0-400	3/0-300	2-4/0 (35-120 mm ²)	—	—
7652-S-4-TI	150 kV	0.64-1.08" (16,3-27,4 mm)	0.51-0.82" (12,9-20,8 mm)	4/0-400	3/0-300	2-4/0 (35-120 mm ²)	2-1/0 (35-50 mm ²)	43409
7653-S-4-TI	150 kV	0.72-1.29" (18,3-32,8 mm)	0.62-1.0" (15,7-25,4 mm)	300-500	250-500	2/0-300 (70-150 mm ²)	2-4/0 (35-120 mm ²)	43410
7654-S-4-TI	150 kV	0.83-1.53" (21,1-38,9 mm)	0.66-1.18" (16,7-30,0 mm)	500-750	350-700	4/0-500 (120-240 mm ²)	2/0-250 (70-150 mm ²)	43411
7655-S-4-TI	150 kV	1.05-1.80" (26,7-45,7 mm)	0.69-1.30" (17,5-33,0 mm)	700-1500	600-1250	500-1000 (240-500 mm ²)	250-800 (150-400 mm ²)	43412
7656-S-4-TI	150 kV	1.53-2.32" (38,9-58,9 mm)	1.05-1.94" (26,6-49,3 mm)	1750-2000	1500-2000	1250-2000 (625-1000 mm ²)	900-1750 (500-800 mm ²)	43413

*Top insulator is a cold shrink silicone rubber tube provided on a removable core for easy installation on a jumper wire. Provides additional circuit protection against animal damage (i.e. squirrels) and environmental corrosion.

3M™ Cold Shrink Termination QT-III 69 kV/72,5 kV

The 3M Cold Shrink Terminations 7672-S-8 Series QT-III are designed for use on 69 kV or 72,5 kV polymeric power cable. Because they are cold shrink, installers do not need to use a torch, and they are easy to install. The silicone insulator also makes them lightweight, so there is no need for a crane. Each kit includes instructions for Jacketed Concentric Neutral (JCN), Tape Shield (TS), Longitudinally Corrugated (LC), Tape over Wire (TOW) and Wire over Tape (WOT) cable constructions. The kits are packaged one termination per kit. Lugs must be purchased separately.



7672-S-8 Termination

- Accommodates cables with 650-mil (16.5 mm) insulation thickness
- Rated for 350 kV BIL performance levels
- Meets or exceeds the requirements of both IEEE 48, Class 1 for 69 kV and IEC 60840 for 72,5 kV terminations for outdoor applications

7672-S-8 (RW) Termination

- Accommodates cables with a reduced wall insulation thickness of 400 to 470-mil (10.2 to 11.9 mm)
- Rated for 325 kV BIL performance levels
- Meets or exceeds the requirements of IEC 60840 for 72,5 kV terminations for outdoor applications

Termination Selection Guide

Kit Part Number	Insulation Thickness in. (mm)	Primary Insulation OD Range in. (mm)	Jacket OD Range in. (mm)	Conductor Size Range by Cable Type kcmil (mm ²)			
				Tape Shield (TS)	Jacketed Concentric Neutral (JCN)*	Longitudinally Corrugated (LC/HSG)**	Tape over Wire or Wire over Tape (TOW or WOT)
7672-S-8	0.650" (16.5 mm)	1.94-3.08" (49.3-78.2 mm)	2.45-3.35" (62.2-85.1 mm)	250-1750 (120-850)	250-1750 (120-850)	250-1750 (120-850)	250-1000 (120-500)
7672-S-8 (RW)	0.400-0.470" (10.2-11.9 mm)	1.44-2.58" (36.6-65.5 mm)	1.95-3.11" (49.5-79.0 mm)	250-1750 (120-850)	250-2000 (120-1000)	250-1750 (120-850)	250-1000 (120-500)

* Can be used with Jacketed Concentric Neutral (JCN) Cables having a Jacket OD to 3.61" (91.7 mm) maximum.

**For Corrugated Armor Cables, please contact 3M Representative for sizing information.

The final determining factors governing product selection are Primary Insulation O.D. and Jacket O.D.

3M Three Conductor Cable Termination Kits QT-III

3M™ Three Conductor Cable Termination Kits 7600 Series are designed to terminate medium voltage power cables rated up to 35 kV. 7600-3G series kits are designed for three conductor cables with internal ground wires. 7600-3W series kits are designed for three conductor cables without internal ground wires. 7600-RJS series kits are designed for cabinet-mount installations and can be used on cables with, or without, internal ground wires.

Each termination kit has all of the materials required to make a three conductor termination (except lugs, which must be ordered separately).

Kit components include:

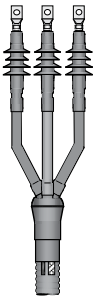
- Three QT-III Silicone Rubber Termination assemblies, tubular or skirted depending upon the termination environment and location
- Three four-foot RJS Silicone Rubber Rejacketing Sleeve assemblies
- The 7600-3G and 7600-3W Series kits also include a silicone rubber breakout boot



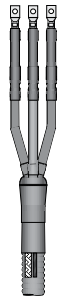
3M™ QT-III Silicone Rubber

Termination Type Selection Guide for 3M Three Conductor Cable 7600 Series

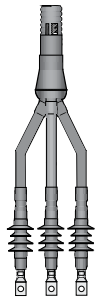
Kit Series	Insulator Configuration	Installation Environment	Orientation	For Cable Type(s) (With or Without Ground Wires)
7600-S-3G	Skirted	Outdoor	Normal	With ground wires
7600-T-3G	Tubular	Indoor	Normal	With ground wires
7690-S-INV-3G	Skirted	Outdoor	Inverted	With ground wires
7600-S-3-RJS	Skirted	Indoor-Cabinet Mount (No Breakout Boot)	Normal	With or without ground wires
7600-T-3-RJS	Tubular	Indoor-Cabinet Mount (No Breakout Boot)	Normal	With or without ground wires
7690-S-INV-3-RJS	Skirted	Indoor-Cabinet Mount (No Breakout Boot)	Inverted	With or without ground wires
7600-S-3W	Skirted	Outdoor	Normal	Without ground wires
7600-T-3W	Tubular	Indoor	Normal	Without ground wires
7690-S-INV-3W	Skirted	Outdoor	Inverted	Without ground wires



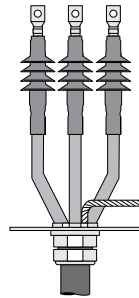
7600-S-3G



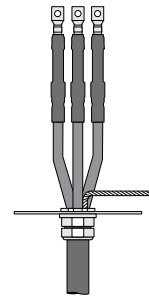
7600-T-3G



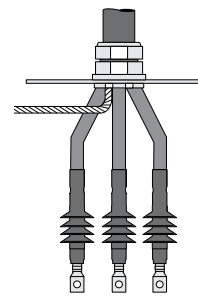
7690-S-INV-3G



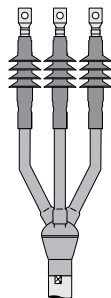
7600-S-3-RJS



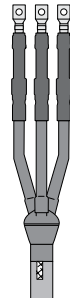
7600-T-3-RJS



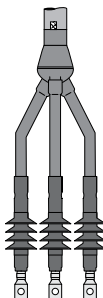
7690-S-INV-3-RJS



7600-S-3W

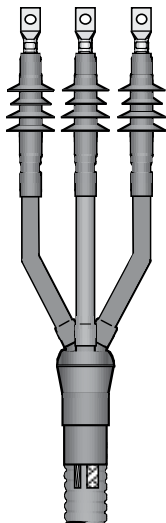


7600-T-3W



7690-S-INV-3W

7600-S-3G Series — Kit Selection Guide



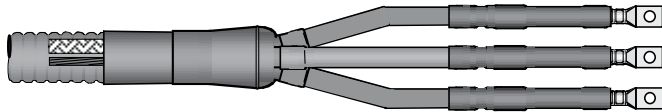
7600-S-3G

Selection Guide for 3M™ Three Conductor Kit 7600 Series

Kit Number	BIL (kV)	Cable Insulation Range (inches)	Cable O.D. (inches)	5 kV (AWG/kcmil)		8.7 kV (AWG/kcmil)		15 kV (AWG/kcmil)		UPC (054007-)
				100%	133%	100%	133%	100%	133%	
				7620-S-2-3G	95	0.33-0.50"	2.20"	8-2	6-4	
7621-S-2-3G	95	0.50-0.70"	2.80"	1-3/0	2-2/0	2-2/0	2-2/0	2-1	–	43680
7622-S-2-3G	110	0.70-0.92"	3.30"	4/0-350	3/0-350	3/0-350	3/0-350	1/0-4/0	2-3/0	43681
7691-S-4-3G	150	0.50-0.70"	2.80"	1-3/0	2-2/0	2-2/0	2-2/0	2-1	–	43682
7692-S-4-3G	150	0.70-0.92"	3.30"	4/0-350	3/0-350	3/0-350	3/0-350	1/0-4/0	2-3/0	43683
7693-S-4-3G	150	0.92-1.18"	3.90"	400-500	400-500	400-500	400-500	250-350	4/0-350	43684
7695-S-4-3G	150	1.18-1.51"	4.50"	700-1000	700-1000	700-1000	700-1000	500-750	500-750	43685

Kit Number	BIL (kV)	Cable Insulation Range (inches)	Cable O.D. (inches)	25 kV (AWG/kcmil)		35 kV (AWG/kcmil)		UPC (054007-)
				100%	133%	100%	133%	
				7692-S-4-3G	150	0.70-0.92"	3.30"	
7693-S-4-3G	150	0.92-1.18"	3.90"	2/0-250	1-4/0	–	–	43684
7695-S-4-3G	150	1.18-1.51"	4.50"	350-500	250-500	–	–	43685
7684-S-8-3G	200	0.92-1.18"	3.90"	2/0-250	1-4/0	1/0-3/0	–	43686
7685-S-8-3G	200	1.18-1.51"	4.50"	350-500	250-500	4/0-500	1/0-350	43687

7600-T-3G Series — Kit Selection Guide



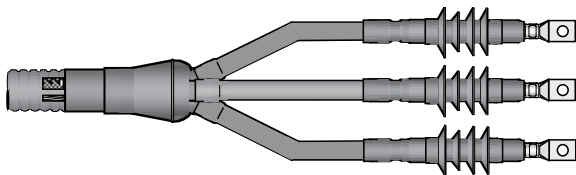
7600-T-3G

Selection Guide for 3M™ Three Conductor Kit 7600 Series

Kit Number	BIL (kV)	Cable Insulation Range (inches)	Cable O.D. (inches)	5 kV (AWG/kcmil)		8.7 kV (AWG/kcmil)		15 kV (AWG/kcmil)		25 kV (AWG/kcmil)		35 kV* (AWG/kcmil)		UPC (054007-)
				100%	133%	100%	133%	100%	133%	100%	133%	100%	133%	
7620-T-95-3G	95	0.33-0.50"	2.20"	8-2	6-4	6-4	6-4	-	-	-	-	-	-	43664
7621-T-95-3G	95	0.50-0.70"	2.80"	1-3/0	2-2/0	2-2/0	2-2/0	-	-	-	-	-	-	43665
7623-T-95-3G	95	0.70-0.92"	3.30"	4/0-350	3/0-350	3/0-350	3/0-350	-	-	-	-	-	-	43666
7624-T-95-3G	95	0.92-1.18"	3.90"	400-500	400-500	400-500	400-500	-	-	-	-	-	-	43667
7625-T-95-3G	95	1.18-1.51"	4.50"	700-1000	700-1000	700-1000	700-1000	-	-	-	-	-	-	43668
7621-T-110-3G	110	0.50-0.70"	2.80"	1-3/0	2-2/0	2-2/0	2-2/0	2-1	-	-	-	-	-	43669
7622-T-110-3G	110	0.70-0.92"	3.30"	4/0-350	3/0-350	3/0-350	3/0-350	1/0-4/0	2-3/0	-	-	-	-	43670
7624-T-110-3G	110	0.92-1.18"	3.90"	400-500	400-500	400-500	400-500	250-350	4/0-350	-	-	-	-	43671
7625-T-110-3G	110	1.18-1.51"	4.50"	700-1000	700-1000	700-1000	700-1000	500-750	500-750	-	-	-	-	43673
7693-T-150-3G	150	0.70-0.92"	3.30"	4/0-350	3/0-350	3/0-350	3/0-350	1/0-4/0	2-3/0	1/0-4/0	-	-	-	43674
7694-T-150-3G	150	0.92-1.18"	3.90"	400-500	400-500	400-500	400-500	250-350	4/0-350	2/0-250	1-4/0	1/0-3/0	-	43676
7695-T-150-3G	150	1.18-1.51"	4.50"	700-1000	700-1000	700-1000	700-1000	500-750	500-750	350-500	250-500	4/0-500	1/0-350	43675

*150 kV impulse level meets the impulse requirements for 35 kV class equipment where indoor terminations are used.

7690-S-3-INV-3G Series — Kit Selection Guide

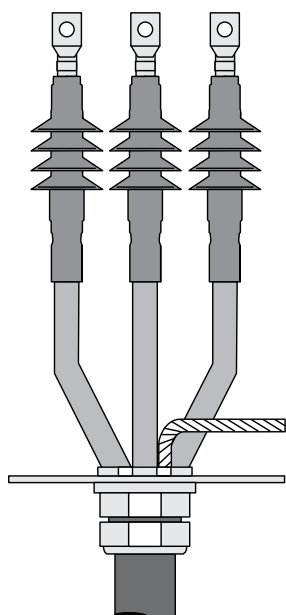


7690-5-3-INV-3G

Selection Guide for 3M™ Three Conductor Kit 7600 Series

Kit Number	Cable Insulation Range (inches)	Cable O.D. (inches)	5 kV (AWG/kcmil)		8.7 kV (AWG/kcmil)		15 kV (AWG/kcmil)		25 kV (AWG/kcmil)		UPC (054007-)
			100%	133%	100%	133%	100%	133%	100%	133%	
7693-S-4-INV-3G	0.92-1.18"	3.90"	400-500	400-500	400-500	400-500	250-350	4/0-350	2/0-250	1-4/0	43677
7695-S-4-INV-3G	1.18-1.51"	4.50"	700-1000	700-1000	700-1000	700-1000	500-750	500-750	350-500	250-500	43678

7600-S-3-RJS Series — Kit Selection Guide

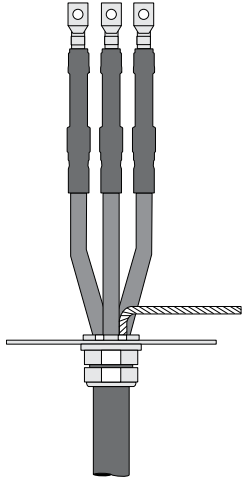


7600-S-3-RJS

Selection Guide for 3M™ Three Conductor Kit 7600 Series

Kit Number	BIL kV	Cable Insulation Range in. (mm)	3.3 kV (mm ²) IES	3.3 kV (mm ²) JIS	5.0 kV (AWG) AEIC	6.6 kV (mm ²) JIS	6.6 kV (mm ²) IEC	8.7 kV (AWG) AEIC	10 kV (mm ²) IEC	15 kV (mm ²) IEC	15 kV (AWG) AEIC	20 kV (mm ²) IEC	25/28 kV (AWG) AEIC	30 kV (mm ²) IEC	35 kV (AWG) AEIC	UPC (054007-)
7620-S-2-3-RJS	95	0.33-0.50" (8.40-12.7 mm)	16-35	8-22	8-2	—	16-25	6-4	—	—	—	—	—	—	—	04722
7621-S-2-3-RJS	95	0.50-0.70" (12.7-17.8 mm)	50-95	38-60	1-3/0	—	35-70	2-2/0	10-50	16-25	—	—	—	—	—	04723
7622-S-2-3-RJS	110	0.70-0.92" (17.8-23.4 mm)	120-185	100-150	4/0-400	60-100	95-150	3/0-350	70-150	35-95	1/0-4/0	—	—	—	—	04724
7691-S-4-3-RJS	150	0.50-0.70" (12.7-17.8 mm)	50-95	38-60	1-3/0	—	35-70	2-2/0	10-50	16-25	2-1	—	—	—	—	04725
7692-S-4-3-RJS	150	0.70-0.92" (17.8-23.4 mm)	120-185	100-150	4/0-400	60-100	95-150	3/0-350	70-150	35-95	1/0-4/0	25-70	2-1/0	—	—	04726
7693-S-4-3-RJS	150	0.92-1.18" (23.4-30.0 mm)	240-300	200-250	500-750	150-250	185-300	400-600	185-300	120-185	250-450	95-185	2/0-250	—	—	04727
7695-S-4-3-RJS	150	1.18-1.52" (30.0-38.6 mm)	—	300-325	800-1000	300-325	—	750-1000	—	200-325	500-750	240-300	300-500	—	—	04728
7684-S-8-3-RJS	200	0.92-1.18" (23.4-30.0 mm)	240-300	200-250	500-750	150-250	185-300	400-600	185-300	120-185	250-450	95-185	2/0-250	35-70	1/0-3/0	04729
7685-S-8-3-RJS	200	1.18-1.52" (30.0-38.6 mm)	—	300-325	800-1000	300-325	—	750-1000	—	200-325	500-750	240-300	300-500	95-240	4/0-500	04730

7600-T-3-RJS Series — Kit Selection Guide



7600-T-3-RJS

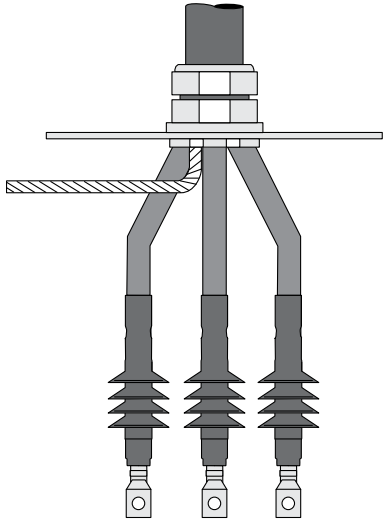
Selection Guide for 3M™ Three Conductor Kit 7600 Series

Kit Number	BIL kV	Cable Insulation Range in. (mm)	3.3 kV (mm) IEC	3.3 kV (mm) JIS	5.0 kV (AWG) AEIC	6.6 kV (mm) JIS	6.6 kV (mm) IEC	8.7 kV (AWG) AEIC	10 kV (mm) IEC	15 kV (mm) IEC	15 kV (AWG) AEIC	20 kV (mm) IEC	25/28 kV (AWG) AEIC	35 kV* (AWG) AEIC	UPC (054007-)
7620-T-95-3-RJS	95	0.33-0.50" (8.40-12.7 mm)	16-35	8-22	8-2	—	16-25	6-4	—	—	—	—	—	—	04810
7621-T-95-3-RJS	95	0.50-0.70" (12.7-17.8 mm)	50-95	38-60	1-3/0	—	35-70	2-2/0	10-50	16-25	—	—	—	—	04586
7623-T-95-3-RJS	95	0.70-0.92" (17.8-23.4 mm)	120-185	100-150	4/0-400	—	95-150	3/0-350	70-150	35-95	—	—	—	—	04707
7624-T-95-3-RJS	95	0.92-1.18" (23.4-30.0 mm)	240-300	200-250	500-750	—	185-300	400-600	185-300	120-185	—	—	—	—	04708
7621-T-110-3-RJS	110	0.50-0.70" (12.7-17.8 mm)	50-95	38-60	1-3/0	14-38	35-70	2-2/0	10-50	16-25	2-1	—	—	—	04710
7622-T-110-3-RJS	110	0.70-0.92" (17.8-23.4 mm)	120-185	100-150	4/0-400	60-100	95-150	3/0-350	70-150	35-95	1/0-4/0	—	—	—	04711
7624-T-110-3-RJS	110	0.92-1.18" (23.4-30.0 mm)	240-300	200-250	500-750	150-250	185-300	400-600	185-300	120-185	250-450	—	—	—	04712
7625-T-110-3-RJS	110	1.18-1.52" (30.0-38.6 mm)	—	300-325	800-1000	300-325	—	750-1000	—	200-325	500-750	—	—	—	04713
7624-T-125-3-RJS	125	0.92-1.18" (23.4-30.0 mm)	240-300	200-250	500-750	150-250	185-300	400-600	185-300	120-185	250-450	95-185	—	—	04715
7625-T-125-3-RJS	125	1.18-1.52" (30.0-38.6 mm)	—	300-325	800-1000	300-325	—	750-1000	—	200-325	500-750	240-300	—	—	04716
7693-T-150-3-RJS	150	0.70-0.92" (17.8-23.4 mm)	120-185	100-150	4/0-400	60-100	95-150	3/0-350	70-150	35-95	1/0-4/0	25-70	2-1/0	—	04717
7694-T-150-3-RJS	150	0.92-1.18" (23.4-30.0 mm)	240-300	200-250	500-750	150-250	185-300	400-600	185-300	120-185	250-450	95-185	2/0-250	1/0-3/0	04718
7695-T-150-3-RJS	150	1.18-1.52" (30.0-38.6 mm)	—	300-325	800-1000	300-325	—	750-1000	—	200-325	500-750	240-300	300-500	4/0-500	04719

Final determining factor is cable insulation diameter. Listed insulation ranges allow +0.10" (2.54 mm) for shielding.

*150 kV impulse level meets the impulse requirements for 35 kV class equipment where indoor terminations are used.

7690-S-INV-3-RJS Series — Kit Selection Guide



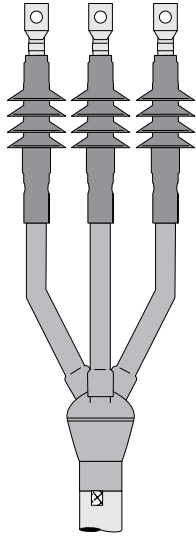
7690-S-INV-3-RJS

Selection Guide for 3M™ Three Conductor Kit 7600 Series

Kit Number	Cable Insulation Range in. (mm)	3.3 kV (mm ²) IEC	3.3 kV (mm ²) JIS	5.0 kV (AWG) AEIC	6.6 kV (mm ²) JIS	6.6 kV (mm ²) IEC	8.7 kV (AWG) AEIC	10 kV (mm ²) IEC	15 kV (mm ²) IEC	15 kV (AWG) AEIC	20 kV (mm ²) IEC	25/28 kV (AWG) AEIC	UPC (054007-)
7693-S-4-INV-3-RJS	0.92-1.18" (23.4-30.0 mm)	240- 300	200- 250	500- 750	150- 250	185- 300	400- 600	185- 300	120- 185	250- 450	95- 185	2/0- 250	04720
7695-S-4-INV-3-RJS	1.18-1.52" (30.0-38.6 mm)	—	300- 325	800- 1000	300- 325	—	750- 1000	—	200- 325	500- 750	240- 300	300- 500	04721

Final determining factor is cable insulation diameter. Listed insulation ranges allow +0.10" (2.54 mm) for shielding.

7600-S-3W Series — Kit Selection Guide



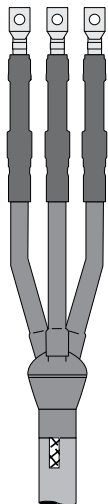
7600-S-3W

Selection Guide for 3M™ Three Conductor Kit 7600 Series

Kit Number	BIL kV	Cable Insulation Range in. (mm)	3.3 kV (mm ²) IEC	3.3 kV (mm ²) JIS	5.0 kV (AWG) AEIC	6.6 kV (mm ²) JIS	6.6 kV (mm ²) IEC	8.7 kV (AWG) AEIC	10 kV (mm ²) IEC	15 kV (mm ²) IEC	15 kV (AWG) AEIC	20 kV (mm ²) IEC	25/28 kV (AWG) AEIC	30 kV (mm ²) IEC	35 kV (AWG) AEIC	UPC (051131-)
7620-S-2-3W	95	0.33-0.50" (8.40-12.7 mm)	16-35	8-22	8-2	—	16-25	6-4	—	—	—	—	—	—	—	04748
7621-S-2-3W	95	0.50-0.70" (12.7-17.8 mm)	50-95	38-60	1-3/0	—	35-70	2-2/0	10-50	16-25	—	—	—	—	—	04749
7622-S-2-3W	110	0.70-0.92" (17.8-23.4 mm)	120-185	100-150	4/0-400	60-100	95-150	3/0-350	70-150	35-95	1/0-4/0	—	—	—	—	04750
7691-S-4-3W	150	0.50-0.70" (12.7-17.8 mm)	50-95	38-60	1-3/0	—	35-70	2-2/0	10-50	16-25	—	—	—	—	—	04751
7692-S-4-3W	150	0.70-0.92" (17.8-23.4 mm)	120-185	100-150	4/0-400	60-100	95-150	3/0-350	70-150	35-95	1/0-4/0	25-70	2-1/0	—	—	04752
7693-S-4-3W	150	0.92-1.18" (23.4-30.0 mm)	240-300	200-250	500-750	150-250	185-300	400-600	185-300	120-185	250-450	95-185	2/0-250	—	—	04753
7695-S-4-3W	150	1.18-1.52" (30.0-38.6 mm)	—	300-325	800-1000	300-325	—	750-1000	—	200-325	500-750	240-300	300-500	—	—	04754
7685-S-8-3W	200	1.18-1.52" (30.0-38.6 mm)	—	300-325	800-1000	300-325	—	750-1000	—	200-325	500-750	240-300	300-500	95-240	4/0-500	04756

Final determining factor is cable insulation diameter. Listed insulation ranges allow +0.10" (2.54 mm) for shielding.

7600-T-3-W Series — Kit Selection Guide



7600-T-3W

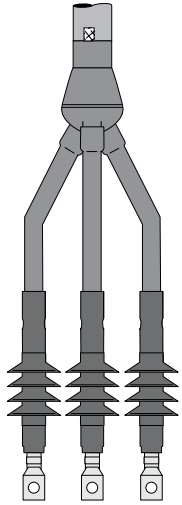
Selection Guide for 3M™ Three Conductor Kit 7600 Series

Kit Number	BIL kV	Cable Insulation Range in. (mm)	3.3 kV (mm ²) IEC	3.3 kV (mm ²) JIS	5.0 kV (AWG) AEIC	6.6 kV (mm ²) JIS	6.6 kV (mm ²) IEC	8.7 kV (AWG) AEIC	10 kV (mm ²) IEC	15 kV (mm ²) IEC	15 kV (AWG) AEIC	20 kV (mm ²) IEC	25/28 kV (AWG) AEIC	35 kV* (AWG) AEIC	UPC (051131-)
7620-T-95-3W	95	0.33-0.50" (8.40-12.7 mm)	16-35	8-22	8-2	—	16-25	6-4	—	—	—	—	—	—	04731
7621-T-95-3W	95	0.50-0.70" (12.7-17.8 mm)	50-95	38-60	1-3/0	—	35-70	2-2/0	10-50	16-25	—	—	—	—	04732
7623-T-95-3W	95	0.70-0.92" (17.8-23.4 mm)	120-185	100-150	4/0-400	—	95-150	3/0-350	70-150	35-95	—	—	—	—	04733
7624-T-95-3W	95	0.92-1.18" (23.4-30.0 mm)	240-300	200-250	500-750	—	185-300	400-600	185-300	120-185	—	—	—	—	04734
7625-T-95-3W	95	1.18-1.52" (30.0-38.6 mm)	—	300-325	800-1000	—	—	750-1000	—	200-325	—	—	—	—	04735
7621-T-110-3W	110	0.50-0.70" (12.7-17.8 mm)	50-95	38-60	1-3/0	14-38	35-70	2-2/0	10-50	6-25	2-1	—	—	—	04736
7622-T-110-3W	110	0.70-0.92" (17.8-23.4 mm)	120-185	100-150	4/0-400	60-100	95-150	3/0-350	70-150	35-95	1/0-4/0	—	—	—	04737
7624-T-110-3W	110	0.92-1.18" (23.4-30.0 mm)	240-300	200-250	500-750	150-250	185-300	400-600	185-300	120-185	250-450	—	—	—	04738
7625-T-110-3W	110	1.18-1.52" (30.0-38.6 mm)	—	300-325	800-1000	300-325	—	750-1000	—	200-325	500-750	—	—	—	04739
7625-T-125-3W	125	1.18-1.52" (30.0-38.6 mm)	—	300-325	800-1000	300-325	—	750-1000	—	200-325	500-750	240-300	—	—	04742
7693-T-150-3W	150	0.70-0.92" (17.8-23.4 mm)	120-185	100-150	4/0-400	60-100	95-150	3/0-350	70-150	35-95	1/0-4/0	25-70	2-1/0	—	04743
7694-T-150-3W	150	0.92-1.18" (23.4-30.0 mm)	240-300	200-250	500-750	150-250	185-300	400-600	185-300	120-185	250-450	95-185	2/0-250	1/0-3/0	04744
7695-T-150-3W	150	1.18-1.52" (30.0-38.6 mm)	—	300-325	800-1000	300-325	—	750-1000	—	200-325	500-750	240-300	300-500	4/0-500	04745

Final determining factor is cable insulation diameter. Listed insulation ranges allow +0.10" (2.54 mm) for shielding.

*150 kV impulse level meets the impulse requirements for 35 kV class equipment where indoor terminations are used.

7690-S-INV-3W Series — Kit Selection Guide



7690-S-INV-3W

Selection Guide for 3M™ Three Conductor Kit 7600 Series

Kit Number	Cable Insulation Range in. (mm)	3.3 kV (mm ²) JIS	3.3 kV (mm ²) AEIC	5.0 kV (AWG) JIS/IEC	6.6 kV (mm ²) AEIC	6.6 kV (mm ²) IEC	8.7 kV (AWG) IEC	10 kV (mm ²) AIEC	15 kV (mm ²) IEC	15 kV (AWG) AEIC	20 kV (mm ²) IEC	25/28 kV (AWG) AEIC	UPC (051131-)
7693-S-4-INV-3W	0.92-1.18" (23.4-30.0 mm)	240- 300	200- 250	500- 750	150- 250	185- 300	400- 600	185- 300	120- 185	250- 450	95- 185	2/0- 250	04746
7695-S-4-INV-3W	1.18-1.52" (30.0-38.6 mm)	—	300- 325	800- 1000	300- 325	—	750- 1000	—	200- 325	500- 750	240- 300	300- 500	04747

Final determining factor is cable insulation diameter. Listed insulation ranges allow +2.54 mm (0.10") for shielding.

3M™ Phase Rejacketing Kits

Indoor/Outdoor Kits	Indoor Kits	Cable Metallic Shield Diameter Range	5 kV	8 kV	15 kV	25/28 kV
RJK kits for converting 3/c cable to three 1/c cables						
RJK-1	RJS-2/3	0.60-0.80	1-3/0	2-2/0	2-1/0	—
RJK-2	RJS-3/3	0.80-1.02	4/0-400	3/0-350	1/0-4/0	2-1/0
RJK-3	RJS-4/3	1.02-1.28	500-750	400-600	250-450	2/0-250
RJK-4	RJS-5/3	1.28-1.62	800-1000	750-1000	500-750	300-500

Kit Contents

Indoor/Outdoor Kits

3M Cold Shrink breakout boot, Cold Slip re-jacketing sleeves (3 four-foot lengths), provision to externally ground at breakout boot.

Indoor Kits

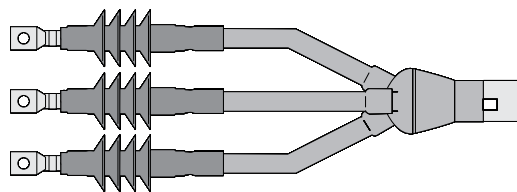
3M Cold Slip re-jacketing sleeves (3 four-foot lengths).

3M Cold Shrink

3M Cold Shrink termination products are designed using 3M's unique cold shrink delivery system. Products are supplied pre-stretched on a removable core for efficiency and ease of installation.

3M Cold Slip

3M Cold Slip re-jacketing sleeves incorporate an inner-expandable polyester braid designed to reduce sliding friction and deliver the sleeve quickly onto the cable.



Termination and RJK Kits Application Ranges (final determining factor is cable insulation diameter):

QT III Kit	BIL (kV)	RJK Kit	Cable Insulation Range (inches)	5 kV (AWG)		8 kV (AWG)		15 kV (AWG)		25 kV (AWG)		35 kV (AWG)	
				100%	133%	100%	133%	100%	133%	100%	133%	100%	133%
7621-S-2	95	RJK-1	0.32-0.59"	1-3/0	2-2/0	2-2/0	2-2/0						
7622-S-2	95	RJK-1 RJK-2	0.64-1.08"	1-3/0	2-2/0	2-2/0	2-2/0	2-1/0 1/0-4/0	2-3/0				
7692-S-4	150	RJK-1 RJK-2 RJK-3	0.64-1.08"	1-3/0	2-2/0	2-2/0	2-2/0	2-1/0 1/0-4/0	2-3/0 4/0	1-1/0		1/0	
7693-S-4	150	RJK-2 RJK-3	0.72 -1.29"	1-3/0	2-2/0	2-2/0	2-2/0	2/0-4/0 250-300	2/0-3/0 4/0-300	1-1/0 2/0-4/0	1/0-4/0		
7694-S-4	150	RJK-2 RJK-3 RJK-4	0.83-1.53"	1-3/0	2-2/0	2-2/0	2-2/0	4/0 250-450 500	4/0-350 500	2/0-250	2/0-4/0 250		
7695-S-4	150	RJK-3 RJK-4	1.05-1.80"	1-3/0	2-2/0	2-2/0	2-2/0	500-750	500-750	250 300-500	250-500		
7696-S-4	150	RJK-3 RJK-4	1.53-2.32"	1-3/0	2-2/0	2-2/0	2-2/0						
7683-S-8	200	RJK-2 RJK-3 RJK-4	0.72-1.29"	1-3/0	2-2/0	2-2/0	2-2/0	2/0-4/0 250-300	2/0-3/0 4/0-300	1-1/0 2/0-4/0	1/0-4/0	1/0-2/0	1/0-2/0
7684-S-8	200	RJK-2 RJK-3 RJK-4	0.83-1.53"	1-3/0	2-2/0	2-2/0	2-2/0	4/0 250-450 500	4/0-350 500	2/0-250	2/0-4/0 250	1/0-3/0 4/0	1/0-4/0
7685-S-8	200	RJK-3 RJK-4	1.05-1.80"	1-3/0	2-2/0	2-2/0	2-2/0	500-700	500-750	250 300-500	250-500	3/0 4/0-500	3/0-350

** Cable insulation range 3/C Copper Tape Shield,
Armored – Type “G” Cable (with ground conductor) REV
2/ August 12/2003



3M™ Cold Shrink Silicone Rubber Outdoor Termination
for 3/C Copper Tape Shield Cables with Ground Conductor
RJK kits match with QT III CV-0002.

3M™ Cold Shrink QT-II Indoor and Outdoor Terminations

3M™ Cold Shrink QT-II terminations provide easy installation for a broad spectrum of indoor and outdoor applications. The Cold Shrink QT-II termination is based on specially formulated, track-resistant silicone rubber insulators with built-in Hi-K stress relief. The insulators are pre-stretched around a spiral-wound, plastic core. When the terminator is slipped over a properly prepared cable and the core is removed, the terminator immediately shrinks to the cable's dimensions. The result is a void-free, flexible seal without special tools or torches.

Meets requirements of IEEE Standard 48-1990 for Class 1 terminations unless noted.



3M™ Cold Shrink QT-II Indoor Termination

3M Indoor Termination Kits 5620K Series for 5 to 15 kV (for Tape, Wire and UniShield® Shield Cable)

Kit Number	UPC (054007-)	Cable Insulation O.D. Range in. (mm)	Conductor Size Range AWG and kcmil (mm ²)				
			5 kV 100%	5 kV 133%	8 kV 100%	8 kV 133%	15 kV 100%
Shielded Cable Kits – Tubular Termination (Each Shielded Cable Kit makes three terminations)							
5621K	12250	0.32-0.46" (8-12 mm)	8-4 (10-16 mm ²)	8-6 (10-14 mm ²)	8 (10 mm ²)	—	—
5622K	12251	0.44-0.65" (1-17 mm)	2-2/0 (35-60 mm ²)	4-1/0 (22-50 mm ²)	6-1 (14-38 mm ²)	—	—
5623K	12252	0.56-0.87" (14-22 mm)	2/0-250 kcmil (70-125 mm ²)	1/0-4/0 (60-100 mm ²)	1-3/0 (50-80 mm ²)	4-1/0 (22-50 mm ²)	4-2 (22-35 mm ²)
5624K	12254	0.78-1.30" (20-33 mm)	300-750 kcmil (180-325 mm ²)	250-750 kcmil (125-325 mm ²)	4/0-600 kcmil (120-300 mm ²)	2/0-350 kcmil (70-150 mm ²)	1-250 kcmil (38-125 mm ²)
5625K	12255	1.09-1.80" (28-46 mm)	600-1500 kcmil (325-725 mm ²)	600-1500 kcmil (325-725 mm ²)	500-1250 kcmil (300-625 mm ²)	500-1250 kcmil (300-625 mm ²)	350-1000 kcmil (180-500 mm ²)

3M™ Indoor Termination Kits 6020K Series for 15 to 25/28 kV (for Tape, Wire and UniShield® Shield Cable)

Kit Number	UPC (054007-)	Cable Insulation O.D. Range in. (mm)	Cable Jacket O.D. Range in. (mm)	Conductor Size Range AWG and kcmil (mm ²)		
				15 kV 100%	15 kV 133%	25/28 kV
Shielded Cable Kits – Tubular Termination (Each Shielded Cable Kit makes three terminations)						
6022K	49934	0.64-0.90" (16,3-22,9 mm)	0.80-1.20" (20,3-30,5 mm)	2-3/0 (35-80 mm ²)	4-2/0 (22-60 mm ²)	2-1 (35-38 mm ²)
6023K	49935	0.84-1.33" (21,3-33,8 mm)	1.00-1.60" (25,4-40,6 mm)	3/0-500 (95-250mm ²)	2/0-350 (70-150 mm ²)	1-250 (38-125 mm ²)
6024K	49936	1.10-1.65" (27,9-41,9 mm)	1.30-1.90" (33,0-48,3 mm)	500-750 (300-325 mm ²)	350-700 (180-325 mm ²)	250-600 (125-300 mm ²)
6025K	49937	1.30-1.95" (33,0-49,5 mm)	1.50-2.40" (38,1-61,0 mm)	750-1750 (400-850 mm ²)	700-1500 (400-750 mm ²)	600-1250 (325-625 mm ²)

3M™ Outdoor Termination Kits 5630K Series for 5 to 15 kV (for Tape, Wire and UniShield® Shield Cable)

Kit Number	UPC (054007-)	Cable Insulation O.D. Range in. (mm)	Cable Jacket O.D. Range in. (mm)	Conductor Size Range AWG and kcmil (mm ²)				
				5 kV 100%	5 kV 133% 8 kV 100%	8 kV 133%	15 kV 100%	15 kV 133%
Shielded Cable Kits – Tubular Termination (Each Shielded Cable Kit makes three terminations)								
5632K	49681	0.33-0.69" (8-17 mm)	0.55-0.92" (14-23 mm)	8-2/0 (10-60 mm ²)	8-1/0 (10-50 mm ²)	8-1 (10-38 mm ²)	8-4 (10-16 mm ²)	8-6 (10-14 mm ²)
5633K	12256	0.64-0.90" (16-23 mm)	0.80-1.20" (20-30 mm)	3/0-300 (95-150 mm ²)	2/0-250 (70-125 mm ²)	1/0-4/0 (60-100 mm ²)	2-3/0 (35-80 mm ²)	4-1/0 (22-50 mm ²)
5635K	12257	0.84-1.33" (21-34 mm)	1.00-1.60" (25-41 mm)	350-750 (180-325 mm ²)	300-750 (180-325 mm ²)	250-600 (125-325 mm ²)	3/0-500 (95-250 mm ²)	2/0-350 (70-180 mm ²)
5636K	12258	1.10-1.65" (28-42 mm)	1.30-1.90" (33-48 mm)	750-1500 (400-725 mm ²)	750-1250 (400-625 mm ²)	600-1000 (325-500 mm ²)	500-1000 (300-500 mm ²)	350-750 (180-325 mm ²)
5637K	12259	1.30-1.95" (33-50 mm)	1.50-2.40" (33-61 mm)	1000-2000 (600-1000 mm ²)	1000-2000 (600-1000 mm ²)	800-1750 (500-850 mm ²)	750-1750 (400-850 mm ²)	600-1500 (325-725 mm ²)

NOTE: Because of the various factors which affect Cable Primary Insulation O.D. and Cable Jacket O.D. (e.g. type of conductor, insulation thickness), the cable sizes in the chart above are guidelines. Confirm conductor will fit within cable insulation range.

NOTE: For three conductor cable applications, consult your 3M sales representative.

3M Outdoor Termination Kits 5600 and 5680 Series for 5 to 35 kV (for Concentric Neutral Cables)

Kit Number (054007-)	UPC	Cable Insulation O.D. Range in. (mm)	Conductor Size Range AWG and kcmil (mm ²)					
			5 kV 100%	5 kV 133% 8 kV 100%	8 kV 133%	15 kV	25/28 kV	35 kV
Non-jacketed Concentric Cable Kits (Each Concentric and Jacketed Concentric Cable Kit makes one termination)								
4 Skirt								
5601	02427	0.637-1.12" (16-28 mm)	3/0-500 (95-250 mm ²)	2/0-500 (35-25 mm ²)	1/0-350 (60-150 mm ²)	2-4/0 (35-100 mm ²)	—	—
5602	11882	0.84-1.38" (21-35 mm)	350-750 (180-325 mm ²)	350-750 (180-325 mm ²)	250-750 (125-325 mm ²)	250-500 (125-250 mm ²)	—	—
5603	11885	1.08-1.80" (27-46 mm)	750-1000 (400-500 mm ²)	750-1500 (400-725 mm ²)	500-1250 (300-625 mm ²)	500-1200 (300-600 mm ²)	—	—
6 Skirt								
5681	09133	0.637-1.12" (16-28 mm)	3/0-500 (95-250 mm ²)	2/0-500 (35-250 mm ²)	1/0-350 (60-150 mm ²)	2-4/0 (35-100 mm ²)	2-2/0 (35-60 mm ²)	—
5682	69794	0.84-1.38" (21-35 mm)	350-750 (180-325 mm ²)	350-750 (180-325 mm ²)	250-750 (125-325 mm ²)	250-500 (125-250 mm ²)	1-350 (50-150 mm ²)	—
5683	69795	1.08-1.80" (27-46 mm)	750-1000 (400-500 mm ²)	750-1500 (400-725 mm ²)	500-1250 (300-625 mm ²)	500-1200 (300-600 mm ²)	350-750 (180-325 mm ²)	—
5684	69796	1.31-2.10" (33-53 mm)	—	—	—	—	750-1500 (400-725 mm ²)	—
8 Skirt								
5604**	08002	0.637-1.12" (16-28 mm)	3/0-500 (95-250 mm ²)	2/0-500 (35-250 mm ²)	1/0-350 (60-150 mm ²)	2-4/0 (35-100 mm ²)	2-2/0 (35-60 mm ²)	—
5605	11888	0.84-1.38" (21-35 mm)	350-750 (180-325 mm ²)	350-750 (180-325 mm ²)	250-750 (125-325 mm ²)	250-500 (125-250 mm ²)	1-350 (50-150 mm ²)	1-4/0 (50-100 mm ²)
5606	11893	1.08-1.80" (27-46 mm)	750-1000 (400-500 mm ²)	750-1500 (400-725 mm ²)	500-1250 (300-625 mm ²)	500-1200 (300-600 mm ²)	350-750 (180-325 mm ²)	4/0-500 (120-250 mm ²)
5607	11897	1.31-2.10" (33-53 mm)	—	—	—	—	750-1500 (400-725 mm ²)	500-1250 (300-625 mm ²)
5608	09168	1.80-2.75" (46-70 mm)	—	—	—	—	—	1000-2000 (500-1000 mm ²)
** The 5604 is rated 25/28 kV.								

3M™ Outdoor Termination Kits 5640 and 5650 Series for 15 to 35 kV (for Jacketed Concentric Neutral Cable)

Kit Number	UPC (054007-)	Cable Insulation O.D. Range in. (mm)	Cable Jacket O.D. Range in. (mm)	Conductor Size Range AWG and kcmil (mm ²)		
				15 kV	25/28 kV	35 kV
Non-jacketed Concentric Cable Kits (Each Concentric and Jacketed Concentric Cable Kit makes one termination)						
4 Skirt						
5641	11963	0.637-1.12" (16-28 mm)	0.93-1.35" (24-34 mm)	2-2/0 (35-60 mm ²)	—	—
5642	11970	0.84-1.38" (21-35 mm)	1.19-1.72" (30-44 mm)	3/0-350 (95-180 mm ²)	—	—
5643	11972	1.08-1.80" (27-46 mm)	1.37-2.02" (35-51 mm)	400-700 (240-325 mm ²)	—	—
5644	11973	1.31-2.10" (33-53 mm)	1.62-2.55" (41-65 mm)	750-1500 (400-725 mm ²)	—	—
6 Skirt						
5651	09132	0.637-1.12" (16-28 mm)	0.93-1.35" (24-34 mm)	2-2/0 (35-60 mm ²)	2-1/0 (35-50 mm ²)	—
5652	69791	0.84-1.38" (21-35 mm)	1.19-1.72" (30-44 mm)	3/0-350 (95-180 mm ²)	1/0-250 (60-125 mm ²)	—
5653	69792	1.08-1.80" (27-46 mm)	1.37-2.02" (35-51 mm)	400-700 (240-325 mm ²)	250-500 (125-250 mm ²)	—
5654	69793	1.31-2.10" (33-53 mm)	1.62-2.55" (41-65 mm)	750-1500 (400-725 mm ²)	500-1250 (300-625 mm ²)	—
8 Skirt						
5646	11975	0.84-1.38" (21-35 mm)	1.19-1.72" (30-44 mm)	3/0-350 (95-180 mm ²)	1/0-250 (60-125 mm ²)	1-3/0 (50-80 mm ²)
5647	11976	1.08-1.80" (27-46 mm)	1.37-2.02" (35-51 mm)	400-700 (240-325 mm ²)	250-500 (125-250 mm ²)	4/0-300 (120-150 mm ²)
5648	11977	1.31-2.10" (33-53 mm)	1.62-2.55" (41-65 mm)	750-1500 (400-725 mm ²)	500-1250 (300-625 mm ²)	350-1000 (180-500 mm ²)
5649	09958	1.80-2.30" (46-58 mm)	2.10-2.75" (53-70 mm)	—	—	1000-1500 (600-725 mm ²)

3M Outdoor Termination Kits 5690K Series for 15 to 35 kV (for Tape, Wire and UniShield® Shield Cable)

Kit Number	UPC (054007-)	Cable Insulation O.D. Range in. (mm)	Cable Jacket O.D. Range in. (mm)	Conductor Size Range AWG and kcmil (mm ²)			
				15 kV 100%	15 kV 133%	25/28 kV	35 kV
Shielded Cable Kits (Each Shielded Cable Kit makes three terminations)							
6 Skirt							
5691K	49395	0.64-0.90" (16,3-22,9 mm)	0.80-1.20" (20,3-30,5 mm)	2-3/0 (35-80 mm ²)	2-1/0 (35-50 mm ²)	2-1 (35-38 mm ²)	—
5692K	49396	0.84-1.33" (21,3-33,8 mm)	1.00-1.60" (25,5-40,6 mm)	3/0-400 (95-200 mm ²)	2/0-350 (70-180 mm ²)	1/0-250 (60-125 mm ²)	—
5693K	49397	1.10-1.65" (27,9-41,9 mm)	1.30-1.90" (33-48,3 mm)	500-750 (300-325 mm ²)	400-750 (240-325 mm ²)	300-500 (180-250 mm ²)	—
5694K	49398	1.30-1.95" (33-49,5 mm)	1.50-2.40" (38,1-61 mm)	800-1750 (500-850 mm ²)	800-1500 (500-725 mm ²)	600-1250 (325-625 mm ²)	—
8 Skirt							
5696K	49399	0.84-1.33" (21-33,8 mm)	1.00-1.60" (25,4-40,6 mm)	3/0-400 (95-200 mm ²)	2/0-350 (70-180 mm ²)	1/0-250 (60-125 mm ²)	2-3/0 (35-80 mm ²)
5697K	49400	1.10-1.65" (27,9-41,9 mm)	1.30-1.90" (33-48,3 mm)	500-750 (300-325 mm ²)	400-750 (240-325 mm ²)	300-500 (180-250 mm ²)	4/0-400 (120-150 mm ²)
5698K	49401	1.30-1.95" (33-49,5 mm)	1.50-2.40" (38,1-61 mm)	800-1750 (500-850 mm ²)	800-1500 (500-725 mm ²)	600-1250 (325-625 mm ²)	500-1000 (300-500 mm ²)

Specifications and Ordering Information for 3M™ Silicone Rubber Termination Kits 4604 and 4605 for 46 kV

Part Number	UPC (054007-)	Conductor Range AWG and kcmil (mm ²)	Cable Insulation O.D. Range	Creepage Distance	Arcing Distance	Case Qty.
Silicone Rubber Termination Kits 4604 and 4605 (Each kit makes one termination)			Tape Shielded Cable, Wire Shielded Cable, LC Shielded Cable See page 264 for cable type illustrations.			
4604	50192	4/0-600 (120-300 mm ²)	1.31-2.10" (33-53 mm)	46" (max.) (1168 mm)	30" (max.) (762 mm)	1
4605	50193	600-1500 (325-725 mm ²)	1.80-2.66" (46-66 mm)	46" (max.) (1168 mm)	30" (max.) (762 mm)	1

Note: Because of the various factors which affect cable primary insulation O.D. and cable jacket O.D. (e.g. type of conductor, insulation thickness), the cable sizes in the chart above are guidelines. Confirm that cable insulation O.D. fits range specified above for the termination. For three conductor applications, consult your 3M sales representative.

3M™ Silicone Rubber Termination Kits 5610-A Series for 5 to 8 kV

3M Cold Shrink Termination Kits 5610-A series provide an environmental seal to the terminal lug area of 5 to 8 kV unshielded power cable. Each kit contains everything needed (except terminal lug) to seal three cable ends.

Kits can be used for both indoor (protected) and outdoor (weather-exposed) applications.

The silicone rubber provides tracking protection for the lug ends of the cable.

Each kit contains:

- 3 silicone rubber unshielded terminations
- 3 strips Scotch® 70 silicone rubber tape*
- Instructions

*5614A contains one roll of Scotch 70 silicone rubber tape.

Specifications and Ordering Information for 3M Silicone Rubber Termination Kits 5610-A Series for 5 and 8 kV

Part Number	UPC (054007-)	Conductor Range AWG and kcmil (mm ²)	Cable Insulation O.D. Range in. (mm)	Terminations Per Kit	Case Qty.
5610-A Series Silicone Rubber Termination Kits 5 kV and 8 kV		Non-Shielded (Dry) Cable, Non-Shielded (Wet or Dry) Cable See page 264 for cable type illustrations.			
5611A	49549	8-4 (10-16 mm ²)	0.31-0.72" (7,9-18,3 mm)	3	1
5612A	49550	2-2/0 (35-60 mm ²)	0.44-0.95" (11,2-24,1 mm)	3	1
5613A	49551	3/0-300 (95-150 mm ²)	0.56-1.18" (14,2-30,0 mm)	3	1
5614A	49552	350-1000 (180-500 mm ²)	0.95-1.94" (24,1-49,3 mm)	3	1



Note: Because of the various factors which affect cable primary insulation O.D. and cable jacket O.D. (e.g., type of conductor, insulation thickness), the cable sizes in the chart above are guidelines. Confirm that cable insulation O.D. fits range specified above for the termination.

3M™ Termination Kits 5671 and 5672 for 5 to 15 kV

3M Cold Shrink QT II 5671 and 5672 kits are one-piece, 5 to 15 kV, Class 3 terminations. They will terminate CN or JCN cables. A Hi-K (high dielectric constant) stress control tube insulated with a track-resistant silicone rubber tube is

pre-stretched together onto a removable core.

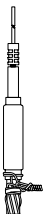
Meets IEEE Standard 48. Each kit makes one termination.

Each kit contains:

- Hi-K silicone rubber terminations
- Silicone rubber terminator
- Packet of silicone grease
- Instructions

Specifications and Ordering Information for 3M Silicone Rubber Termination Kits 5670 Series for 5 and 15 kV

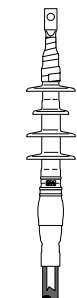
Part Number	UPC (054007-)	Conductor Range AWG and kcmil (mm ²)	Cable Insulation O.D. Range in. (mm)	Terminations Per Kit	Case Qty.
5671 and 5672 Termination Kits		Concentric Neutral (CN) Cable, Jacketed Concentric Neutral (JCN) Cable See page 264 for cable type illustrations.			
5671	33798	2-250 (35-125 mm ²)	0.637-1.120" (16-28 mm)	1	10
5672	33799	250-1000 (125-500 mm ²)	0.940-1.810" (24-46 mm)	1	10



Note: Because of the various factors which affect cable primary insulation O.D. and cable jacket O.D. (e.g., type of conductor, insulation thickness), the cable sizes in the chart above are guidelines. Confirm that cable insulation O.D. fits range specified above for the termination.

Specifications and Ordering Information for 3M™ PILC Silicone Rubber Termination Kits 5800-Pb Series for 15 kV

Part Number	UPC (054007-)	Conductor Range AWG and kcmil (mm ²)	Conductor Size		Cable Insulation O.D. Range	Term. Per Kit	Case Qty.
			Stranded	Solid			
PILC Silicone Rubber Termination Kits 5800-Pb S			Paper Insulated Lead Covered (PILC) Cable See page 264 for cable type illustrations.				
4 Skirt							
5801-Pb	50448	4-2/0 (22-60 mm ²)	—	—	0.59-0.90" (14,9-22,9 mm)	1	1
5801-Pb-2*	50451	—	2 AWG	1 AWG	0.59-0.90" (14,9-22,9 mm)	1	1
5801-Pb-1/0*	50449	—	1/0 AWG	2/0 AWG	0.59-0.90" (14,9-22,9 mm)	1	1
5801-Pb-2/0*	50450	—	2/0AWG	3/0 AWG	0.59-0.90" (14,9-22,9 mm)	1	1
5802-Pb	50452	2/0-250 (70-125 mm ²)	—	—	0.71-1.01" (18,0-25,7 mm)	1	1
5802-Pb-4/0*	50454	—	4/0 AWG	250 kcmil	0.71-1.01" (18,0-25,7 mm)	1	1
5802-Pb-250*	50455	—	250 kcmil	—	0.71-1.01" (18,0-25,7 mm)	1	1
5803-Pb	50456	350-600 (180-300 mm ²)	—	—	0.94-1.36" (23,9-34,5 mm)	1	1
5803-Pb-350*	50457	—	350 kcmil	—	0.94-1.36" (23,9-34,5 mm)	1	1
5803-Pb-500*	50458	—	500 kcmil	—	0.94-1.36" (23,9-34,5 mm)	1	1
5804-Pb	50459	750-1250 (400-625 mm ²)	—	—	1.20-1.90" (30,5-48,3 mm)	1	1
6 Skirt							
5806-Pb	50460	2/0-250 (70-125mm ²)	—	—	0.71-1.01" (18,0-25,7 mm)	1	1
5807-Pb	50463	350-600 (180-300 mm ²)	—	—	0.94-1.36" (23,9-34,5 mm)	1	1
5808-Pb	50468	750-1250 (400-625 mm ²)	—	—	1.20-1.90" (30,5-48,3 mm)	1	1
5808-Pb-750*	41909	—	750 kcmil	—	1.20-1.90" (30,5-48,3 mm)	1	1




Note: Because of the various factors which affect cable primary insulation O.D. and cable jacket O.D. (e.g., type of conductor, insulation thickness), the cable sizes in the chart above are guidelines. Confirm that cable insulation O.D. fits range specified above for the termination. For three conductor applications, consult your 3M sales representative.

*Termination kits include oil stop lug.

Note: Oil stop lugs must be used with 5800-Pb series terminations.

Specifications and Ordering Information for 3M™ PILC Silicone Rubber Termination Kits 5800-Pb Series for 25/28 kV

Part Number	UPC (054007-)	Conductor Range AWG and kcmil (mm ²)	Conductor Size		Insulation O.D. Range in. (mm)	Cable Term. Per Kit	Case Qty.	
			Stranded	Solid				
Six-Skirt PILC Silicone Rubber Termination Kits 5800-Pb Series (with Oil Seal Lugs)			Paper Insulated Lead Covered (PILC) Cable See page 264 for cable type illustrations.					
	5806-Pb	50460	2-1/0 (35-60mm ²)	—	—	0.71-1.01" (18,0-25,7 mm)	1	1
	5806-Pb-2*	50462	—	2 AWG	1 AWG	0.71-1.01" (18-26 mm)	1	1
	5806-Pb-1/0*	50461	—	1/0 AWG	—	0.71-1.01" (18-26 mm)	1	1
	5807-Pb	50463	2/0-250 (70-125 mm ²)	—	—	0.94-1.36" (23,9-34,5 mm)	1	1
	5807-Pb-2/0*	50464	—	2/0 AWG	3/0 AWG	0.94-1.36" (24-35 mm)	1	1
	5807-Pb-3/0*	50465	—	3/0 AWG	4/0 AWG	0.94-1.36" (24-35 mm)	1	1
	5807-Pb-250*	50467	—	250 kcmil	—	0.94-1.36" (24-35 mm)	1	1
	5808-Pb	50468	350-1000 (185-500 mm ²)	—	—	1.20-1.90" (30,5-48,3 mm)	1	1
	5808-Pb-350*	50469	—	350 kcmil	—	1.20-1.90" (30-48 mm)	1	1
	5808-Pb-500*	50470	—	500 kcmil	—	1.20-1.90" (30-48 mm)	1	1
5808-Pb-750*	41909	—	750 kcmil	—	1.20-1.90" (30-48 mm)	1	1	


Note: Because of the various factors which affect cable primary insulation O.D. and cable jacket O.D. (e.g. type of conductor, insulation thickness), the cable sizes in the chart above are guidelines. Confirm that cable insulation O.D. fits range specified above for the termination. For three conductor applications, consult your 3M sales representative.

*Termination kits include oil stop lugs.


Note: Oil stop lugs must be used with 5800-Pb series terminations.

Tape Terminations


Scotch® Tape Termination Kits 5700 Series for 5-25 kV



Tape Shielded Cable



Wire Shielded Cable



UniShield® Cable



Concentric Neutral (CN) Cable

Scotch® Tape Termination Kits 5700 Series are designed to terminate solid dielectric shielded power cables rated 5 kV to 25/28 kV with Tape Shielded, Wire Shielded, UniShield® and Concentric Neutral construction in weather-protected areas. They can be upgraded to Class 1 (indoors only) with the use of Scotch® Silicone Rubber Electrical Tape 70 (see kit instructions).



Each kit contains:

- Scotch® Semiconducting Tape 13
- Scotch® High-Voltage Splicing Tape 130C
- Scotch® Super 33+™ Vinyl Plastic Electrical Tape
- Scotch® Electrical Stress Control Tape 2220
- 3 mechanical ground straps
- Cable preparation kit, including: 3 solvent-saturated cleaning pads and a strip of aluminum oxide abrasive cloth
- Instructions

Lugs not included, order separately.

Meets IEEE Standard 48 for Class 3 requirements.

Each kit makes three terminations.

Product Number	UPC (054007-)	Voltage Rating	Conductor Range AWG and kcmil (mm ²)	Case Qty.
5701	11248	5 kV	8-4/0 (10-100 mm ²)	1
		8 kV	8-4/0 (10-100 mm ²)	
		15 kV	8-4/0 (10-100 mm ²)	
5702	11255	5 kV	250-1000 (150-500 mm ²)	1
		8 kV	250-1000 (150-500 mm ²)	
		15 kV	250-750 (150-325 mm ²)	
5703	11263	25/28 kV	800-1000 (400-500 mm ²)	1

