LITHONIA LIGHTING®

Catalog Number	
Notes	
Type	

FEATURES & SPECIFICATIONS

INTENDED USE — For applications that require the clean appearance of a flat-bottom diffuser. Provides high light levels for storage rooms, offices or retail applications. **Certain airborne contaminants can diminish integrity of acrylic.** **Click here for Acrylic Environmental Compatibility table for suitable uses.**

CONSTRUCTION — Linear side prisms control brightness, pyramidal bottom prisms minimize lamp image. Continuous side flanges on fixture body provide light trap and continuous diffuser support to prevent accidental opening and simplify maintenance. Full depth, white enamel end plates.

Die-formed from code gauge cold-rolled steel. Channel cover snaps into place without the use of tools. Full end cap factory installed to reduce job site labor. Diffuser is extruded clear acrylic.

Finish: Five-stage iron-phosphate pretreatment ensures superior paint adhesion and rust resistance. Finished with high-gloss, baked white enamel.

ELECTRICAL — Thermally protected, resetting, Class P, HPF, UL listed, CSA Certified ballast is standard. Energy saving and electronic ballasts are sound rated A.

Luminaire is suitable for damp locations. AWM, TFN or THHN wire used throughout, rated for required temperatures.

INSTALLATION — For surface or stem mounting, individual or row installation.

LISTINGS — UL listed to U.S. and Canadian Safety Standards. Optional: Canada CSA or Mexico NOM

WARRANTY — 1-year limited warranty. This is the only warranty provided and no other statements in this specification sheet create any warranty of any kind. All other express and implied warranties are disclaimed. Complete warranty terms located at: www.acuitybrands.com/support/warranty/terms-and-conditions

Note: Actual performance may differ as a result of end-user environment and application.

Specifications subject to change without notice.

Square-Basket Wraparound

SB

T8/T5
NARROW BODY
2', 4' or 8' lengths
2 lamps

Specifications

T8 Length: 24 (61.0)
48 (122.0)
96 (243.9)

T5 Length: 22-1/2 (57.2)
46-1/2 (118.1)
92-1/2 (235.0)

Width: 8-3/8 (21.2)

Depth: 2-5/8 (6.7)

All dimensions are inches (centimeters) unless specified otherwise.

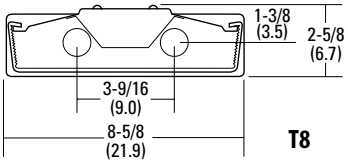

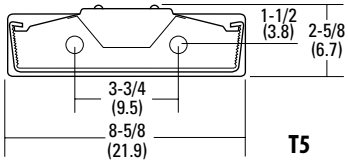

ORDERING INFORMATION For shortest lead times, configure products using standard options **(shown in bold.)**

Example: SB 2 32 MVOLT GEB10IS

SB 2			
Series	**Lamp type**	**Voltage**	**Options**
SB 2 2 lamps, 8-3/8" wide For tandem double-length unit, add prefix T. Example: TSB	17 17W T8 (24") **32** 32W T8 (48") 14T5 14W T5 (22-1/2") 28T5 28W T5 (46-1/2") 54T5HO 54W T5 HO (46-1/2")	120 277 347 **MVOLT**[1]	Shipped installed in fixture **GEB10IS** Electronic ballast, ≤10% THD, instant start GEB10PS Electronic ballast, ≤10% THD, program start GEB95 .95 ballast factor T5[2] GEB95S .95 ballast factor T5 step dimming[2] EL Emergency battery pack (nominal 300 lumens, see Life Safety Section)[3] EL14 Emergency battery pack (nominal 1400 lumens, see Life Safety Section)[3] GLR Internal fast-blow fuse[4] GMF Internal slow-blow fuse[4] RE 120V residential electronic ballast[4] CSA Listed and labeled to comply with Canadian Standards NOM NOM certified SSR Specular silver interior finish (95% reflective) BDP Factory Installed Ballast Disconnect Plug

Accessories: *Order as separate catalog number.*	
SQ_	Swivel-stem hanger (specify length in 2" increments)
1B	Ceiling spacer (1-1/2" to 2-1/2" from ceiling)

Notes

1. Electronic ballast 120 through 277V only.
2. Only available with 14T5 or 28T5.
3. Not available with 2' configurations.
4. Must specify voltage.

SB Square Basket Wraparound, Narrow Body

MOUNTING DATA

For unit or row installation. Surface or stem mounting. Stem mounting is not available with TSB.

UNIT INSTALLATION — Minimum of two single-stem hangers required.

ROW INSTALLATION — One hanger per fixture plus one per row required.

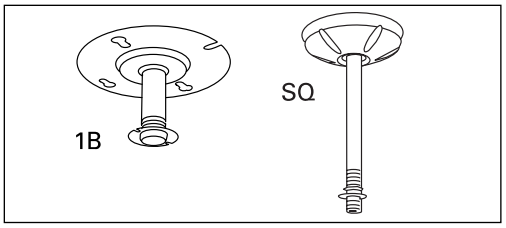

DIMENSIONS

All dimensions are inches (centimeters). Specifications subject to change without notice.

A = 1/4 x 1/2 (64 x 13) Oval Hole

B = 11/16 (17) Dia. K.O.

C = 7/8 (22) Dia. K.O.

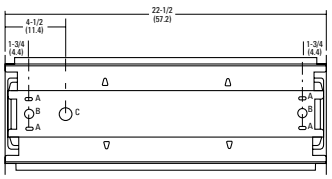

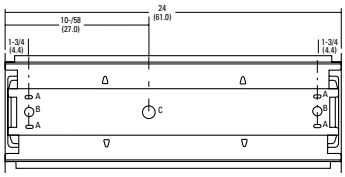

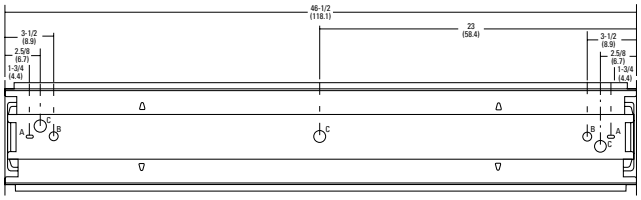

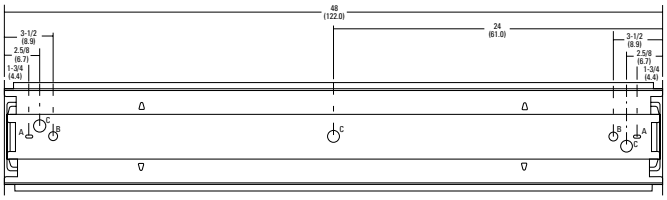

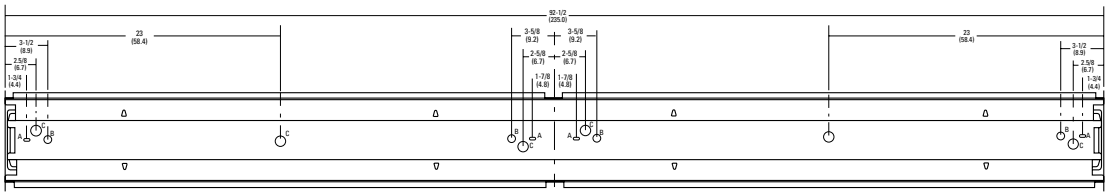

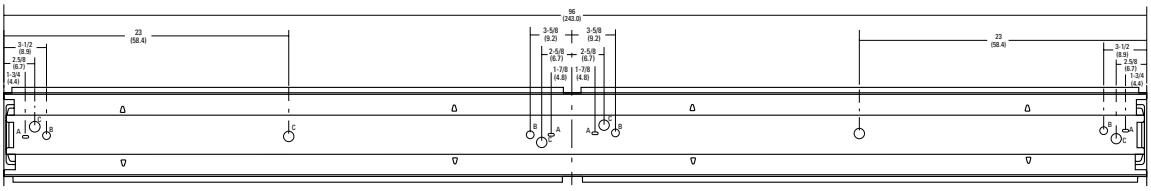

PHOTOMETRICS

Calculated using the zonal cavity method in accordance with IESNA LM41 procedure. Floor reflectances are 20%. Lamp configurations shown are typical. All data based on 25°C. Full photometric data on these and other configurations available upon request.

Test # BAL16519 - SB 2 32 MVOLT GEB101S

Coefficients of Utilization

pf	20%												
pc	80%			50%			30%			10%			0%
pw	50%	30%	10%	50%	30%	10%	50%	30%	10%	50%	30%	10%	0%
RCR 0	107	107	107	97	97	97	90	90	90	84	84	84	82
1	93	90	86	85	82	79	79	77	75	74	73	71	68
2	82	76	71	75	70	66	70	66	63	66	63	60	58
3	73	65	60	66	61	56	62	58	54	59	55	52	49
4	65	57	51	59	53	48	56	51	47	53	48	45	43
5	58	50	44	53	47	42	50	45	41	48	43	39	37
6	52	44	39	48	42	37	46	40	36	43	39	35	33
7	47	40	34	44	38	33	42	36	32	40	35	31	29
8	43	36	31	40	34	29	38	33	29	37	32	28	26
9	40	32	28	37	31	27	35	30	26	34	29	25	24
10	37	30	25	34	28	24	33	27	24	31	26	23	21

Zonal Lumen Summary

Zone	Lumens	% Lamp	% Fixture
0° - 30°	1444.3	24.5	26.6
0° - 40°	2374.5	40.2	43.7
0° - 60°	3953.3	67.0	72.8
0° - 90°	4821.6	81.7	88.8
90° - 180°	610.2	10.3	11.2
0° - 180°	5431.9	92.1	100.0

Test # LTL 19931 – SB 2 28 T5 GEB95

Coefficient of Utilization - Zonal Cavity Method

Effective Floor Cavity Reflectance: 20%

RCC%	80%				70%				50%			30%			10%			0%
RW%	70	50	30	0	70	50	30	0	50	30	20	50	30	20	50	30	20	0
RCR 0	1.03	1.03	1.03	1.03	1.00	1.00	1.00	.79	.93	.93	.93	.87	.87	.87	.82	.82	.82	.79
1	.94	.90	.86	.83	.91	.87	.84	.67	.82	.79	.77	.77	.75	.73	.72	.71	.69	.67
2	.86	.79	.74	.69	.83	.77	.72	.57	.72	.68	.64	.68	.65	.61	.64	.61	.59	.56
3	.79	.70	.63	.58	.76	.68	.62	.50	.64	.59	.55	.61	.56	.53	.57	.54	.51	.48
4	.73	.63	.55	.50	.70	.61	.54	.43	.58	.52	.47	.54	.50	.46	.52	.47	.44	.42
5	.67	.56	.49	.43	.65	.55	.48	.38	.52	.46	.41	.49	.44	.40	.47	.42	.39	.37
6	.62	.51	.43	.38	.60	.50	.42	.34	.47	.41	.36	.45	.39	.35	.48	.38	.34	.32
7	.58	.46	.39	.34	.56	.45	.38	.30	.43	.37	.32	.41	.36	.31	.39	.34	.31	.29
8	.54	.42	.35	.30	.52	.41	.34	.27	.39	.33	.29	.38	.32	.28	.36	.31	.28	.26
9	.50	.39	.32	.27	.49	.38	.31	.25	.36	.30	.26	.35	.29	.26	.33	.28	.25	.23
10	.47	.36	.29	.25	.46	.35	.29	.23	.34	.28	.24	.32	.27	.23	.31	.26	.23	.21

Zonal Lumens Summary

Zone	Lumens	%Lamp	%Fixture
0-30	1,274.4	24.5	27.7
0-40	2,085.0	40.1	45.3
0-60	3,401.4	65.4	73.9
60-90	726.3	14.0	15.3
70-100	483.1	9.3	10.5
90-120	350.6	6.7	7.6
0-90	4,127.8	79.4	89.6
90-180	476.6	9.2	10.4
0-180	5,604.4	88.5	100

© 1996-2023 Acuity Brands, Inc. All rights reserved