LITHONIA LIGHTING®

DIGITAL NAVIGATION

Ordering Tree nLight Platform Sensor Switch JOT Photometrics Performance Data

Catalog Number	
Notes	
Type	

BLT Series LED

BLT4

1' x 4' LED



FEATURES & SPECIFICATIONS

INTENDED USE — The BLT Best-in-Value Low Profile LED luminaire features a popular center basket design that offers a clean, versatile style and volumetric distribution. High efficacy LED light engines deliver energy savings and low maintenance compared to traditional sources. An extensive selection of configurations and options make the BLT the perfect choice for many lighting applications including schools, offices and other commercial spaces, retail, hospitals and healthcare facilities. The low profile BLT design (2-3/4") also makes it an excellent choice for renovation projects.

CONSTRUCTION — Prior to fabrication, BLT components are coated with a proprietary paint blend and die-formed for dimensional consistency.

The BLT reflector is available in both smooth and ribbed finishes. Choose RB from the fixture style section below for a ribbed finish.

End plates contain easy-to-position integral T-bar clips for securely attaching the luminaire to the T-grid. For additional T-grid security, optional screw on T-bar clips are available.

Diffusers are extruded from impact modified acrylic for increased durability.

LED boards and drivers are accessible from the plenum.

OPTICS — Volumetric illumination is achieved by creating an optimal mix of light to walls, partitions and vertical and horizontal work surfaces – rendering the interior space, objects and occupants in a more balanced, complimentary luminous environment. A typically configured BLT4 features a **Unified Glare Rating (UGR)** starting at 17, UGR data available on page 8. High performance extruded acrylic diffusers conceal LEDs and efficiently deliver light in a volumetric distribution. Five diffuser choices available - curved and square designs with ribbed or a smooth frosted finish.

ELECTRICAL — Long-life LEDs, coupled with high-efficiency drivers, provide superior quantity and quality of illumination for extended service life. 80% LED lumen maintenance at 60,000 hours (L80/60,000). Color Variation within 3-step MacAdam ellipse (3SDCM).

Non-Configurable BLT: Generic 0-10 volt dimming driver. Dims to 10%

Configurable BLT: available in High Efficiency (HE) versions for applications where a lower wattage (over the standard product) is required. The High Efficiency versions deliver >130 LPW and can be specified via the Lumen Package designations in the Ordering Information below.

eldoLED driver options deliver choice of dimming range, and choices for control, while assuring flicker-free, low-current inrush, 89% efficiency and low EMI.

Optional integrated nLight® controls make each luminaire addressable - allowing them to digitally communicate with other nLight enabled controls such as dimmers, switches, occupancy sensors and photocontrols. Connection to nLight is simple. It can be accomplished with integrated nLight AIR wireless RIO, RES7 sensors, or through standard Cat-5 cabling. nLight offers unique plug-and-play convenience as devices and luminaires automatically discover each other and self-commission. nLight AIR is commissioned easily through an intuitive mobile app.

Lumen Management: Unique lumen management system (option N80) provides on board intelligence that actively manages the LED light source so that constant lumen output is maintained over the system life, preventing the energy waste created by the traditional practice of over-lighting.

Step-level dimming option allows system to be switched to 50% power for compliance with common energy codes while maintaining fixture appearance.

SENSOR — **Integrated sensor (individual control):** Sensor Switch MSD7ADCX ((Passive infrared (PIR)) or MSDPDT7ADCX ((PIR/Microphonics Dual Tech (PDT)) integrated occupancy sensor/automatic dimming photocell allows the luminaire to power off when the space is unoccupied or enough ambient light is entering the space. See page 4 for more details on the integrated sensor.

Integrated Sensor (nLight Wired Networking): This sensor is nLight-enabled, meaning it has the ability to communicate over an nLight network. When wired, using CAT-5 cabling, with other nLight-enabled sensors, power packs, or WallPods, an nLight control zone is created. Once linked to a Gateway, directly or via a Bridge, the zone becomes capable of remote status monitoring and control via SensorView software. See page 4 for the nLight sensor options.

Integrated Smart Sensor (nLight Air Wireless Platform): The RES7 sensor is nLight AIR enabled, meaning it has the ability to communicate over the wireless nLight control platform. It is available with an automatic dimming photocell, and either a digital PIR or microphonics (PDT) dual technology occupancy sensor. It pairs to other luminaires and wall switches through our mobile app, CL**AIR**ITY+, which allows for simple sensor adjustment. See page 4 for more details on the Integrated Smart Sensor.

Integrated Wireless Sensor (single room control): Sensor Switch VERTEX JOT or JOTVTX15 luminaire-embedded occupancy and ambient light sensor allows the luminaire to power off when the space is unoccupied or when enough ambient light is entering the space. See page X for more details on the integrated wireless sensor.

INSTALLATION — The BLT's low profile design of only 2-3/4" provides increased installation flexibility especially in restrictive plenum applications. Designed for use in NEMA standard Type G (1" & 15/16") , NFG (9/16"), and SS (9/16") grid ceilings. Consult factory about other ceiling types.

For recessed mounting in hard ceiling applications, Drywall Grid Adapters (DGA) are available as an accessory. See Accessories section. Suitable for damp location.

LISTINGS — CSA Certified to meet U.S. and Canadian standards. IC rated. Tested in accordance with ISO 14644-1; suitable for ISO Class 5-9 positive and negative pressure clean rooms.

DesignLights Consortium® (DLC) Premium qualified product and DLC qualified product. Not all versions of this product may be DLC Premium qualified or DLC qualified. Please check the DLC Qualified Products List at www.designlights.org/QPL to confirm which versions are qualified.

BUY AMERICAN ACT— Product with the BAA option is assembled in the USA and meets the Buy America(n) government procurement requirements under FAR, DFARS and DOT regulations. Please refer to www.acuitybrands.com/buy-american for additional information.

WARRANTY — 5-year limited warranty. This is the only warranty provided and no other statements in this specification sheet create any warranty of any kind. All other express and implied warranties are disclaimed. Complete warranty terms located at: www.acuitybrands.com/support/warranty/terms-and-conditions

NOTE: Actual performance may differ as a result of end-user environment and application.
All values are design or typical values, measured under laboratory conditions at 25 °C.
Specifications subject to change without notice.

Specifications

Length: 47-3/4 (121.2)
Width: 11-3/4 (29.8)
Depth: 2-3/4 (6.9)
Depth with Air supply/return: 3-5/8 (9.2)

All dimensions are inches (centimeters) unless otherwise specified.

Static

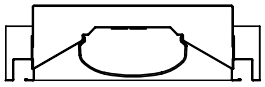

Air Supply/Return

Embed nLight controls today. Prepare for tomorrow.

Now

- User-friendly install
- Enhanced energy savings
- Code compliance

Tomorrow

- Scalability
- Space configuration
- Future-ready

A+ Capable Luminaire

This item is an A+ capable luminaire, which has been designed and tested to provide consistent color appearance and out-of-the-box control compatibility with simple commissioning when used with Acuity Brands controls products.
All configurations of this luminaire are calibrated and tested to meet the Acuity Brands' specifications for chromatic consistency – including color rendering, color fidelity, and color temperature tolerance around standard CIE chromaticity coordinates.

To learn more about Acuity A+ standards, specifications, and testing visit www.acuitybrands.com/aplus.

design select

Items marked by a shaded background qualify for the Design Select program and ship in 15 days or less. To learn more about Design Select, visit www.acuitybrands.com/designselect.
*See ordering tree for details

Design Select options indicated by this color background.

ORDERING INFORMATION

Lead times will vary depending on options selected. Consult with your sales representative.

Example: BLT4 30L ADP EZ1 LP835

BLT4

Series	Fixture Style	Air function	Lumens ‡		Diffuser	Voltage	Driver	Color temperature
BLT4 1x4 BLT	(blank) Smooth Reflector RB Ribbed Reflector	(blank) Static A Air supply/ return ‡	**Standard efficiency (>100 LPW)** 15L 1500 20L 2000 30L 3000 40L 4000 48L 4800 60L 6000	**High efficiency ‡ (>130 LPW)** 15LHE 1500 20LHE 2000 30LHE 3000 40LHE 4000 48LHE 4800 60LHE 6000	ADP Curved, ribbed ADSM Curved, smooth SDP Square, ribbed SDSM Square, smooth LUGR Low UGR lens‡ **Includes trim rings to match sensored version** ADPT Curved, ribbed ADSMT Curved, smooth SDPT Square, ribbed SDSMT Square, smooth LUGRT Low UGR lens with trim‡	(blank) MVOLT 120 120V 277 277V 347 347V ‡	EZ1 eldoLED dims to 1% (0-10 volt dimming) GZ1 Dims to 1% (0-10V dimming) GZ10 Dims to 10% (0-10V dimming) SLD Step-level dimming ‡	LP830 82CRI, 3000 K LP835 82CRI, 3500 K LP840 82CRI, 4000 K LP850 82CRI, 5000 K LP930 90CRI, 3000K LP935 90CRI, 3500K LP940 90CRI, 4000K LP950 90CRI, 5000K

nLight Interface

nLight Wired

(blank)	no nLight ® interface
N80	nLight with 80% lumen management
N80EMG	nLight with 80% lumen management For use with generator supply EM power ‡
N100	nLight without lumen management
N100EMG	nLight without lumen management For use with generator supply EM power ‡

nLight Wireless

(blank)	no nLight ® interface
NLTAIR2	nLight AIR Generation 2 enabled ‡

Control ‡

nLight Wired

(blank)	No sensor control
NES7	nLight™ nES 7 PIR integral occupancy sensor ‡
NESPDT7	nLight AIR control with PDT dual technology integral occupancy sensor and automatic dimming photocell ‡
NES7ADCX	nLight™ nES 7 ADCX PIR integral occupancy sensor with automatic dimming photocell ‡
NESPDT7ADCX	nLight™ nES PDT 7 dual technology integral occupancy sensor with automatic dimming photocell ‡

nLight Wireless

RES7	nLight AIR control with PIR integral occupancy sensor and automatic dimming photocell ‡
RES7PDT	nLight AIR microphonics dual technology occupancy sensor with automatic dimming photocell ‡
RIO	nLight AIR radio module without sensor ‡
RES7EM	nLight AIR PIR integral occupancy sensor with automatic dimming photocell and UL924 Emergency Operation, via power interrupt detection ‡
RES7PDTEM	nLight AIR microphonics dual technology occupancy sensor with automatic dimming photocell and UL924 Emergency Operation, via power interrupt detection ‡
RIOEM	nLight AIR radio module less sensor, with UL924 Emergency Operation, via power interrupt detection ‡

Individual Control

MSD7ADCX	PIR integral occupancy sensor with automatic dimming control photocell ‡
MSDPDT7ADCX	PDT integral occupancy sensor with automatic dimming control photocell ‡
JOT	Wireless room control with "Just One Touch" pairing ‡
JOTVTX15	Wireless occupancy sensor with "Just One Touch" pairing ‡

Standy Mode

NOC	NOC Occupancy sensor disabled ‡

Options

BDP Disconnect Plug

EL7L	700 lumen battery pack (Noncompliant with CA T20) ‡
EL14L	1400 lumen battery pack (Noncompliant with CA T20) ‡
E10WLCP	EM Self-Diagnostic battery pack, 10W Constant Power, Certified in CA Title 20 MAEDBS ‡

CP	Chicago plenum ‡
BGTD	Bodine Generator Transfer Device ‡
PWS1836	6' pre-wire, 3/8" diameter, 18 gauge, 1 circuit
PWS1846	6' pre-wire, 3/8" diameter, 18 gauge, 2 circuit
PWS1846 PWSLV	Two cables: one 6' pre-wire, 3/8" diameter, 18 gauge, 2 circuits; one 6' pre-wire, 3/8" diameter, 18 gauge‡
PWS1856LV	6' pre-wire, 3/8" diameter, 18 gauge, 1 circuit w/low voltage wires ‡

GLR	Fast-blowing fuse ‡
GMF	Slow-blowing fuse ‡
NPLT	Narrow pallet
RRL_	RELOC®-ready luminaire ‡
LATC	Earthquake clip
WH	Glossy White
DWAM	Anti-Microbial paint
IP5X	Gasketed diffuser compartment to meet IP5X rating ‡
BAA	Buy America(n) Act Compliant

NOTE: ‡ indicates option value has ordering restrictions. Please reference the Option Value Ordering Restictions chart on the next page. Options are sorted alphanumerically.

© 2016-2023 Acuity Brands Lighting, Inc. All rights reserved.

‡ Option Value Ordering Restrictions	
Option value	**Restriction**
347	Not available with SLD, EL7L, or E10WLCP options.
A	Not available with RB fixture style, consult factory for air flow data.
BGTD	Not available with JOT, JOTVTX15 sensor options or emergency battery options. Must specify voltage. Requires BSE labeling, voltage specific. Consult factory for options. Example: BGTD BSE10.
Control	Must specify diffuser with trim rings.
CP	Not available with N80, N80EMG, N100, N100EMG, PWS1836, PWS1846, PWS1846 PWSLV or PWS1856LV.
EL7L, EL14L, E10WLCP	When using pre-wire option, use PWS1846 or PWS1846 PWSLV.
GLR, GMF	Must specify voltage. 120 or 277, with GLR and GMF fusing.
IP5X	Not available with air supply/return or Wired Networking (NES_) and Individual Control (MSD_) sensors.
JOT, JOTVTX15	Not available with SLD, nLight, NLTAIR2, NOC, or BGTD options.
Lumens	Approximate lumen output. For high Efficiency, all versions may not achieve 130+ LPW. Refer to photometry on www.acuitybrands.com. Air supply/return option, 90 CRI, and versions with integral sensor trim rings may not achieve 130 LPW.
LUGR, LUGRT	Due to the unique optics used to drive the low UGR distribution, the LUGR lens is not uniformly lit and presents visible striping.
MSD7ADCX, MSDPDT7ADCX	Only available with EZ1 driver option. 0-10v dimming wires not accessible via access plate.
NES7, NESPDT7, NES7ADCX, NESPDT7ADCX	Requires N80, N80EMG, N100, or N100EMG. Only available with EZ1 driver.
NLTAIR2	Must order with nLight Wireless option from Control section. Not available with GZ10 driver.
NOC	Can only be ordered in conjunction with EZ1 or GZ1, NLTAIR2, RES7/RES7PDT. Occupancy sensor disabled at factory but can be re-enabled upon commissioning.
N80EMG, N100EMG	nLight EMG option requires a connection to existing nLight network. Power is provided from a separate N80 or N100 enabled fixture.
PWS1846 PWSLV, PWS1856LV	Not available with nLIGHT wired network or individual controls
RES7, RES7PDT, RIO	See UL 924 Sequence of Operation chart on page 3. When combined with the EZ1 option, can be used as a normal power sensing device for nLight AIR devices and luminaires with EM emergency options.
RES7EM, RES7PDTEM, RIOEM	See UL924 Sequence of Operation chart on page 3. Not available with GZ10 or GZ1 driver.
RRL_	For ordering logic consult: RRL_2013.
SLD	Not available with any nLight Interface or Control options.

Multiple Diffuser Options

Non-Configurable BLT

Non-Configurable BLT								
Stock/MTO	**Catalog Description ***	**UPC**	**Lumens**	**Wattage**	**LPW**	**Color Temperature**	**Voltage**	**Pallet Qty**
Stock	BLT4 40L ADP LP835	00190887466218	4114	33.09	124.31	3500K/82 CRI	120-277	39
	BLT4 40L ADP LP840	00190887465228	4179.68	33.09	126.3	4000K/82 CRI	120-277	39
	BLT4 40L ADP EL14L LP835	00190887466621	4114	33.09	124.31	3500K/82 CRI	120-277	39
	BLT4 40L ADP EL14L LP840	00190887466614	4179.68	33.09	126.3	4000K/82 CRI	120-277	39

*Generic 0-10V Dimming to 10%.

MOUNTING DATA	
Ceiling Type	**Appropriate Trim Type**
Exposed grid tee (1' and 9/16")	G
Concealed grid tee	G
Plaster or plasterboard	G*

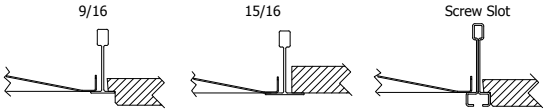

*DGA accessory available to provide ceiling trim flange and fixture support for plaster or plasterboard ceiling. Recommended rough-in dimensions for DGA installation is 24-3/4" x 24-3/4" (Tolerance is +1/8", -0").

UL924 Sequence of Operation

The below information applies to all nLight AIR devices with an EM option.

- EM devices will remain at their high-end trim and ignore wireless lighting control commands, unless a normal-power-sensed (NPS) broadcast is received at least every 8 seconds.
- Using the CL**AIR**ITY+ mobile app, EM devices must be associated with a group that includes a normal power sensing device to receive NPS broadcasts.
- Only non-emergency rPP20, rLSXR, rSBOR, rSDGR, and nLight AIR luminaires with version 3.4 or later firmware can provide normal power sensing for EM devices. See specification sheets for control devices and luminaires for more information on options that support normal power sensing.

© 2016-2023 Acuity Brands Lighting, Inc. All rights reserved.

Accessories & Replacement Parts

Accessories: *Order as separate catalog number.*	
DGA14	Drywall grid adapter for 1x4 recessed fixture
1X4SMKSHP PAF	Surface Mount Troffer Kit Post Paint
RK8BDP 2P U	Disconnect Plug (BDP), 2 Pole, Package of 1
RK8BDP 3P U	Disconnect Plug (BDP), 3 Pole, Package of 1
RK8BDP 2P J10	Disconnect Plug (BDP), 2 Pole, Package of 10
RK8BDP 2P J40	Disconnect Plug (BDP), 2 Pole, Package of 40

Replacement Parts: *Order as separate catalog number.*		
*249P36	DBLT48 ADP LENS ASSEMBLY	2 ft. replacement lens
*249P3C	DBLT48 SDP LENS ASSEMBLY	2 ft. replacement lens
*249P3H	DBLT48 ADSM LENS ASSEMBLY	2 ft. replacement lens
*249P3L	DBLT48 SDSM LENS ASSEMBLY	2 ft. replacement lens
*239UJR	DBLT48 ADPT LENS ASSEMBLY	2 ft. replacement lens
*239TXC	DBLT48 SDPT LENS ASSEMBLY	2 ft. replacement lens
*239UK6	DBLT48 ADSMT LENS ASSEMBLY	2 ft. replacement lens
*239UK6	DBLT48 SDSMT LENS ASSEMBLY	2 ft. replacement lens
*239TVV	DBLT48 ADPT SENSOR LENS ASSEMBLY	2 ft. replacement lens
*239TXM	DBLT48 SDPT SENSOR LENS ASSEMBLY	2 ft. replacement lens
*239UKG	DBLT48 ADSMT SENSOR LENS ASSEMBLY	2 ft. replacement lens
*239U0K	DBLT48 SDSMT SENSOR LENS ASSEMBLY	2 ft. replacement lens

Emergency Battery Pack Options - Field Installable

Battery Model Number	Wattage	Runtime (Minutes)	Lumen Output* @ 120 Lumens/Watt	Other
ILB CP07 2H A	7W	120	840	Storm Shelter/ 2-hour Runtime
ILB CP10 A	10W	90	1200	
ILBLP CP10 HE SD A	10W	90	1200	Title 20, Self Diagnostic
ILBLP CP15 HE SD A	15W	90	1800	Title 20, Self Diagnostic
ILB CP20 HE A	20W	90	2400	Title 20
ILB CP20 HE SD A	20W	90	2400	Title 20, Self Diagnostic

All the above are UL Listed products that are certified for field install external/remote to the fixture.

*Minimum delivered lumen output to assist in product selection for increased fixture mounting height.

The CP10 delivered emergency illumination outperforms legacy 1400 lumen fluorescent emergency ballast.

Please contact us at techsupport@iotaengineering.com for any Emergency Battery related questions.

JOT Wireless

JOT
Just One Touch

Sensor Switch JOT Enabled Wireless Solution

Designed with contractors in mind, the Sensor Switch JOT enabled wireless solution offers a straightforward approach to the installation and pairing of lighting fixtures and controls. Absolutely no 0-10V control wires and no mobile apps are needed with JOT enabled products, allowing for lightning speed installation right out of the box.

1. **Power:** Install JOT enabled fixtures and controls as instructed.
2. **Pair:** Insert the pairing tool into the pinhole on the wall switch; press and hold any button for 6 seconds.
3. **Play:** Once paired, each fixture will individually dim down to 10% brightness. All products will be fully functional.

BLT Series

Sensor Switch
WSXA JOT

BLT Series
with integrated
JOT OCC
Sensors

Sensor Switch
SPODMRA JOT

© 2016-2023 Acuity Brands Lighting, Inc. All rights reserved.

nLight Platform

nLight embedded fixtures offer:	Customers get:
Manual Dimming	Convenience and visual comfort for occupants
Motion Sensing and/or Daylight Harvesting	Energy savings and code compliance
Fixture or Group Level Control	Ability to configure lighting to the space requirements
Flexibility	Ease of fixture moves, adds and changes
Wireless Wall Switch (nLight AIR Only)	Ease and flexibility of placement
Astronomical and Time of Day Scheduling	Energy savings and building security
Scalable Solution	nLight controls to grow with your business
Future-Ready	nLight platform to set foundation for future upgrades and capabilities

nLight Air Wireless



Simple as 1,2,3

1. Install the nLight® AIR fixtures with embedded smart sensor
2. Install the wireless battery-powered wall switch
3. With CL**AIR**ITY+ app, pa ir the fixtures with the wall switch and if desired, customize the sensor settings for the desired outcome

nLight Wired Networking



Simple as 1,2,3

1. Install the nLight® Wired fixtures with embedded control
2. Install the nLight Wired wall switch
3. Connect the fixtures using standard CAT5e cables and the devices will automatically discover each other and work (plug and play)

© 2016-2023 Acuity Brands Lighting, Inc. All rights reserved.

Sensor Options					
Option	Automatic Dimming Photocell	Occupancy Sensing		nLight Wired Networking	nLight AIR Networking
		PIR	PDT		
MSD7ADCX	X	X			
MSDPDT7ADCX	X		X		
NES7		X		X	
NES7ADCX	X	X		X	
NESPDT7			X	X	
NESPDT7ADCX	X		X	X	
RES7	X	X			X
RESPDT7	X	X	X		X

Sensor Coverage Pattern
Mini 360° Lens

- Recommended for walking motion detection from mounting heights between 8 ft (2.44 m) and 20 ft (6.10 m)
- Initial detection of walking motion along sensor axes at distances of 2x the mounting height up to 15 ft (4.57 m) and
- 1.75x up to 20 ft (6.10 m).
- Provides 12 ft (3.66 m) radial detection of small motion when mounted at 9 ft (2.74 m)
- Initial detection will occur earlier when walking across sensor's field of view than when walking directly at sensor

9 FT Mounting

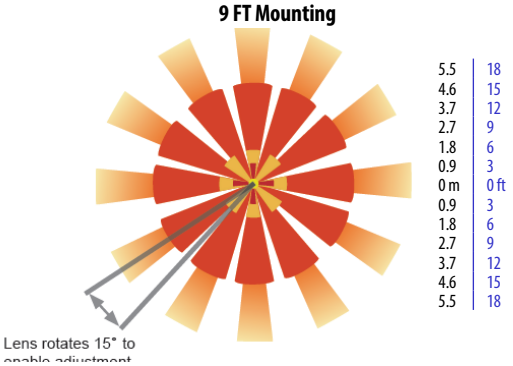

Integrated Sensor with Individual Control

The MSD7ADCX PIR occupancy sensor/automatic dimming photocell is ideal for areas without obstructions and where daylight harvesting may be desired. Suggested applications include, but not limited to, hallways, corridors, storage rooms, and breakrooms or other areas where people are typically moving.

The MSDPDT7ADCX PIR/Microphonics Dual Tech occupancy sensor/automatic dimming photocell is ideal for areas with obstructions and where daylight harvesting is desired. Suggested applications include, but not limited to, open offices, private offices, classrooms, public restrooms, and conference rooms.

nLight AIR Wireless

nLight AIR is the ideal solution for retrofit or new construction spaces where adding additional wiring can be labor intensive and nLight AIR is available with or without an integral sensor. The integrated rES7 or rES7PDT smart sensors are part of each luminaire in the nLight AIR network, which can be grouped to control multiple luminaires. The granularity of control with the digital PIR occupancy detection and daylight sensing makes a great solution for any application.

nLight Wired Networking

The nES 7 is ideal for small rooms without obstructions or areas with primarily walking motion. Ideal areas include hallways, corridors, storage rooms, and breakrooms. Additionally, the nES7ADCX includes an integrated photocell, which enables daylight harvesting controls.

For areas like restrooms, private offices, open offices, conference rooms or any space with obstructions, the nES PDT 7 dual technology sensor is recommended. The nES PDT 7 utilizes both PIR (passive infrared) and Microphonics technologies to detect occupancy. Additionally, the nESPDT7ADCX includes an integrated photocell, which enables daylight harvesting controls which is ideal for areas where windows are present.

Sequence of Operation (MSD7 Sensor)

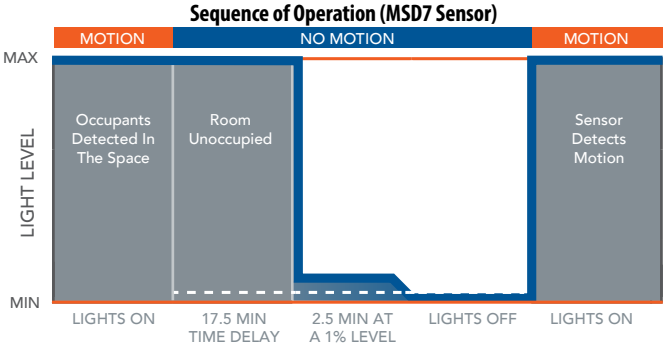

*The presetting on the automatic dimming photocell is 5fc.

Sequence of Operation (nES7 and rES7 and Sensor)

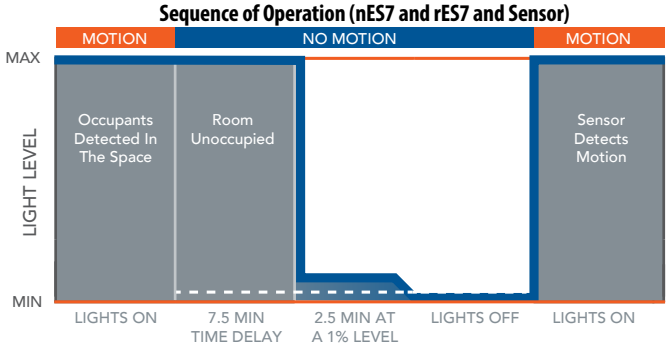

*The presetting on the automatic dimming photocell is 5fc (NES7) and 10fc (RES7).

© 2016-2023 Acuity Brands Lighting, Inc. All rights reserved.

Controls Accessories

nLight® Wired Control Accessories:
Order as separate catalog number. Visit www.acuitybrands.com/products/controls/nlight.

WallPod stations	Model number	Occupancy sensors	Model number
On/Off	nPODMA [Color]	Small motion 360°, ceiling (PIR / dual tech)	nCM 9 RJB / nCM PDT 9 RJB
On/Off & raise/lower	nPODMA DX [Color]	Large motion 360°, ceiling (PIR / dual tech)	nCM10 RJB / nCM PDT 10 RJB
Graphic touchscreen	nPOD TOUCH [Color]	Wall switch with raise/lower	nWSX PDT LV DX [color]
Photocell controls	Model number	Cat-5 cable (plenum rated)	Model number
Full range dimming	nCM ADCX RJB	10' cable	CAT5 10FT J1
		30' cable	CAT5 30FT J1

nLight® AIR Control Accessories:
Order as separate catalog number. Visit www.acuitybrands.com/products/controls/nlightair.

Wall switches	Model number
On/Off single pole	rPODBA [color] G2
On/Off two pole	rPODB A2P [color] G2
On/Off & raise/lower single pole	rPODBA DX [color] G2
On/Off & raise/lower two pole	rPODBA 2P DX [color] G2

BLT fixtures with integrated rIO devices complement any small office space. Pair them with an rCMS occupancy sensor and the space now has wireless occupancy sensing and dimming capability. For additional configuration options please consult with Tech Support.

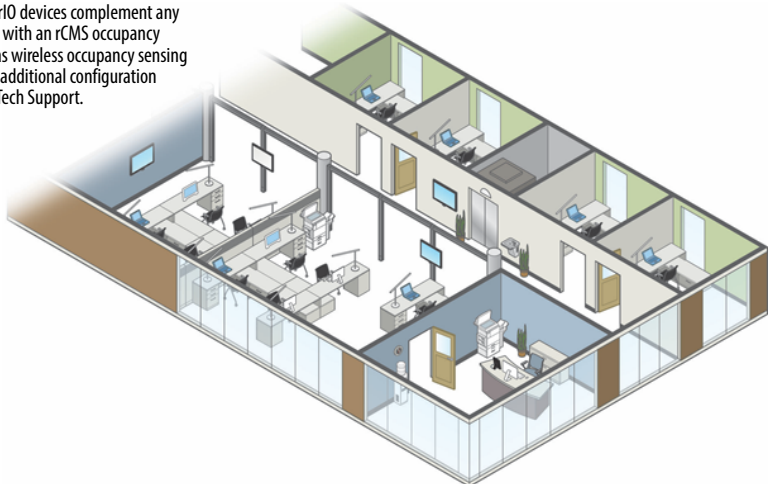

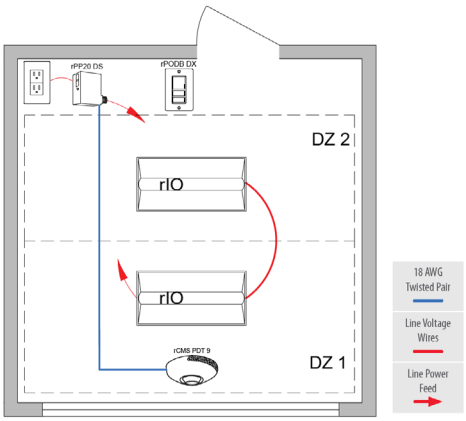

rCMS[1] — Example: RCMS PDT 10 AR G2

Series / Detection	Power Supply[1]	Occupancy Detection	Lens (Required)	Operating Mode	Generation
RCMS nLight AIR occupancy and daylight sensor	[blank] Power Supply ordered separately PS 150 Standard 150 mA Power Supply	[blank] PIR Detection PDT Dual Tech PIR/ Microphonics	10 Large Motion/ Extended Range 360° 9 Small Motion/ Extended Range 360° 6 High Bay 360° Lens	[BLANK] None AR Auxiliary Relay	G2 Generation 2 compatibility

Notes
1 RCMS requires low voltage power from either RPP20 DS 24V G2 or PS150.

Sensor Switch WSX

nLight WIRED NPOD UNITOUCH

nLight WIRED nPODMA DX

nLight AIR rPODBA

BLT with rIO

rPODBA

RCMS

© 2016-2023 Acuity Brands Lighting, Inc. All rights reserved.

Constant Lumen Management

Enabled by the embedded nLight control, the BLT actively tracks its run-time and manages its light source such that constant lumen output is maintained over the system life. Referred to as lumen management, this feature eliminates the energy waste created by the traditional practice of over-lighting.

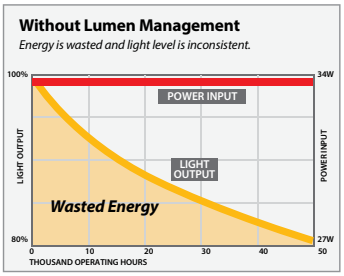

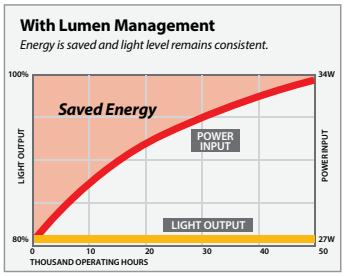

PHOTOMETRICS

BLT4 40L ADP LP835, 4114 delivered lumens, test no. ISF35685P49, tested in accordance to IESNA LM-79

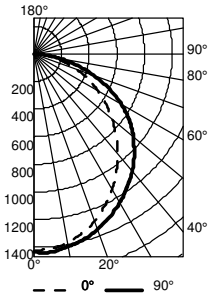

CP Summary

	0°	90
0°	1429	1429
5°	1413	1439
15°	1343	1390
25°	1211	1300
35°	1039	1175
45°	843	1025
55°	638	841
65°	429	608
75°	226	328
85°	55	66
90	0	0

Coefficients of Utilization

RCR (pf / pc / pw)	80% 70%	80% 50%	80% 30%	20% 70% 50%	20% 70% 30%	20% 70% 10%	50% 50% 50%	50% 50% 30%	50% 50% 10%
0	119	119	119	116	116	116	111	111	111
1	109	104	99	101	97	94	97	94	91
2	98	90	83	88	82	76	85	79	74
3	90	79	71	77	70	63	74	68	62
4	82	70	61	68	60	54	66	59	53
5	75	62	53	61	53	46	59	51	46
6	69	56	47	55	46	40	53	46	40
7	64	51	42	50	41	35	48	41	35
8	60	46	38	46	37	32	44	37	31
9	56	42	34	42	34	28	41	33	28
10	52	39	31	39	31	26	38	31	26

Zonal Lumen Summary

Zone	Lumens	% Lamp	% Fixture
0° - 30°	1103	26.8	26.8
0° - 40°	1799	43.7	43.7
0° - 60°	3194	77.6	77.6
0° - 90°	4114	100.0	100.0
90° - 120°	0	0.0	0.0
90° - 130°	0	0.0	0.0
90° - 150°	0	0.0	0.0
90° - 180°	0	0.0	0.0
0° - 180°	4114	100.0	100.0

BLT4 48L ADP LP835, 4888 delivered lumens, test no. ISF35685P114, tested in accordance to IESNA LM-79

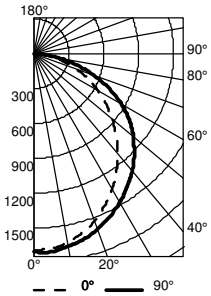

CP Summary

	0°	90
0°	1697	1697
5°	1679	1710
15°	1596	1651
25°	1438	1544
35°	1234	1396
45°	1002	1218
55°	758	1000
65°	510	722
75°	268	389
85°	66	78
90	0	0

Coefficients of Utilization

RCR (pf / pc / pw)	80% 70%	80% 50%	80% 30%	20% 70% 50%	20% 70% 30%	20% 70% 10%	50% 50% 50%	50% 50% 30%	50% 50% 10%
0	119	119	119	116	116	116	111	111	111
1	109	104	99	101	97	94	97	94	91
2	98	90	83	88	82	76	85	79	74
3	90	79	71	77	70	63	74	68	62
4	82	70	61	68	60	54	66	59	53
5	75	62	53	61	53	46	59	51	46
6	69	56	47	55	46	40	53	46	40
7	64	51	42	50	41	35	48	41	35
8	60	46	38	46	37	32	44	37	31
9	56	42	34	42	34	28	41	33	28
10	52	39	31	39	31	26	38	31	26

Zonal Lumen Summary

Zone	Lumens	% Lamp	% Fixture
0° - 30°	1310	26.8	26.8
0° - 40°	2137	43.7	43.7
0° - 60°	3795	77.6	77.6
0° - 90°	4888	100.0	100.0
90° - 120°	0	0.0	0.0
90° - 130°	0	0.0	0.0
90° - 150°	0	0.0	0.0
90° - 180°	0	0.0	0.0
0° - 180°	4888	100.0	100.0

UNIFIED GLARE RATING (UGR)

Lumen Package	UGR Values of BLT 1x4 @ **80CRI** and 3500K UGR (70% 50% 20% reflectance using a 4H x 8H room size)																			
	ADP		ADPT		ADSM		ADSMT		SDP		SDPT		SDSM		SDSMT		LUGR		LUGRT	
	Crosswise	Endwise	Crosswise	Endwise	Crosswise	Endwise	Crosswise	Endwise	Crosswise	Endwise	Crosswise	Endwise	Crosswise	Endwise	Crosswise	Endwise	Crosswise	Endwise	Crosswise	Endwise
15L	16.9	18.4	17	18.2	17	18.3	16.9	18.4	17	18.4	16.8	18.2	17.2	18.3	16.9	18.1	16.7	14.9	16.7	14.9
15LHE	17	18.5	17.1	18.4	17.2	18.5	17	18.5	17.2	18.5	17	18.4	17.3	18.4	17.1	18.2	16.8	15	16.8	15
20L	18.2	21.7	18.2	21.6	18.4	21.7	18.1	21.3	18.4	21.4	18.2	21.2	18.4	21.1	18.2	21.1	17.6	15.8	17.5	15.8
20LHE	17.9	19.4	18	19.2	18.1	19.4	17.9	19.4	18.1	19.4	17.9	19.3	18.2	19.3	18	19.1	17.7	15.9	17.6	15.9
30L	19.6	23.1	19.6	23	19.8	23.1	19.5	22.7	19.8	22.8	19.5	22.6	19.8	22.5	19.6	22.5	19	17.2	19	17.2
30LHE	19.5	23.1	19.5	20.8	19.6	20.9	19.4	20.9	19.6	21	19.4	20.8	19.7	20.8	19.5	20.6	19.1	17.3	19.1	17.3
40L	20.5	22	20.1	23.5	20.3	23.6	20.1	23.2	20.3	23.4	20.1	23.1	20.3	23.1	20.1	23	20	18.2	20	18.2
40LHE	20.6	22.1	20.7	22	20.8	22.1	20.6	22.1	20.8	22.2	20.6	22	20.9	22	20.7	21.8	20.1	18.3	20.1	18.3
48L	21.1	22.6	21	24.4	21.2	24.5	21	24.1	21.2	24.3	21	24	21.2	24	21	23.9	20.7	18.9	20.7	18.9
48LHE	20.8	24.3	20.8	24.2	21	24.3	20.7	23.9	21	24	20.8	23.8	21	23.7	20.8	23.7	20.6	18.8	20.6	18.8
60L	21.6	25.2	21.6	25	21.8	25.1	21.6	24.7	21.9	24.9	21.6	24.6	21.8	24.6	21.6	24.5	21.5	19.7	21.4	19.7
60LHE	21.3	24.8	21.3	24.7	21.5	24.8	21.2	24.4	21.5	24.5	21.2	24.3	21.5	24.2	21.3	24.2	21.4	19.6	21.4	19.6

UGR varies based on luminaire options and is affected by application dependent parameters. Numbers depicted here are considered "Luminaire-UGR and/or "Point-UGR" values.
To determine a more precise maximum UGR value ("Application-UGR"), a full lighting design layout should be completed with the selected luminaire configuration for each application

© 2016-2023 Acuity Brands Lighting, Inc. All rights reserved.

Performance Data					
Model Number	**Lumens**	**LPW**	**Watts**	**DLC Listing**	**DLC ID**
BLT4 15L ADP EZ1 (GZ1, GZ10) LP840 [All Options]	1576	135.27	11.7	Premium	PITJ7LZR
BLT4 15L ADPT EZ1 (GZ1, GZ10) LP840 [All Options]	1549	132.93	11.7	Premium	PGT9ZM85
BLT4 20L ADP EZ1 (GZ1, GZ10) LP835 [All Options]	1965	124.83	15.7	Premium	P6TRMV97
BLT4 20L ADP EZ1 (GZ1, GZ10) LP840 [All Options]	2019	128.25	15.7	Premium	PYGYBGA4
BLT4 20L ADPT EZ1 (GZ1, GZ10) LP840 [All Options]	1984	126.03	15.7	Premium	P62XJ7B5
BLT4 20L ADP EZ1 (GZ1, GZ10) LP835 [All Options]	1931	122.99	15.7		
BLT4 20L ADPT EZ1 (GZ1, GZ10) LP835 [All Options]	1965	125.16	15.7		
BLT4 30L ADP EZ1 (GZ1, GZ10) LP835 [All Options]	2979	131.41	22.7	Premium	PFTQCVDN
BLT4 30L ADP EZ1 (GZ1, GZ10) LP840 [All Options]	3060	135.01	22.7	Premium	PXYBVAFH
BLT4 30L ADPT EZ1 (GZ1, GZ10) LP835 [All Options]	2927	129.14	22.7	Premium	PQB9V6BJ
BLT4 30L ADPT EZ1 (GZ1, GZ10) LP840 [All Options]	3007	132.68	22.7	Premium	P8UXM7NX
BLT4 40L ADP EZ1 (GZ1, GZ10) LP835 [All Options]	4010	125.04	32.1	Premium	PMYRQ49V
BLT4 40L ADP EZ1 (GZ1, GZ10) LP840 [All Options]	4120	128.47	32.1	Premium	PGGU8V31
BLT4 40L ADPT EZ1 (GZ1, GZ10) LP840 [All Options]	4049	126.25	32.1	Premium	PUEDT9VY
BLT4 40L ADPT EZ1 (GZ1, GZ10) LP835 [All Options]	3941	122.88	32.1	Standard	P42QKXVC
BLT4 48L ADP EZ1 (GZ1, GZ10) LP835 [All Options]	4851	125.02	38.8	Premium	PYZ4KMD4
BLT4 48L ADP EZ1 (GZ1, GZ10) LP840 [All Options]	4983	128.45	38.8	Premium	PQX799PT
BLT4 48L ADPT EZ1 (GZ1, GZ10) LP840 [All Options]	4897	126.23	38.8	Premium	PNTGHKEN
BLT4 48L ADPT EZ1 (GZ1, GZ10) LP835 [All Options]	4767	122.86	38.8	Standard	P22X8T1X
BLT4 60L ADP EZ1 (GZ1, GZ10) LP840 [All Options]	6212	127.58	48.7	Premium	P2DSW9MV
BLT4 60L ADP EZ1 (GZ1, GZ10) LP835 [All Options]	6046	124.18	48.7	Premium	PWMC3RXH
BLT4 60L ADPT EZ1 (GZ1, GZ10) LP835 [All Options]	5941	122.03	48.7	Standard	P7JXFEX8
BLT4 60L ADPT EZ1 (GZ1, GZ10) LP840 [All Options]	6104	125.38	48.7	Premium	PJZS4XAG

DLC information is subject to change, for the most up-to-date information please refer to www.dlc.org. Above listings do not cover 347v or SLD.

How to Estimate Delivered Lumens in Emergency Mode
Use the formula below to estimate the delivered lumens in emergency mode

Delivered Lumens = 1.25 x P x LPW

P = Ouput power of emergency driver. P = 10W for E10WLCP option. LPW = Lumen per watt rating of the luminaire. This information is available on the ABL luminaire spec sheet. LPW = Lumen per watt rating of the luminaire. LPW information available in Performance Data section.

HE Performance Data					
Model Number	**Lumens**	**LPW**	**Watts**	**DLC Listing**	**DLC ID**
BLT4 15LHE ADP EZ1 (GZ1, GZ10) LP835 [All Options]	1583	136.37	11.6	Premium	PTAG2QWR
BLT4 15LHE ADP EZ1 (GZ1, GZ10) LP840 [All Options]	1627	140.11	11.6	Premium	PW6HZMN4
BLT4 15LHE ADPT EZ1 (GZ1, GZ10) LP835 [All Options]	1556	134.02	11.6	Premium	PM80L4KU
BLT4 15LHE ADPT EZ1 (GZ1, GZ10) LP840 [All Options]	1599	137.69	11.6	Premium	P3SW8CV0
BLT4 20LHE ADP EZ1 (GZ1, GZ10) LP835 [All Options]	2027	128.39	15.8	Premium	PPE50BKI
BLT4 20LHE ADP EZ1 (GZ1, GZ10) LP840 [All Options]	2082	131.9	15.8	Premium	PNVCY7R2
BLT4 20LHE ADPT EZ1 (GZ1, GZ10) LP835 [All Options]	1992	126.16	15.8	Premium	PH4BQPK3
BLT4 20LHE ADPT EZ1 (GZ1, GZ10) LP840 [All Options]	2046	129.62	15.8	Premium	PX3ZLUGW
BLT4 30LHE ADP EZ1 (GZ1, GZ10) LP835 [All Options]	3074	135.32	22.7	Premium	PV0LKMTV
BLT4 30LHE ADP EZ1 (GZ1, GZ10) LP840 [All Options]	3159	139.02	22.7	Premium	PQSG0MWX
BLT4 30LHE ADPT EZ1 (GZ1, GZ10) LP835 [All Options]	3021	132.98	22.7	Premium	P0YU2QG4
BLT4 30LHE ADPT EZ1 (GZ1, GZ10) LP840 [All Options]	3104	136.62	22.7	Premium	P7IA04ZL
BLT4 40LHE ADP EZ1 (GZ1, GZ10) LP835 [All Options]	4063	130.84	31.1	Premium	PTFZPNFT
BLT4 40LHE ADP EZ1 (GZ1, GZ10) LP840 [All Options]	4175	134.43	31.1	Premium	PU2IGL4P
BLT4 40LHE ADPT EZ1 (GZ1, GZ10) LP835 [All Options]	3993	128.58	31.1	Premium	PHHEA92E
BLT4 40LHE ADPT EZ1 (GZ1, GZ10) LP840 [All Options]	4102	132.1	31.1	Premium	PPVT5JFT
BLT4 48LHE ADP EZ1 (GZ1, GZ10) LP835 [All Options]	4752	133.88	35.5	Premium	PJT47YU5
BLT4 48LHE ADP EZ1 (GZ1, GZ10) LP840 [All Options]	4882	137.55	35.5	Premium	PX9KVBY3
BLT4 48LHE ADPT EZ1 (GZ1, GZ10) LP835 [All Options]	4669	131.56	35.5	Premium	PBQR558K
BLT4 48LHE ADPT EZ1 (GZ1, GZ10) LP840 [All Options]	4797	135.17	35.5	Premium	PRTND692
BLT4 60LHE ADP EZ1 (GZ1, GZ10) LP835 [All Options]	5937	131.13	45.3	Premium	PD35F85D
BLT4 60LHE ADP EZ1 (GZ1, GZ10) LP840 [All Options]	6100	134.72	45.3	Premium	PYKY93GZ
BLT4 60LHE ADPT EZ1 (GZ1, GZ10) LP835 [All Options]	5834	128.86	45.3	Premium	PM297Q4P
BLT4 60LHE ADPT EZ1 (GZ1, GZ10) LP840 [All Options]	5994	132.39	45.3	Premium	PSB3FUK4

DLC information is subject to change, for the most up-to-date information please refer to www.dlc.org. Above listings do not cover 347v or SLD.

© 2016-2023 Acuity Brands Lighting, Inc. All rights reserved.