ENVIRONMENTALLY FRIENDLY, ENERGY EFFICIENT

- Lumen packages suitable for ceiling heights ranging from 8´to in excess of 100´
- Efficacies up to 128 lm/w
- Superior-quality white LED light output using Chip on Board technology
- Patented Hyperbolic Reflector (U.S. Patent No. 10,670,227 B2)
- Low UGR: UGR of zero for fixtures aimed at nadir with a cut-off equal to or less than 60deg per CIE 117-1995 Discomfort Glare in Interior Lighting.

PRODUCT SPECIFICATIONS

Atrius™ - Ready Product: Select models of the L-series product line deliver valuable data and connectivity to the Atrius IoT location based platform services. For more information, please refer to www.acuitybrands.com/Atrius.

OPTICS

Hyperbolic: Patented hyperbolic shape (U.S. Patent No. 10,670,227 B2) optimized for small, directional LED source, maximizes fixture efficiency while creating the "Silent Ceiling" appearance by reducing lamp image and aperture brightness • Geometry of hyperbolic curve provides unique aperture appearance and smoother light distribution

Parabolic/Lens: Computer-optimized parabolic reflector with frosted convexed lens regressed into cone provides uniform distribution with no striations

Wall Wash: Available in Hyperbolic and Parabolic. Both providing uniform distributions with no striations

ELECTRICAL

LED Light Engine: Compact light source delivers uniform illumination without pixilation, enabling excellent beam control • 2SDCM (5000K within 3SDCM) • 80, 90 & 97 CRI • Replaceable light engine with push in wire connections

Passive Cooling: Aluminum heat sink integrated directly with housing provides superior thermal management to ensure the long life of LED

LED Driver: Power factor >0.9 • Easily replaceable from above or below the ceiling

Dimming: Dimmable via 0-10V protocol standard • Optional drivers available for use with eldoLED, Lutron EcoSystem, 2-wire dimmers, DMX, or DALI • For a list of compatible dimmers, see LED-DIM.

Life: Rated for 60,000 hours at 70% lumen maintenance

Emergency Battery Pack (Optional) output: Provides a minimum of 600 (BR & BRT20C), or 1000 (HBR) lumens for a minimum duration of 90 minutes • BRT20C option is CEC Title 20 compliant

A+ Capable options indicated by this color background

J7.1.0G4

ATRIUS READY

indy

800 TO 8000 LUMEN 4" LED NEW CONSTRUCTION/REMODEL/FLANGELESS

HYPERBOLIC / PARABOLIC / WALLWASH

L4 / LRM4 SERIES

Type	Cat. No.
_____	_____

Project: _____

Notes: _____

BUY AMERICAN ACT: This product is assembled in the USA and meets the Buy America(n) government procurement requirements under FAR, DFARS and DOT regulations. Please refer to www.acuitybrands.com/buy-american for additional information.

Warranty: 5 years when used in accordance with manufacturing guidelines. This is the only warranty provided and no other statements in this specification sheet create any warranty of any kind. All other express and implied warranties are disclaimed.

Note: Actual performance may differ as a result of end-user environment and application.

Specifications subject to change without notice.



NEW CONSTRUCTION

REMODEL

ORDERING INFORMATION

Complete Catalog# Example Includes (Rough-In, option, reflector, accessory)

Ordering Example: L4 08LM 35K MVOLT G4 80CRI ZT HW CS PF HBTL

ROUGH-IN

Series		Light Engine	Color Temperature		Voltage	Generation	CRI	Driver		Rough-In Options	
L4	4" L-Series New Construction Downlight	**08LM**	**27K**	2700K	**120**	**G4**	**80CRI**	**DALI**	DALI Control Dimming	**F**[3,8]	Fuse and Fuse Holder
LRM4[3,12]	4" L-Series Remodel Rough-in	**13LM**	**30K**	3000K	**277**		**90CRI**	**DMXR**	DMX/RDM Driver	**CP**[9]	Chicago Plenum
		15LM	**35K**	3500K	**347**		**97CRI**[2]	**EDAB**	eldoLED SOLOdrive DALI. Logarithmic dimming to <1%	**BR**[3,11,16]	600 Lumen Emergency Battery Pack w/Remote Test Switch
		17LM	**40K**	4000K	**MVOLT** (120-277)			**EDXB**[5]	eldoLED POWERdrive DMX/RDM w/ Phoenix Connectors. Dimming to <1%	**BRT20C**[3,11,16]	600 Lumen Emergency Battery Pack w/ Remote Test Switch, CEC Title 20 Compliant
		23LM	**50K**	5000K				**EZ10**	eldoLED 0-10V ECOdrive. Linear dimming to 10% min.	**HBR**[3,11,16]	1000 Lumen Emergency Battery Pack w/Remote Test Switch
		28LM						**EZ1**	eldoLED 0-10V ECOdrive. Linear dimming to 1% min.	**NL**[8,10]	nLight® Dimming Pack Controls
		33LM						**EZB**	eldoLED 0-10V SOLOdrive. Logarithmic dimming to <1%	**NLER**[8,10]	nLight® dimming pack controls. nLER controls fixtures on emergency circuit
		40LM						**FD**[4,6]	Forward or Reverse Phase Dimming Driver	**NLTAIR2**[3,10,19]	nLight® AIR Dimming Pack Wireless Controls
		45LM						**ECOD**[1,7,17]	Lutron Ecosystem 2-Wire Dimming Driver	**NLTAIRER2**[3,10,19]	nLight® AIR Dimming Pack Wireless Controls. Controls fixtures on emergency circuit
		50LM						**ZT**	0-10V Dimming to 10% min	**AE2CD**[18,19]	Atrius™ - Ready, VLC Commissioning, Radio (BT Positioning)
		55LM						**GZ1**[4]	0-10V Dimming to 1% min		
		60LM									
		65LM									
		70LM									
		75LM									
		80LM									

*For Flangeless, "FM" option must be included on both Rough-In and Reflector Order Lines at the end of the nomenclature.

 © 2017-2023 Acuity Brands Lighting, Inc.

REFLECTOR To order reflector separately, use "L4" prefix before reflector option values. Ex: L4 HW CS PF

Trim Style				Finish				Trim Options		Mounting	
HM[11]	Hyperbolic Medium	**P**	Parabolic	**BD**	Black Diffuse	**GD**	Gold Diffuse	**PF**[14]	White Flange	**Blank**	Flanged
HW[11]	Hyperbolic Wide	**WPR**[12,20]	Parabolic Wide	**BS**	Black Specular	**GS**	Gold Specular	**WET**	Wet Location	**FM**[11,13,15]	Flangeless, drywall ceilings only
HWS[11]	Hyperbolic Single Wall Wash	**WC**[11]	Corner Wall Wash	**CD**	Clear Diffuse	**PTD**	Pewter Diffuse				
		WD[11]	Double Wall Wash	**CS**	Clear Specular	**PTS**	Pewter Specular				
		WS[11]	Single Wall Wash	**CSS**	Clear Semi-Specular	**WH**	White, White Flange				
						WTD	Wheat Diffuse				
						WTS	Wheat Specular				

Accessories[16]			
IFMA4[13,16]	4" Flangeless Adapter for Drywall Ceilings Only	**INSA4/05**[12,16]	4" Sloped Ceiling Adapter, 5° Angle
HB28[16]	28" C-Channel Bar Hangers, Pair	**INSA4/10**[12,16]	4" Sloped Ceiling Adapter, 10° Angle
HB52[16]	52" C-Channel Bar Hangers, Pair	**INSA4/15**[12,16]	4" Sloped Ceiling Adapter, 15° Angle
HBTL[16]	25" Tru-Lock Grid Ceiling Bar Hanger, Pair	**INSA4/20**[12,16]	4" Sloped Ceiling Adapter, 20° Angle
LB27[16]	27" Linear Bar Hangers, Pair	**INSA4/25**[12,16]	4" Sloped Ceiling Adapter, 25° Angle
		INSA4/30[12,16]	4" Sloped Ceiling Adapter, 30° Angle

Ordering Notes

1 ECOD with MVOLT only available for 08LM - 15LM.
2 2700K & 3000K only.
3 Not available with 347V.
4 Not available for 60LM and up.
5 Not available for 40LM and 55LM and up.
6 120V only.
7 Not available for 40LM and 50LM and up.
8 Specify voltage.
9 See CP notes in following table for compatibility with other options.
10 Only compatible with the following driver options: EZ1, EZB, EZ10, GZ1; ZT (for 60LM - 80LM only).
11 Not compatible with WET.
12 Not compatible with FM.
13 IFMA4 required for FM.
14 PF not available with BL or WH finishes. When specifying BL or WH finishes, flange is always painted white.
15 When ordering rough-in and trim separately FM designator must be applied to the end of both part numbers.
16 Not compatible with LRM4.
17 Not compatible with BR, BRT20C, or HBR.
18 See AE2CD notes in following table for compatibility with other options.
19 NLTAIR2, NLTAIRER2, AE2CD not recommended for metal ceiling installations.
20 WPR available with CS, CSS, CD, WH finishes only.

CP Notes

CP with MVOLT only available for 08LM - 15LM.
BR, BRT20C, HBR, EDXB, NL, NLER, NLTAIR2, NLTAIRER2, AE2CD not compatible with CP.
DALI, DMXR, FD, ZT not available for CP with FM at 60LM and up.
EDAB, EZ10, EZ1, EZB, GZ1 not available for CP with FM at 50LM and up.
ECOD not available for CP for 33LM, 40LM, and 50LM and up.
ECOD not available for CP with FM for 33LM and above.

AE2CD Notes

Not available with 347 for LRM4 series.
Only compatible with EZ1 driver for 55LM and below.
CP, BR, BRT20C, HBR, NL, NLER, NLTAIR2, NLTAIRER2 not compatible with AE2CD.
Recommended ceiling height of 30' and under; not intended for use on ceilings greater than 40' or metal ceiling installations.

The Bluetooth® word mark and logos are registered trademarks owned by Bluetooth SIG, Inc. and any use of such marks by Acuity Brands Lighting is under license.

PRODUCT SPECIFICATIONS (cont.)

MECHANICAL

New Contruction Housing: Low profile, universal housing design installs in suspended grid, plaster or drywall • Integral heat sink conducts heat away from LED light engine • Driver is accessible from above and below ceiling and can be upgraded to accommodate future technology improvements
Mounting Frame: Heavy gauge steel lower housing ring accommodates ceilings up to 2" thick • For thicker ceilings; consult factory
Mounting Bracket: New Construction mounting brackets have 3" vertical adjustment and accepts most commercial bar hangers, including our proprietary Tru-Lock bar hangers • Our one-piece Tru-Lock bar hangers have integral T-bar locking screws and alignment notches for locating and locking fixture in the center or 1/4" tile increments
Junction Box: Over size 4" x 6" galvanized steel junction box with (6) ½" (2) ¾" knockouts facilitate quick wiring • New Construction junction box rated for four (4) No. 12 AWG 90° C branch circuit conductors (2-in, 2-out)
Flangeless Adapter: Must specify IFMA4 when flangeless, "FM" option, is specified. Suitable for drywall installations only.
Remodel Housing: Housing installs from below ceiling in applications where above ceiling access is not available • Secured in place by factory installed remodel springs • Remodel springs accommodate ceilings from 1/2" to 1-1/8" thick • Integral heat sink conducts heat away from LED light engine • Driver is accessible from below the ceiling and can be upgraded to accommodate future technology improvements.
Remodel Junction Box: 3.5" x 7" galvanized steel junction box with (5) ½" knockouts facilitate quick wiring

TRIMS:

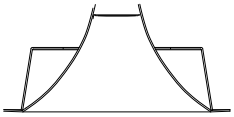

HYPERBOLIC

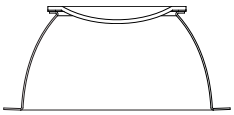

PARABOLIC

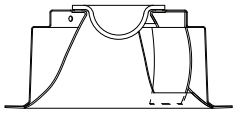

HYPERBOLIC WALLWASH

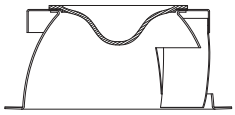

PARABOLIC WALLWASH

APERTURE: 4-1/4" Dia.
CEILING CUTOUT: 4-3/4" Dia.
OVERLAP TRIM: 5-1/2" Dia.

NEW CONSTRUCTION

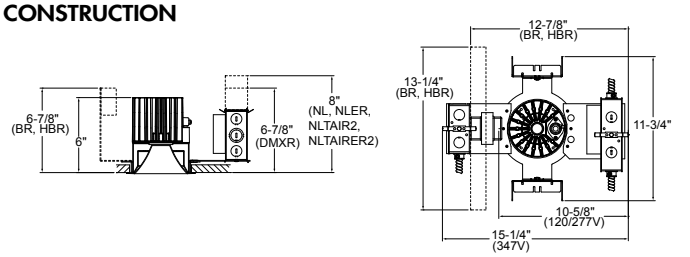

Atrius Enabled

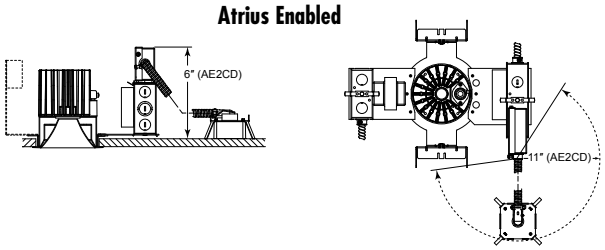

Flangeless Chicago Plenum

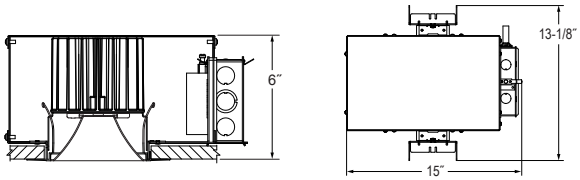

REMODEL

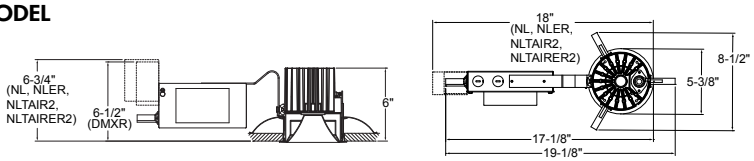

Atrius Enabled

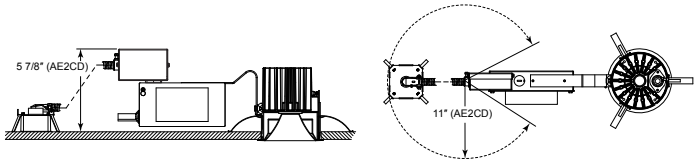

 © 2017-2023 Acuity Brands Lighting, Inc.

ENERGY STAR® certified

	PRODUCT#	FIXTURE CONFIGURATIONS = ENERGY STAR	
ENERGY STAR	(S) (WW)LM (XX)K (V) G4 (YY)CRI (UU) (ZZ) (CC)	Series:	S = L4, LRM4
		Lumen Package:	WW = 08, 13, 15,17, 23, 28, 33, 40, 45, 55, 65, 75, 80
		CCT:	XX = 27, 30, 35, 40, 50
		Voltage:	V = MVOLT, 120, 277
		CRI:	YY = 80, 90, 97
		Driver:	UU = FD, DALI, EZ1, EZ10, EZB, ZT, GZ1
		Trim Type:	ZZ = HM, HW, P, WPR
		Trim Color/Finish:	CC = CS, CSS, CD

LABELS AND LISTINGS

• Tested to UL1598 and CSA C22.2 250 and listed for feed through and damp locations • Spacing requirement for 40LM and above: minimum of 4' between fixture centers, 3" overhead clearance, 2' from fixture center to side wall • RoHS compliant • EMI complies with FCC 47,Part 15, Class A • ENERGY STAR® certified, see table for designated products • I.B.E.W. Union made • ARRA Compliant

 © 2017-2023 Acuity Brands Lighting, Inc.

PERFORMANCE

LIGHT ENGINE	08LM	13LM	15LM	17LM	23LM	28LM	33LM	40LM	45LM	50LM	55LM	60LM	65LM	70LM	75LM	80LM
120V (50/60HZ)																
INPUT CURRENT	0.063	0.098	0.115	0.149	0.197	0.238	0.280	0.351	0.345	0.381	0.427	0.439	0.483	0.541	0.573	0.607
INPUT WATTAGE	7.53	11.74	13.66	17.82	23.52	28.46	33.62	42.14	41.41	45.54	51.08	52.51	58.11	64.59	68.84	72.83
THD%	6.42	5.19	4.61	3.86	5.09	5.46	4.43	4.53	6.03	6.03	6.23	6.44	6.54	7.32	7.58	7.75
POWER FACTOR	0.993	0.993	0.992	0.994	0.994	0.995	0.997	0.998	0.996	0.996	0.996	0.996	0.996	0.995	0.995	0.996
277V (50/60HZ)																
INPUT CURRENT	0.031	0.048	0.056	0.071	0.093	0.108	0.131	0.158	0.161	0.175	0.195	0.202	0.221	0.251	0.265	0.268
INPUT WATTAGE	7.87	11.84	13.81	17.89	23.65	28.19	33.83	41.68	41.74	45.80	51.02	52.35	57.64	64.22	68.40	71.29
THD%	12.00	11.62	11.31	11.34	9.93	9.04	10.48	8.79	9.15	8.07	9.85	11.12	10.97	13.07	12.83	12.96
POWER FACTOR	0.904	0.885	0.887	0.907	0.918	0.943	0.932	0.953	0.934	0.943	0.944	0.933	0.942	0.921	0.931	0.957
HYPERBOLIC REFLECTOR: L4 HW CS (35K 80CRI)																
DELIVERED LUMENS (L4 HW CS)	866	1,445	1,670	1,901	2,559	3,086	3,591	4,366	4,879	5,340	5,913	6,140	6,722	7,359	7,704	8,173
EFFICACY (LPW)	115	123	122	107	109	108	107	104	118	117	116	117	116	114	112	112
PARABOLIC REFLECTOR: L4 P CS (35K 80CRI)																
DELIVERED LUMENS (L4 P CS)	658	1,097	1,268	1,444	1,943	2,343	2,727	3,315	3,705	4,054	4,489	4,662	5,104	5,587	5,850	6,206
EFFICACY (LPW)	87	93	93	81	83	82	81	79	89	89	88	89	88	87	85	85

OPTICAL DISTRIBUTIONS

HYPERBOLIC BEAM SPREAD		
Trim	08LM - 40LM	45LM-80LM
L4 HM CS	37°	52°
L4 HM CSS	37°	52°
L4 HM CD	45°	58°
L4 HW CS	55°	64°
L4 HW CSS	55°	64°
L4 HW CD	65°	69°

PARABOLIC BEAM SPREAD		
Trim	08LM - 40LM	45LM-80LM
L4 P CS	65°	67°
L4 P CSS	65°	71°
L4 P CD	69°	73°
L4 WPR CS	75°	78°
L4 WPR CSS	77°	79°
L4 WPR CD	79°	80°

LUMEN MULTIPLIERS

CCT	MULTIPLIER
2700K	0.90
3000K	0.96
3500K	1.00
4000K	1.01
5000K	1.04

CRI	MULTIPLIER
80CRI	1.00
90CRI	0.83
97CRI	0.77

HYPERBOLIC TRIM	MULTIPLIER
L4 HM CS	0.99
L4 HM CSS	0.97
L4 HM CD	0.91
L4 HW CS	1.00
L4 HW CSS	0.96
L4 HW CD	0.90

PARABOLIC TRIM	MULTIPLIER
L4 P CS	1.00
L4 P CSS	0.93
L4 P CD	0.94
L4 WPR CS	0.93
L4 WPR CSS	0.91
L4 WPR CD	0.88

Applying Lumen Multipliers to Calculate Delivered Lumens								
Base Fixture Delivered Lumens (from Performance Table)	x	CCT Multiplier	x	CRI Multiplier	x	Trim Multiplier	=	Delivered Lumens for Desired Fixture and Reflector
Example: L4 23LM 30K MVOLT 90CRI G4 ZT HM CD								
2559 Lumens	x	0.96	x	0.83	x	0.91	=	1886 Lumens

 © 2017-2023 Acuity Brands Lighting, Inc.

PHOTOMETRICS

Distribution Curve | **Distribution Data** | **Output Data** | **Coefficient of Utilization** | **Illuminance Data at 30" Above Floor for a Single Luminaire**

L4 13LM 35K + L4 HM CS, 3500K LEDs, input watts: 11.74, delivered lumens: 1412.5, LM/W = 120.3, Spacing Criteria: 0.6, test no. PR07172482, tested in accordance to IESNA LM-79.

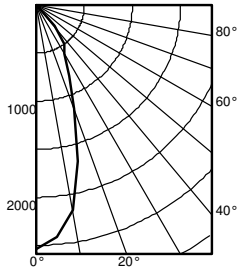

	Ave	Lumens
0	2544	
5	2422	221
15	1677	454
25	810	379
35	499	290
45	37	68
55	0	1
65	0	0
75	0	0
85	0	0
90	0	

Zone	Lumens	% Lamp
0° - 30°	1053.7	74.6
0° - 40°	1343.6	95.1
0° - 60°	1412.5	100.0
0° - 90°	1412.5	100.0
90° - 180°	0.0	0.0
0° - 180°	1412.5	*100.0
*Efficiency		

pf	80%			70%			50%		
pc	20%								
pw	50%	30%	10%	50%	30%	10%	50%	30%	10%
0	119	119	119	116	116	116	111	111	111
1	111	109	107	109	107	105	105	103	102
2	104	100	97	103	99	96	99	97	94
3	98	93	89	96	92	89	94	90	87
4	92	87	83	91	86	82	89	85	81
5	87	81	77	86	81	77	84	80	76
6	82	76	72	81	76	72	80	75	72
7	77	72	68	77	72	68	76	71	67
8	74	68	64	73	68	64	72	67	64
9	70	64	61	69	64	61	68	64	60
10	67	61	58	66	61	57	65	61	57

Mounting Height	Inital FC Center Beam	50% beam - 34.1° Diameter	50% beam - 34.1° FC	10% beam - 71.2° Diameter	10% beam - 71.2° FC
8.0	84.1	3.4	42.0	7.9	8.4
10.0	45.2	4.6	22.6	10.7	4.5
12.0	28.2	5.8	14.1	13.6	2.8
14.0	19.2	7.1	9.6	16.5	1.9
16.0	14.0	8.3	7.0	19.3	1.4

L4 13LM 35K + L4 HW CS, 3500K LEDs, input watts: 11.74, delivered lumens: 1447.9, LM/W = 123.3, Spacing Criteria: 0.8, test no. PR07172483, tested in accordance to IESNA LM-79.

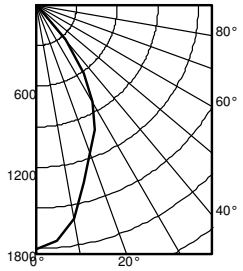

	Ave	Lumens
0	1808	
5	1744	161
15	1359	381
25	1019	460
35	620	369
45	41	77
55	0	1
65	0	0
75	0	0
85	0	0
90	0	

Zone	Lumens	% Lamp
0° - 30°	1001.2	69.1
0° - 40°	1370.1	94.6
0° - 60°	1447.9	100.0
0° - 90°	1447.9	100.0
90° - 180°	0.0	0.0
0° - 180°	1447.9	*100.0
*Efficiency		

pf	80%			70%			50%		
pc	20%								
pw	50%	30%	10%	50%	30%	10%	50%	30%	10%
0	119	119	119	116	116	116	111	111	111
1	111	108	106	109	107	105	105	103	101
2	103	99	96	102	98	95	98	95	93
3	96	91	88	95	90	87	92	89	85
4	90	85	80	89	84	80	87	82	79
5	84	79	74	83	78	74	82	77	73
6	79	73	69	78	73	69	77	72	68
7	74	68	64	74	68	64	72	67	64
8	70	64	60	69	64	60	68	63	60
9	66	60	56	65	60	56	65	59	56
10	62	57	53	62	56	53	61	56	53

Mounting Height	Inital FC Center Beam	50% beam - 42.8° Diameter	50% beam - 42.8° FC	10% beam - 78.1° Diameter	10% beam - 78.1° FC
8.0	59.8	4.3	29.9	8.9	6.0
10.0	32.1	5.9	16.1	12.2	3.2
12.0	20.0	7.4	10.0	15.4	2.0
14.0	13.7	9.0	6.8	18.7	1.4
16.0	9.9	10.6	5.0	21.9	1.0

L4 13LM 35K + L4 P CS, 3500K LEDs, input watts: 11.74, delivered lumens: 1088.2, LM/W = 92.7, Spacing Criteria: 1.0, test no. PR07172484, tested in accordance to IESNA LM-79.

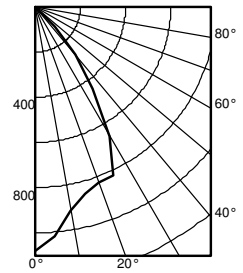

	Ave	Lumens
0	1083	
5	1019	93
15	858	244
25	823	360
35	439	279
45	119	102
55	8	10
65	0	0
75	0	0
85	0	0
90	0	

Zone	Lumens	% Lamp
0° - 30°	697.1	64.1
0° - 40°	976.4	89.7
0° - 60°	1088.2	100.0
0° - 90°	1088.2	100.0
90° - 180°	0.0	0.0
0° - 180°	1088.2	*100.0
*Efficiency		

pf	80%			70%			50%		
pc	20%								
pw	50%	30%	10%	50%	30%	10%	50%	30%	10%
0	119	119	119	116	116	116	111	111	111
1	110	108	106	108	106	104	104	102	101
2	102	98	95	101	97	94	97	94	92
3	95	90	86	94	89	85	91	87	84
4	88	82	78	87	82	78	85	80	77
5	82	76	71	81	75	71	79	74	70
6	77	70	66	76	70	66	74	69	65
7	71	65	61	71	65	61	69	64	60
8	67	61	56	66	60	56	65	60	56
9	63	57	52	62	56	52	61	56	52
10	59	53	49	59	53	49	58	52	49

Mounting Height	Inital FC Center Beam	50% beam - 53.7° Diameter	50% beam - 53.7° FC	10% beam - 81.6° Diameter	10% beam - 81.6° FC
8.0	35.8	5.6	17.9	9.5	3.6
10.0	19.3	7.6	9.6	12.9	1.9
12.0	12.0	9.6	6.0	16.4	1.2
14.0	8.2	11.7	4.1	19.8	0.8
16.0	5.9	13.7	3.0	23.3	0.6

 © 2017-2023 Acuity Brands Lighting, Inc.

PHOTOMETRICS

Distribution Curve | **Distribution Data** | **Output Data** | **Coefficient of Utilization** | **Illuminance Data at 30" Above Floor for a Single Luminaire**

L4 45LM 35K + L4 HM CS, 3500K LEDs, input watts: 41.41, delivered lumens: 4792.6, LM/W = 115.7, Spacing Criteria: 0.8, test no. PR07172582, tested in accordance to IESNA LM-79.

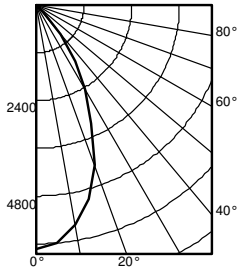

	Ave	Lumens
0	6145	
5	5992	557
15	5045	1392
25	3297	1510
35	1726	1056
45	255	275
55	0	3
65	0	0
75	0	0
85	0	0
90	0	

Zone	Lumens	% Lamp
0° - 30°	3458.5	72.2
0° - 40°	4514.2	94.2
0° - 60°	4792.6	100.0
0° - 90°	4792.6	100.0
90° - 180°	0.0	0.0
0° - 180°	4792.6	*100.0

*Efficiency

pf / pc / pw	80% 50%	80% 30%	80% 10%	20% 70% 50%	20% 70% 30%	20% 70% 10%	50% 50% 50%	50% 50% 30%	50% 50% 10%
0	119	119	119	116	116	116	111	111	111
1	111	109	106	109	107	105	105	103	102
2	104	100	96	102	98	95	99	96	93
3	97	92	88	95	91	87	93	89	86
4	91	85	81	89	84	81	87	83	80
5	85	79	75	84	79	75	82	78	74
6	80	74	70	79	74	70	78	73	69
7	75	69	65	75	69	65	73	68	65
8	71	65	61	70	65	61	69	64	61
9	67	61	57	67	61	57	66	61	57
10	64	58	54	63	58	54	62	57	54

Mounting Height	Inital FC Center Beam	50% beam - 44.1° Diameter	50% beam - 44.1° FC	10% beam - 76.1° Diameter	10% beam - 76.1° FC
8.0	203.1	4.5	101.6	8.6	20.3
10.0	109.2	6.1	54.6	11.7	10.9
12.0	68.1	7.7	34.0	14.9	6.8
14.0	46.5	9.3	23.2	18.0	4.6
16.0	33.7	10.9	16.9	21.1	3.4

L4 45LM 35K + L4 HW CS, 3500K LEDs, input watts: 41.41, delivered lumens: 4858.7, LM/W = 117.3, Spacing Criteria: 1.0, test no. PR07172583, tested in accordance to IESNA LM-79.

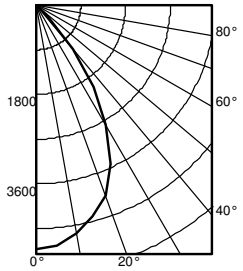

	Ave	Lumens
0	4927	
5	4853	456
15	4409	1235
25	3537	1593
35	2000	1222
45	351	348
55	0	5
65	0	0
75	0	0
85	0	0
90	0	

Zone	Lumens	% Lamp
0° - 30°	3283.7	67.6
0° - 40°	4506.1	92.7
0° - 60°	4858.7	100.0
0° - 90°	4858.7	100.0
90° - 180°	0.0	0.0
0° - 180°	4858.7	*100.0

*Efficiency

pf / pc / pw	80% 50%	80% 30%	80% 10%	20% 70% 50%	20% 70% 30%	20% 70% 10%	50% 50% 50%	50% 50% 30%	50% 50% 10%
0	119	119	119	116	116	116	111	111	111
1	111	108	106	109	106	104	104	103	101
2	103	99	95	101	97	94	98	95	92
3	96	91	87	94	90	86	92	88	85
4	89	84	79	88	83	79	86	82	78
5	83	77	73	82	77	73	81	76	72
6	78	72	68	77	72	67	76	71	67
7	73	67	63	72	67	63	71	66	62
8	69	63	58	68	62	58	67	62	58
9	65	59	55	64	58	54	63	58	54
10	61	55	51	61	55	51	60	54	51

Mounting Height	Inital FC Center Beam	50% beam - 52.0° Diameter	50% beam - 52.0° FC	10% beam - 80.5° Diameter	10% beam - 80.5° FC
8.0	162.9	5.4	81.4	9.3	16.3
10.0	87.6	7.3	43.8	12.7	8.8
12.0	54.6	9.3	27.3	16.1	5.5
14.0	37.3	11.2	18.6	19.5	3.7
16.0	27.0	13.2	13.5	22.9	2.7

L4 45LM 35K + L4 P CS, 3500K LEDs, input watts: 41.41, delivered lumens: 3663.3, LM/W = 88.5, Spacing Criteria: 1.0, test no. PR07172584, tested in accordance to IESNA LM-79.

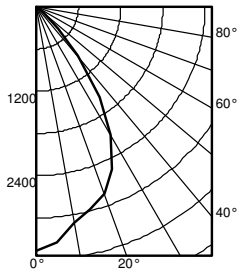

	Ave	Lumens
0	3474	
5	3352	311
15	2973	837
25	2544	1148
35	1570	950
45	448	369
55	32	47
65	0	1
75	2	1
85	0	0
90	0	

Zone	Lumens	% Lamp
0° - 30°	2295.2	62.7
0° - 40°	3245.6	88.6
0° - 60°	3661.1	99.9
0° - 90°	3663.3	100.0
90° - 180°	0.0	0.0
0° - 180°	3663.3	*100.0

*Efficiency

pf / pc / pw	80% 50%	80% 30%	80% 10%	20% 70% 50%	20% 70% 30%	20% 70% 10%	50% 50% 50%	50% 50% 30%	50% 50% 10%
0	119	119	119	116	116	116	111	111	111
1	110	108	105	108	106	104	104	102	101
2	102	98	94	100	97	93	97	94	91
3	95	89	85	93	88	85	91	87	83
4	88	82	78	87	81	77	85	80	76
5	82	76	71	81	75	71	79	74	70
6	76	70	65	75	69	65	74	69	65
7	71	65	60	70	64	60	69	64	60
8	67	60	56	66	60	56	65	59	56
9	62	56	52	62	56	52	61	56	52
10	59	53	48	58	52	48	57	52	48

Mounting Height	Inital FC Center Beam	50% beam - 52.9° Diameter	50% beam - 52.9° FC	10% beam - 82.2° Diameter	10% beam - 82.2° FC
8.0	114.8	5.5	57.4	9.6	11.5
10.0	61.8	7.5	30.9	13.1	6.2
12.0	38.5	9.4	19.2	16.6	3.8
14.0	26.3	11.4	13.1	20.1	2.6
16.0	19.1	13.4	9.5	23.5	1.9

 © 2017-2023 Acuity Brands Lighting, Inc.

PHOTOMETRICS

Distribution Curve | **Distribution Data** | **Output Data** | **Coefficient of Utilization** | **Illuminance Data at 30" Above Floor for a Single Luminaire**

L4 80LM 35K + L4 HM CS, 3500K LEDs, input watts: 72.83, delivered lumens: 8027.1, LM/W = 110.2, Spacing Criteria: 0.8, test no. PR07172592, tested in accordance to IESNA LM-79.

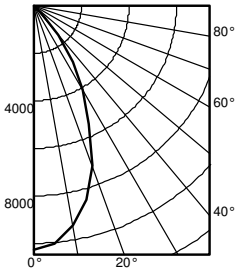

	Ave	Lumens
0	10292	
5	10036	933
15	8450	2331
25	5522	2529
35	2891	1768
45	427	461
55	0	5
65	0	0
75	0	0
85	0	0
90	0	

Zone	Lumens	% Lamp
0° - 30°	5792.6	72.2
0° - 40°	7560.7	94.2
0° - 60°	8027.1	100.0
0° - 90°	8027.1	100.0
90° - 180°	0.0	0.0
0° - 180°	8027.1	*100.0

*Efficiency

pf	80%			20%					
pc				70%			50%		
pw	50%	30%	10%	50%	30%	10%	50%	30%	10%
0	119	119	119	116	116	116	111	111	111
1	111	109	106	109	107	105	105	103	102
2	104	100	96	102	98	95	99	96	93
3	97	92	88	95	91	87	93	89	86
4	91	85	81	89	84	81	87	83	80
5	85	79	75	84	79	75	82	78	74
6	80	74	70	79	74	70	78	73	69
7	75	69	65	75	69	65	73	68	65
8	71	65	61	70	65	61	69	64	61
9	67	61	57	67	61	57	66	61	57
10	64	58	54	63	58	54	62	57	54

		50% beam - 44.1°		10% beam - 76.1°	
Mounting Height	Inital FC Center Beam	Diameter	FC	Diameter	FC
8.0	340.2	4.5	170.1	8.6	34.0
10.0	183.0	6.1	91.5	11.7	18.3
12.0	114.0	7.7	57.0	14.9	11.4
14.0	77.8	9.3	38.9	18.0	7.8
16.0	56.5	10.9	28.2	21.1	5.6

L4 80LM 35K + L4 HW CS, 3500K LEDs, input watts: 72.83, delivered lumens: 8139.1, LM/W = 111.8, Spacing Criteria: 1.0, test no. PR07172593, tested in accordance to IESNA LM-79.

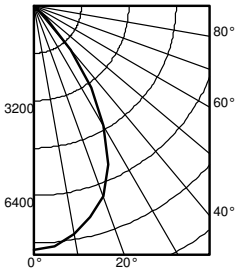

	Ave	Lumens
0	8249	
5	8125	763
15	7382	2068
25	5921	2667
35	3349	2047
45	588	583
55	0	8
65	0	1
75	2	2
85	3	2
90	0	

Zone	Lumens	% Lamp
0° - 30°	5497.5	67.5
0° - 40°	7544.2	92.7
0° - 60°	8134.6	99.9
0° - 90°	8139.1	100.0
90° - 180°	0.0	0.0
0° - 180°	8139.1	*100.0

*Efficiency

pf	80%			20%					
pc				70%			50%		
pw	50%	30%	10%	50%	30%	10%	50%	30%	10%
0	119	119	119	116	116	116	111	111	111
1	111	108	106	109	106	104	104	103	101
2	103	99	95	101	97	94	98	95	92
3	96	91	87	94	90	86	92	88	85
4	89	84	79	88	83	79	86	82	78
5	83	77	73	82	77	73	81	76	72
6	78	72	68	77	71	67	76	71	67
7	73	67	63	72	67	63	71	66	62
8	69	63	58	68	62	58	67	62	58
9	65	59	55	64	58	54	63	58	54
10	61	55	51	60	55	51	60	54	51

		50% beam - 52.0°		10% beam - 80.5°	
Mounting Height	Inital FC Center Beam	Diameter	FC	Diameter	FC
8.0	272.7	5.4	136.3	9.3	27.3
10.0	146.6	7.3	73.3	12.7	14.7
12.0	91.4	9.3	45.7	16.1	9.1
14.0	62.4	11.2	31.2	19.5	6.2
16.0	45.3	13.2	22.6	22.9	4.5

 © 2017-2023 Acuity Brands Lighting, Inc.

PHOTOMETRICS

Distribution Curve | **Distribution Data** | **Output Data** | **Coefficient of Utilization** | **Illuminance Data at 30" Above Floor for a Single Luminaire**

L4 80LM 35K + L4 P CS, 3500K LEDs, input watts: 72.83, delivered lumens: 6137.3, LM/W = 84.3, Spacing Criteria: 1.0, test no. PR07172594, tested in accordance to IESNA LM-79.

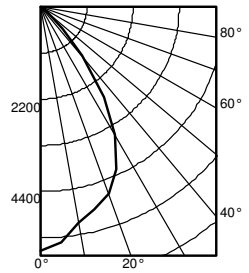

	Ave	Lumens
0	5820	
5	5615	520
15	4980	1402
25	4262	1922
35	2629	1591
45	750	618
55	54	79
65	1	3
75	4	2
85	0	0
90	0	

Zone	Lumens	% Lamp
0° - 30°	3844.7	62.6
0° - 40°	5436.2	88.6
0° - 60°	6132.5	99.9
0° - 90°	6137.3	100.0
90° - 180°	0.0	0.0
0° - 180°	6137.3	*100.0

*Efficiency

pf / pc / pw	80% 50%	80% 30%	80% 10%	20% 70% 50%	20% 70% 30%	20% 70% 10%	50% 50%	50% 30%	50% 10%
0	119	119	119	116	116	116	111	111	111
1	110	108	105	108	106	104	104	102	101
2	102	98	94	100	97	93	97	94	91
3	95	89	85	93	88	85	91	87	83
4	88	82	78	87	81	77	85	80	76
5	82	76	71	81	75	71	79	74	70
6	76	70	65	75	69	65	74	69	65
7	71	65	60	70	64	60	69	64	60
8	67	60	56	66	60	56	65	59	56
9	62	56	52	62	56	52	61	56	52
10	59	53	48	58	52	48	57	52	48

Mounting Height	Inital FC Center Beam	50% beam - 52.9° Diameter	50% beam - 52.9° FC	10% beam - 82.2° Diameter	10% beam - 82.2° FC
8.0	192.4	5.5	96.2	9.6	19.2
10.0	103.5	7.5	51.7	13.1	10.4
12.0	64.5	9.4	32.2	16.6	6.5
14.0	44.0	11.4	22.0	20.1	4.4
16.0	31.9	13.4	16.0	23.5	3.2

L4 80LM 35K + L4 WPR CS, 3500K LEDs, input watts: 72.83, delivered lumens: 5670, LM/W = 77.9, Spacing Criteria: 0.8, test no. PR11170694, tested in accordance to IESNA LM-79.

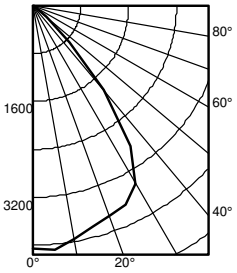

	Ave	Lumens
0	4060	
5	4103	385
15	3824	1084
25	3661	1672
35	2859	1700
45	858	721
55	69	95
65	9	10
75	0	2
85	0	0
90	0	

Zone	Lumens	% Lamp
0° - 30°	3141.6	55.4
0° - 40°	4841.7	85.4
0° - 60°	5658.0	99.8
0° - 90°	5670.0	100.0
90° - 180°	0.0	0.0
0° - 180°	5670.0	*100.0

*Efficiency

pf / pc / pw	80% 50%	80% 30%	80% 10%	20% 70% 50%	20% 70% 30%	20% 70% 10%	50% 50%	50% 30%	50% 10%
0	119	119	119	116	116	116	111	111	111
1	110	107	105	108	105	103	104	102	100
2	101	97	93	100	96	92	96	93	90
3	93	88	84	92	87	83	89	85	82
4	86	80	75	85	79	75	83	78	74
5	80	73	68	79	73	68	77	72	68
6	74	67	62	73	67	62	71	66	62
7	69	62	57	68	62	57	67	61	57
8	64	57	53	63	57	52	62	56	52
9	60	53	49	59	53	48	58	52	48
10	56	49	45	55	49	45	54	49	45

Mounting Height	Inital FC Center Beam	50% beam - 62.9° Diameter	50% beam - 62.9° FC	10% beam - 87.7° Diameter	10% beam - 87.7° FC
8.0	134.2	6.7	67.1	10.6	13.4
10.0	72.2	9.2	36.1	14.4	7.2
12.0	45.0	11.6	22.5	18.2	4.5
14.0	30.7	14.1	15.3	22.1	3.1
16.0	22.3	16.5	11.1	25.9	2.2

 © 2017-2023 Acuity Brands Lighting, Inc.

PERFORMANCE DATA

LUMINAIRES SPACED 2′ FROM WALL

Catalog Number: L4 40LM 35K 120 G4 80CRI ZT; L4 HWS CD **Spread:** Single Wall **Test #:** PR07172691

Single Unit						Lamp	Multiple Units On 2′ Centers*			Multiple Units On 3′ Centers*			Multiple Units On 4′ Centers*		
Lateral Distance From Fixture 2′ From Wall						BXRC-35E4000-D-73-SE	Spaced 2′ From Wall			Spaced 2′ From Wall			Spaced 2′ From Wall		
0′	1′	2′	3′	4′	5′	Distance From Ceiling	CL		CL	CL		CL	CL		CL
55	39	17	6	3	3	1′	90	87	90	66	56	66	59	34	59
69	54	27	11	5	4	2′	126	126	126	88	84	88	76	55	76
54	42	24	12	6	4	3′	106	104	106	75	71	75	63	49	63
39	34	23	12	7	5	4′	89	89	89	62	62	62	48	46	48
27	24	19	13	8	5	5′	71	71	71	50	50	50	38	39	38
19	17	15	12	8	6	6′	57	57	57	41	41	41	32	32	32
14	13	12	10	8	6	7′	47	47	47	34	35	34	27	27	27
11	11	10	8	7	6	8′	39	39	39	29	30	29	23	22	23
8	8	7	6	6	5	9′	30	31	30	23	24	23	18	18	18
6	6	5	5	5	4	10′	22	22	22	18	18	18	13	13	13

LUMINAIRES SPACED 3′ FROM WALL

Catalog Number: L4 40LM 35K 120 G4 80CRI ZT; L4 HWS CD **Spread:** Single Wall **Test #:** PR07172691

Single Unit						Lamp	Multiple Units On 3′ Centers*			Multiple Units On 4′ Centers*			Multiple Units On 5′ Centers*		
Lateral Distance From Fixture 3′ From Wall						BXRC-35E4000-D-73-SE	Spaced 3′ From Wall			Spaced 3′ From Wall			Spaced 3′ From Wall		
0′	1′	2′	3′	4′	5′	Distance From Ceiling	CL		CL	CL		CL	CL		CL
21	17	11	7	4	3	1′	32	32	32	26	24	26	23	17	23
37	32	21	13	7	5	2′	62	61	62	49	46	49	42	33	42
32	29	22	14	9	6	3′	60	60	60	46	46	46	39	35	39
28	25	19	13	9	6	4′	53	52	53	42	40	42	35	32	35
24	22	17	13	9	6	5′	48	49	48	38	38	38	31	30	31
20	18	16	12	9	7	6′	43	43	43	34	35	34	28	28	28
16	15	13	11	9	7	7′	39	39	39	30	30	30	25	25	25
12	12	11	10	8	7	8′	33	34	33	26	27	26	22	21	22
10	9	8	8	7	6	9′	27	28	27	22	22	22	18	17	18
7	7	7	6	5	5	10′	22	22	22	18	18	18	14	14	14

*Based on minimum of five luminaires. Reflectances: 80, 50, 20. Values are rounded to nearest whole footcandle.

Fixtures tested to IES recommended standard for solid state lighting per LM-79-08. Photometric performance on a single unit represents a baseline of performance for the fixture. Results may vary in the field.

 © 2017-2023 Acuity Brands Lighting, Inc.

PERFORMANCE DATA

LUMINAIRES SPACED 2′ FROM WALL

Catalog Number: L4 40LM 35K 120 G4 80CRI ZT; L4 WS CSS **Spread:** Single Wall **Test #:** PR07172692

Single Unit						Lamp	Multiple Units On 2′ Centers*			Multiple Units On 3′ Centers*			Multiple Units On 4′ Centers*		
Lateral Distance From Fixture 2′ From Wall						BXRC-35E4000-D-73-SE	Spaced 2′ From Wall			Spaced 2′ From Wall			Spaced 2′ From Wall		
0′	1′	2′	3′	4′	5′	Distance From Ceiling	CL		CL	CL		CL	CL		CL
27	17	7	4	3	3	1′	42	38	42	34	23	34	32	14	32
60	37	14	7	5	4	2′	89	84	89	72	50	72	66	29	66
67	51	24	10	6	5	3′	119	119	119	85	79	85	76	49	76
41	38	27	14	7	5	4′	99	99	99	67	72	67	52	54	52
26	25	21	14	9	6	5′	77	78	77	55	55	55	41	44	41
19	18	16	13	10	7	6′	62	62	62	45	46	45	35	35	35
15	14	13	11	9	7	7′	51	51	51	38	39	38	30	30	30
12	11	10	9	8	7	8′	43	43	43	32	33	32	25	24	25
9	9	8	7	6	6	9′	33	34	33	26	27	26	20	20	20
6	6	6	5	5	4	10′	24	24	24	20	20	20	15	15	15

LUMINAIRES SPACED 3′ FROM WALL

Catalog Number: L4 40LM 35K 120 G4 80CRI ZT; L4 WS CSS **Spread:** Single Wall **Test #:** PR07172692

Single Unit						Lamp	Multiple Units On 3′ Centers*			Multiple Units On 4′ Centers*			Multiple Units On 5′ Centers*		
Lateral Distance From Fixture 3′ From Wall						BXRC-35E4000-D-73-SE	Spaced 3′ From Wall			Spaced 3′ From Wall			Spaced 3′ From Wall		
0′	1′	2′	3′	4′	5′	Distance From Ceiling	CL		CL	CL		CL	CL		CL
12	9	6	4	3	3	1′	18	17	18	16	13	16	15	8	15
21	16	10	6	5	5	2′	32	30	32	28	22	28	25	14	25
32	25	15	9	6	5	3′	48	45	48	41	32	41	37	21	37
36	31	21	12	8	6	4′	58	58	58	47	44	47	41	31	41
27	26	21	14	9	7	5′	55	55	55	42	44	42	35	35	35
20	20	17	14	11	8	6′	49	49	49	37	39	37	30	32	30
16	16	14	13	11	9	7′	42	43	42	33	34	33	27	27	27
13	13	12	11	9	8	8′	37	38	37	29	30	29	24	23	24
10	10	9	9	8	7	9′	30	32	30	24	25	24	20	19	20
8	7	7	6	6	6	10′	24	24	24	19	19	19	16	16	16

*Based on minimum of five luminaires. Reflectances: 80, 50, 20. Values are rounded to nearest whole footcandle.

Fixtures tested to IES recommended standard for solid state lighting per LM-79-08. Photometric performance on a single unit represents a baseline of performance for the fixture. Results may vary in the field.

 © 2017-2023 Acuity Brands Lighting, Inc.

CONTROLS

EXAMPLE
Group Fixture Control*
*Appiication diagram applies for fixtures with eldoLED drivers only.

nPS 80 EZ Dimming/Control Pack (qty: 2 required)
nPODM 2P DX Dual On/Off/Dim Push-Button WallPod
nCM ADCX Daylight Sensor with Automatic Dimming Control
nCM PDT 9 Dual Technology Occupancy Sensor

Description: This design provides a dual on/off/dim wall station that enables manual control of the fixtures in Row A and Row B separately. Additionally, a daylight harvesting sensor is provided so the lights in Row B can be configured to dim automatically when daylight is available. An occupancy sensor turns off all lights when the space is vacant.

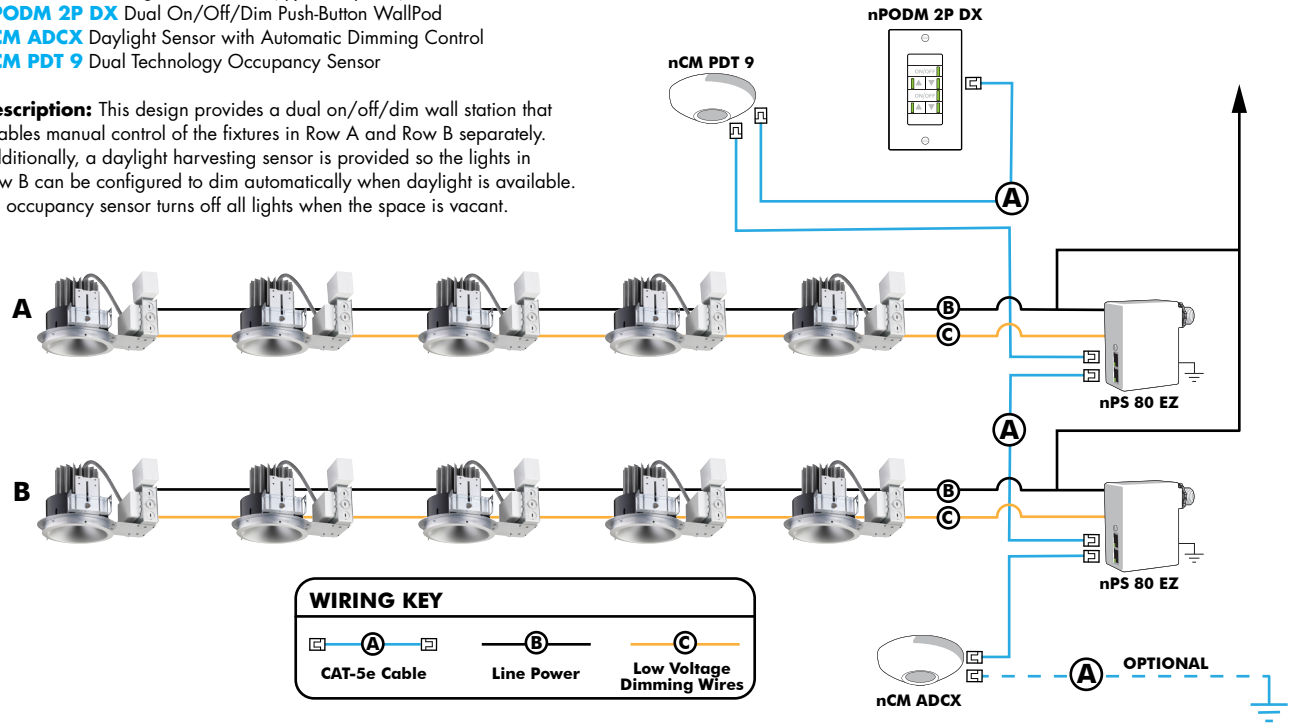

Choose Wall Controls

nLight offers multiple styles of wall controls - each with varying features and user experience.

Push-Button Wallpod
Traditional tactile buttons and LED user feedback

Graphic Wallpod
Full color touch screen provides a sophisticated look and feel

nLight® Wired Controls Accessories:			
Order as separate catalog number. Visit www.acuitybrands.com/products/controls/nlight for complete listing of nLight controls.			
WallPod Stations	**Model number**	**Occupancy sensors**	**Model Number**
On/Off	nPODM (Color)	Small motion 360°, ceiling (PIR/dual Tech)	nCM 9 / nCM PDT 9
On/Off & Raise/Lower	nPOD DX (Color)	Large motion 360°, ceiling (PIR/dual tech)	nCM 10 / nCM PDT 10
Graphic Touchscreen	nPOD GFX (Color)	Wide View (PIR/dual tech)	nWV 16 / nWV PDT 16
Photocell controls	**Model Number**	Wall Switch w/ Raise/Lower (PIR/dual tech)	nWSX LV DX / nWSX PDT LV DX
Dimming	nCM ADCX	**Cat-5 cables (plenum rated)**	**Model Number**
		10', CAT5 10FT	CAT5 10FT J1
		15, CAT5 15FT	CAT5 15FT J1

Capable Luminaire

This item is an A+ capable luminaire, which has been designed and tested to provide consistent color appearance and out-of-the-box control compatibility with simple commissioning.

- All configurations of this luminaire meet the Acuity Brand's specification for chromatic consistency.
- This luminaire is part of an A+ Certified solution for nLight control networks when ordered with drivers marked by a Shaded background*
- This Luminaire is part of an A+ Certified solution for nLight control networks, providing advanced control functionality at the luminaire level, when selection includes driver and control options marked by a shaded background*

To learn more about A+, visit www.acuitybrands.com/aplus.

*See ordering tree for details

 © 2017-2023 Acuity Brands Lighting, Inc.

nLight® AIR Control Accessories:
Order as separate catalog number. Visit www.acuitybrands.com/products/controls/nlightair.

Wall switches	Model number
On/Off single pole	rPODB [color]
On/Off two pole	rPODB 2P [color]
On/Off & raise/lower single pole	rPODB DX [color]
On/Off & raise/lower two pole	rPODB 2P DX [color]
On/Off & raise/lower single pole	rPODBZ DX WH[1]

Notes

1 Can only be ordered with the RES7Z zone control sensor version.

nLight AIR

nLight AIR is the ideal solution for retrofit or new construction spaces where adding communication is cost prohibitive. The integrated nLight AIR rPP20 Power Pack is part of each Indy L-Series Luminaire. These individually addressable controls offer the ultimate in flexibility during initial setup and for space repurposing.

Simple as 1,2,3

1. Install the nLight® AIR fixtures with embedded smart sensor
2. Install the wireless battery-powered wall switch
3. With CLAIRITY app, pair the fixtures with the wall switch and if desired, customize the sensor settings for the desired outcome

nLight AIR rPODB 2P DX Mobile Device

 © 2017-2023 Acuity Brands Lighting, Inc.