ENVIRONMENTALLY FRIENDLY, ENERGY EFFICIENT

- Lumen packages suitable for ceiling heights ranging from 8´ to in excess of 100´
- Efficacies up to 123 lm/w
- Superior-quality white LED light output using Chip on Board technology
- Patented Hyperbolic Reflector (U.S. Patent No. 10,670,227 B2)
- Low UGR: UGR of zero for fixtures aimed at nadir with a cut-off equal to or less than 60deg per CIE 117-1995 Discomfort Glare in Interior Lighting.

PRODUCT SPECIFICATIONS

Atrius™ - Ready Product: Select models of the L-series product line deliver valuable data and connectivity to the Atrius IoT location based platform services. For more information, please refer to www.acuitybrands.com/Atrius.

OPTICS

Hyperbolic: Patented hyperbolic shape (U.S. Patent No. 10,670,227 B2) optimized for small, directional LED source, maximizes fixture efficiency while creating the "Silent Ceiling" appearance by reducing lamp image and aperture brightness • Geometry of hyperbolic curve provides unique aperture appearance and smoother light distribution
Parabolic/Lens: Computer-optimized parabolic reflector with frosted convexed lens regressed into cone provides uniform distribution with no striations
Wall Wash: Available in Hyperbolic and Parabolic. Both providing uniform distributions with no striations

ELECTRICAL

LED Light Engine: Compact light source delivers uniform illumination without pixilation, enabling excellent beam control • 2SDCM (5000K within 3SDCM) • 80, 90 & 97 CRI • Replaceable light engine with push in wire connections mounts directly to heat sink and is easily replaceable
Passive Cooling: Aluminum heat sink integrated directly with housing provides superior thermal management to ensure the long life of LED
LED Driver: Power factor >0.9 • Easily replaceable from above or below the ceiling
Dimming: Dimmable via 0-10V protocol standard • Optional drivers available for use with eldoLED, Lutron EcoSystem, 2-wire dimmers, DMX, or DALI • For a list of compatible dimmers, see LED-DIM.
Life: Rated for 60,000 hours at 70% lumen maintenance
Emergency Battery Pack (Optional) output: Provides a minimum of 600 (BR & BRT20C), or 1000 (HBR) lumens for a minimum duration of 90 minutes • BRT20C option is CEC Title 20 compliant

A+ Capable options indicated by this color background

J7.1.2G4

ATRIUS READY

indy

800 TO 9000 LUMEN 8" LED NEW CONSTRUCTION/REMODEL

HYPERBOLIC / PARABOLIC / WALLWASH

L8 / LRM8 SERIES

Type	Cat. No.
_____	_____

Project: _____

Notes: _____

BUY AMERICAN ACT: This product is assembled in the USA and meets the Buy America(n) government procurement requirements under FAR, DFARS and DOT regulations. Please refer to www.acuitybrands.com/buy-american for additional information.
Warranty: 5 years when used in accordance with manufacturing guidelines. This is the only warranty provided and no other statements in this specification sheet create any warranty of any kind. All other express and implied warranties are disclaimed.
Note: Actual performance may differ as a result of end-user environment and application.
Specifications subject to change without notice.



NEW CONSTRUCTION

REMODEL

ORDERING INFORMATION

Complete Catalog# Example Includes (Rough-In, option, reflector, accessory)

Ordering Example: L8 08LM 27K MVOLT G4 80CRI ZT HW CS PF HBTL

ROUGH-IN

Series		Light Engine	Color Temperature	Voltage	Generation	CRI	Driver		Rough-In Options	
L8	8" L-Series New Construction Downlight	**08LM**	**27K** 2700K	**120**	**G4**	**80CRI**	**DALI**	DALI Control Dimming	**F**[3,8]	Fuse and Fuse Holder
		13LM	**30K** 3000K	**277**		**90CRI**	**DMXR**	DMX/RDM Driver	**CP**[9]	Chicago Plenum
		15LM	**35K** 3500K	**347**		**97CRI**[2]	**EDAB**[18]	eldoLED SOLOdrive DALI. Logarithmic dimming to <1%	**BR**[3,11]	600 Lumen Emergency Battery Pack w/Remote Test Switch
LRM8	8" L-Series Remodel Rough-in	**17LM**	**40K** 4000K	**MVOLT**[1] (120-277)			**EDXB**[5]	eldoLED POWERdrive DMX/RDM w/ Phoenix Connectors. Dimming to <1%	**BRT20C**[3,11]	600 Lumen Emergency Battery Pack w/ Remote Test Switch, CEC Title 20 Compliant
		23LM	**50K** 5000K				**EZ10**[18]	eldoLED 0-10V ECOdrive. Linear dimming to 10% min.	**HBR**[3,11]	1000 Lumen Emergency Battery Pack w/Remote Test Switch
		28LM					**EZ1**[18]	eldoLED 0-10V ECOdrive. Linear dimming to 1% min.	**NL**[8,10]	nLight® Dimming Pack Controls
		33LM					**EZB**[18]	eldoLED 0-10V SOLOdrive. Logarithmic dimming to <1%	**NLER**[8,10]	nLight® dimming pack controls. nLER controls fixtures on emergency circuit
		40LM					**FD**[4,6]	Forward or Reverse Phase Dimming Driver	**NLTAIR2**[10,16]	nLight® AIR Dimming Pack Wireless Controls
		45LM					**ECOD**[7,13,19]	Lutron Ecosystem 2-Wire Dimming Driver	**NLTAIRER2**[3,10,16]	nLight® AIR Dimming Pack Wireless Controls. Controls fixtures on emergency circuit
		50LM					**ZT**	0-10V Dimming to 10% min	**AE2CD**[15,16]	Atrius™ - Ready, VLC Commissioning, Radio (BT Positioning)
		55LM					**GZ1**[4]	0-10V Dimming to 1% min		
		60LM								
		65LM								
		70LM								
		75LM								
		80LM								
		85LM								
		90LM								

 © 2017-2023 Acuity Brands Lighting, Inc.

REFLECTOR To order reflector separately, use "L8" prefix before reflector option values. Ex: L8 HW CS PF

Trim Style				Finish				Trim Options		Mounting	
HM[11]	Hyperbolic Medium	**P**	Parabolic	**BD**	Black Diffuse	**GD**	Gold Diffuse	**PF**[12]	White Flange	**Blank**	Flanged
HW[11]	Hyperbolic Wide	**WPR**[17]	Parabolic Wide	**BS**	Black Specular	**GS**	Gold Specular	**WET**	Wet Location		
HWS[11]	Hyperbolic Single Wall Wash	**WC**[11]	Corner Wall Wash	**CD**	Clear Diffuse	**PTD**	Pewter Diffuse				
		WD[11]	Double Wall Wash	**CS**	Clear Specular	**PTS**	Pewter Specular				
		WS[11]	Single Wall Wash	**CSS**	Clear Semi-Specular	**WH**	White, White Flange				
						WTD	Wheat Diffuse				
						WTS	Wheat Specular				

Accessories[17]			
HB28[14]	28" C-Channel Bar Hangers, Pair	**INSA8/05**[14]	8" Sloped Ceiling Adapter, 5° Angle
HB52[14]	52" C-Channel Bar Hangers, Pair	**INSA8/10**[14]	8" Sloped Ceiling Adapter, 10° Angle
HBTL[14]	25" Tru-Lock Grid Ceiling Bar Hanger, Pair	**INSA8/15**[14]	8" Sloped Ceiling Adapter, 15° Angle
LB27[14]	27" Linear Bar Hangers, Pair	**INSA8/20**[14]	8" Sloped Ceiling Adapter, 20° Angle
		INSA8/25[14]	8" Sloped Ceiling Adapter, 25° Angle
		INSA8/30[14]	8" Sloped Ceiling Adapter, 30° Angle

Ordering Notes

1 MVOLT not available for 85LM and up.
2 2700K & 3000K only.
3 Not available with 347V.
4 Not available for 60LM and up.
5 Not available for 40LM and 55LM and up.
6 120V only.
7 Not available for 50LM and up.
8 Specify voltage.
9 See CP notes in following table for compatibility with other options.
10 Only compatible with the following driver options: EZ1, EZB, EZ10, GZ1; ZT (for 60LM - 90LM only).
11 Not compatible with WET.
12 PF not available with WH finish. When specifying WH finish, flange is always painted white.
13 Not compatible with BR, BRT20C, or HBR.
14 Not compatible with LRM8.
15 See AE2CD notes in following table for compatibility with other options.
16 NLTAIR2, NLTAIRER2, AE2CD not recommended for metal ceiling installations
17 NPR, WPR available with CS, CSS, CD, WH finishes only.
18 Not available for 85LM and up.
19 ECOD with MVOLT only available for 08LM - 17LM.

CP Notes

CP with MVOLT only available for 08LM - 17LM.
BR, BRT20C, HBR, EDXB, NL, NLER, NLTAIR2, NLTAIRER2, AE2CD not compatible with CP.

AE2CD Notes

Not available with 347 for LRM8 series.
Only compatible with EZ1 driver for 55LM and below.
CP, BR, BRT20C, HBR, NL, NLER, NLTAIR2, NLTAIRER2 not compatible with AE2CD.
Recommended ceiling height of 30' and under; not intended for use on ceilings greater than 40' or metal ceiling installations.

The Bluetooth® word mark and logos are registered trademarks owned by Bluetooth SIG, Inc. and any use of such marks by Acuity Brands Lighting is under license.

PRODUCT SPECIFICATIONS (cont.)

MECHANICAL

New Contruction Housing: Low profile, universal housing design installs in suspended grid, plaster or drywall • Integral heat sink conducts heat away from LED light engine • Driver is accessible from above and below ceiling and can be upgraded to accommodate future technology improvements

Mounting Frame: Heavy gauge steel lower housing ring accommodates ceilings up to 2" thick • For thicker ceilings; consult factory

Mounting Bracket: New Construction mounting brackets have 3" vertical adjustment and accepts most commercial bar hangers, including our proprietary Tru-Lock bar hangers • Our one-piece Tru-Lock bar hangers have integral T-bar locking screws and alignment notches for locating and locking fixture in the center or 1/4" tile increments

Junction Box: Over size 4" x 6" galvanized steel junction box with (6) ½" (2) ¾" knockouts facilitate quick wiring • New Construction junction box rated for four (4) No. 12 AWG 90° C branch circuit conductors (2-in, 2-out)

Remodel Housing: Housing installs from below ceiling in applications where above ceiling access is not available • Secured in place by factory installed remodel springs • Remodel springs accommodate ceilings from 1/2" to 1-1/8" thick • Integral heat sink conducts heat away from LED light engine • Driver is accessible from below the ceiling and can be upgraded to accommodate future technology improvements.

TRIMS:

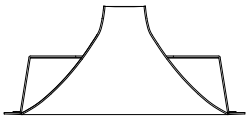

HYPERBOLIC



PARABOLIC

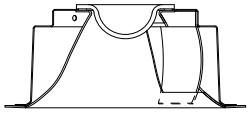

HYPERBOLIC WALLWASH

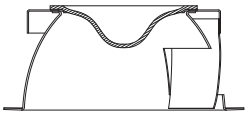

PARABOLIC WALLWASH

APERTURE: 7-3/8" Dia.
CEILING CUTOUT: 8" Dia.
OVERLAP TRIM: 8-5/8" Dia.

NEW CONSTRUCTION

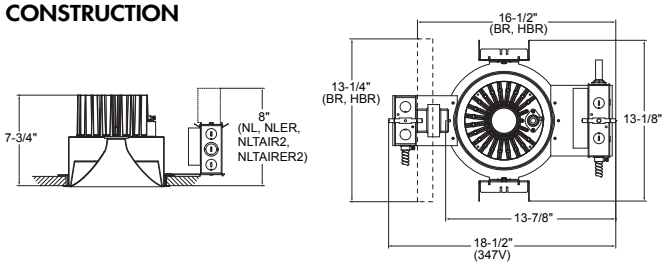

Atrius Enabled

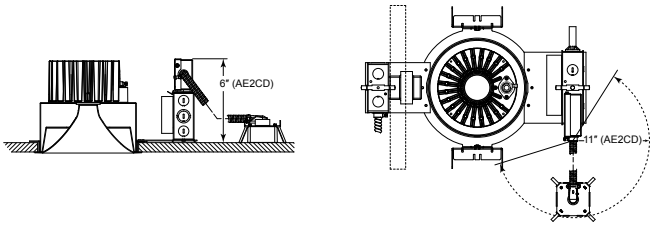

REMODEL

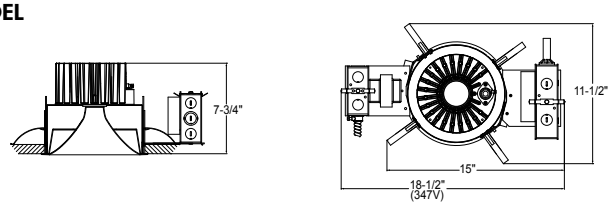

Atrius Enabled

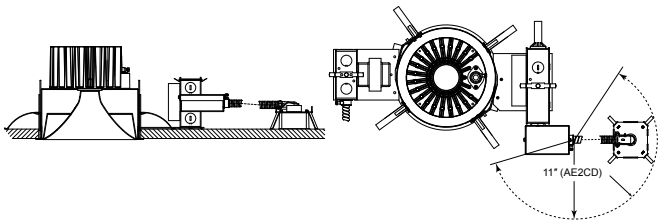

 © 2017-2023 Acuity Brands Lighting, Inc.

ENERGY STAR® certified

	PRODUCT#	FIXTURE CONFIGURATIONS = ENERGY STAR	
ENERGY STAR	(S) (WW)LM (XX)K (V) G4 (YY)CRI (UU) (ZZ) (CC)	Series:	S = L8, LRM8
		Lumen Package:	WW = 08, 13, 15, 17, 23, 28, 33, 40, 45, 55, 65, 75, 80, 85, 90
		CCT:	XX = 27, 30, 35, 40, 50
		Voltage:	V= MVOLT, 120, 277
		CRI:	YY = 80, 90, 97
		Driver:	UU = FD, DALI, EZ1, EZ10, EZB, ZT, GZ1
		Trim Type:	ZZ = HN, HM, HW, P, NPR, WPR
		Trim Color/Finish:	CC = CS, CSS, CD

LABELS AND LISTINGS

• Tested to UL1598 and CSA C22.2 250 and listed for feed through and damp locations • Spacing requirement for 40LM and above: minimum of 4' between fixture centers, 3" overhead clearance, 2' from fixture center to side wall • RoHS compliant • EMI complies with FCC 47, Part 15, Class A • ENERGY STAR® certified, see table for designated products • I.B.E.W. Union made • ARRA Compliant

 © 2017-2023 Acuity Brands Lighting, Inc.

PERFORMANCE

LIGHT ENGINE	08LM	13LM	15LM	17LM	23LM	28LM	33LM	40LM	45LM	50LM	55LM	60LM	65LM	70LM	75LM	80LM	85LM	90LM
120V (50/60HZ)																		
INPUT CURRENT	0.063	0.098	0.115	0.132	0.197	0.238	0.280	0.351	0.345	0.381	0.427	0.439	0.483	0.541	0.573	0.607	0.656	0.710
INPUT WATTAGE	7.53	11.74	13.66	15.82	23.52	28.46	33.62	42.14	41.41	45.54	51.08	52.51	58.11	64.59	68.84	72.83	78.87	85.03
THD%	6.42	5.19	4.61	3.86	5.09	5.46	4.43	4.53	6.03	6.03	6.23	6.44	6.54	7.32	7.58	7.75	8.37	8.05
POWER FACTOR	0.993	0.993	0.992	0.994	0.994	0.995	0.997	0.998	0.996	0.996	0.996	0.996	0.996	0.995	0.995	0.996	0.996	0.996
277V (50/60HZ)																		
INPUT CURRENT	0.031	0.048	0.056	0.063	0.093	0.108	0.131	0.158	0.161	0.175	0.195	0.202	0.221	0.251	0.265	0.268	0.290	0.310
INPUT WATTAGE	7.87	11.84	13.81	15.89	23.65	28.19	33.83	41.68	41.74	45.80	51.02	52.35	57.64	64.22	68.40	71.29	77.27	83.16
THD%	12.00	11.62	11.31	11.34	9.93	9.04	10.48	8.79	9.15	8.07	9.85	11.12	10.97	13.07	12.83	12.96	13.53	12.56
POWER FACTOR	0.904	0.885	0.887	0.907	0.918	0.943	0.932	0.953	0.934	0.943	0.944	0.933	0.942	0.921	0.931	0.957	0.962	0.965
HYPERBOLIC REFLECTOR: L8 HW CS (35K 80CRI)																		
DELIVERED LUMENS (L8 HW CS)	833	1,390	1,606	1,828	2,461	2,968	3,454	4,199	4,596	5,030	5,570	5,784	6,333	6,932	7,257	7,699	8,500	8,948
EFFICACY (LPW)	111	118	118	116	105	104	103	100	111	110	109	110	109	107	105	106	108	105
PARABOLIC REFLECTOR: L8 P CS (35K 80CRI)																		
DELIVERED LUMENS (L8 P CS)	653	1,089	1,259	1,433	1,929	2,326	2,389	3,292	3,677	4,024	4,456	4,628	5,067	5,546	5,807	6,160	6,800	7,160
EFFICACY (LPW)	87	93	92	91	82	82	71	78	89	88	87	88	87	86	84	85	86	84

OPTICAL DISTRIBUTIONS

HYPERBOLIC BEAM SPREAD		
Trim	08LM - 40LM	45LM-90LM
L8 HN CS	15°	25°
L8 HN CSS	19°	30°
L8 HN CD	30°	45°
L8 HM CS	57°	62°
L8 HM CSS	57°	62°
L8 HM CD	62°	65°
L8 HW CS	71°	74°
L8 HW CSS	71°	74°
L8 HW CD	71°	74°

PARABOLIC BEAM SPREAD		
Trim	08LM - 40LM	45LM-90LM
L8 NPR CS	37°	39°
L8 NPR CSS	36°	44°
L8 NPR CD	56°	61°
L8 P CS	55°	55°
L8 P CSS	58°	61°
L8 P CD	69°	73°
L8 WPR CS	84°	83°
L8 WPR CSS	83°	83°
L8 WPR CD	83°	84°

LUMEN MULTIPLIERS

CCT	MULTIPLIER
2700K	0.90
3000K	0.96
3500K	1.00
4000K	1.01
5000K	1.04

CRI	MULTIPLIER
80CRI	1.00
90CRI	0.83
97CRI	0.77

HYPERBOLIC TRIM	MULTIPLIER
L8 HN CS	0.96
L8 HN CSS	0.87
L8 HN CD	0.81
L8 HM CS	0.99
L8 HM CSS	0.96
L8 HM CD	0.89
L8 HW CS	1.00
L8 HW CSS	0.98
L8 HW CD	0.87

PARABOLIC TRIM	MULTIPLIER
L8 NPR CS	0.94
L8 NPR CSS	1.00
L8 NPR CD	0.94
L8 P CS	1.00
L8 P CSS	0.97
L8 P CD	0.94
L8 WPR CS	0.98
L8 WPR CSS	0.96
L8 WPR CD	0.91

Applying Lumen Multipliers to Calculate Delivered Lumens								
Base Fixture Delivered Lumens (from Performance Table)	x	CCT Multiplier	x	CRI Multiplier	x	Trim Multiplier	=	Delivered Lumens for Desired Fixture and Reflector
Hyperbolic Reflector Example: L8 23LM 30K MVOLT 90CRI G4 ZT HM CD								
2461 Lumens	x	0.96	x	0.83	x	0.89	=	1745 Lumens
Parabolic Reflector Example: L8 23LM 30K MVOLT 90CRI G4 ZT NPR CD								
1929 Lumens	x	0.96	x	0.83	x	0.94	=	1445 Lumens

 © 2017-2023 Acuity Brands Lighting, Inc.

HYPERBOLIC PHOTOMETRICS

Distribution Curve | **Distribution Data** | **Output Data** | **Coefficient of Utilization** | **Illuminance Data at 30" Above Floor for a Single Luminaire**

L8 13LM 35K + L8 HN CS, 3500K LEDs, input watts: 11.74, delivered lumens: 1210.7, LM/W = 103.1, Spacing Criteria: 0.2, test no. PR07171786, tested in accordance to IESNA LM-79.

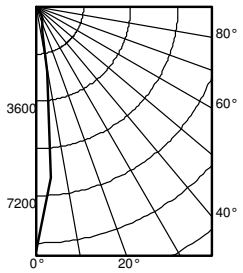

	Ave	Lumens
0	9317	
5	6544	468
15	959	324
25	516	243
35	319	172
45	0	5
55	0	0
65	0	0
75	0	0
85	0	0
90	0	

Zone	Lumens	% Lamp
0° - 30°	1034.7	85.5
0° - 40°	1206.2	99.6
0° - 60°	1210.7	100.0
0° - 90°	1210.7	100.0
90° - 180°	0.0	0.0
0° - 180°	1210.7	*100.0

*Efficiency

pf / pc / pw	80% 50%	80% 30%	80% 10%	20% 70% 50%	20% 70% 30%	20% 70% 10%	50% 50% 50%	50% 50% 30%	50% 50% 10%
0	119	119	119	116	116	116	111	111	111
1	113	111	109	110	109	107	106	105	104
2	107	104	101	105	102	100	102	100	98
3	102	98	95	101	97	94	98	95	93
4	97	93	90	96	93	90	94	91	89
5	93	89	86	93	89	85	91	87	85
6	90	85	82	89	85	82	88	84	81
7	87	82	79	86	82	79	85	81	78
8	84	79	76	83	79	76	82	78	76
9	81	77	74	80	76	73	80	76	73
10	78	74	71	78	74	71	77	74	71

Mounting Height	Inital FC Center Beam	50% beam - 14.4° Diameter	50% beam - 14.4° FC	10% beam - 29.5° Diameter	10% beam - 29.5° FC
8.0	308.0	1.4	154.1	2.9	30.8
10.0	165.6	1.9	82.9	4.0	16.5
12.0	103.2	2.4	51.6	5.0	10.3
14.0	70.4	2.9	35.2	6.1	7.0
16.0	51.1	3.4	25.6	7.1	5.1

L8 13LM 35K + L8 HM CS, 3500K LEDs, input watts: 11.74, delivered lumens: 1345.2, LM/W = 114.6, Spacing Criteria: 0.8, test no. PR07171781, tested in accordance to IESNA LM-79.

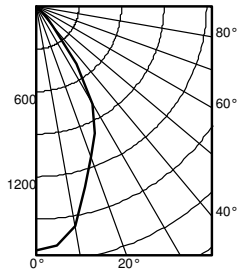

	Ave	Lumens
0	1723	
5	1695	157
15	1313	369
25	982	444
35	495	301
45	102	74
55	0	0
65	0	0
75	0	0
85	0	0
90	0	

Zone	Lumens	% Lamp
0° - 30°	970.1	72.1
0° - 40°	1271.3	94.5
0° - 60°	1345.2	100.0
0° - 90°	1345.2	100.0
90° - 180°	0.0	0.0
0° - 180°	1345.2	*100.0

*Efficiency

pf / pc / pw	80% 50%	80% 30%	80% 10%	20% 70% 50%	20% 70% 30%	20% 70% 10%	50% 50% 50%	50% 50% 30%	50% 50% 10%
0	119	119	119	116	116	116	111	111	111
1	111	109	106	109	107	105	105	103	101
2	103	100	96	102	98	95	99	96	93
3	97	92	88	95	91	87	93	89	86
4	91	85	81	89	84	81	87	83	80
5	85	79	75	84	79	75	82	78	74
6	80	74	70	79	73	69	77	73	69
7	75	69	65	74	69	65	73	68	65
8	71	65	61	70	65	61	69	64	61
9	67	61	57	66	61	57	65	60	57
10	63	58	54	63	57	54	62	57	54

Mounting Height	Inital FC Center Beam	50% beam - 43.5° Diameter	50% beam - 43.5° FC	10% beam - 74.9° Diameter	10% beam - 74.9° FC
8.0	57.0	4.4	28.5	8.4	5.7
10.0	30.6	6.0	15.3	11.5	3.1
12.0	19.1	7.6	9.5	14.6	1.9
14.0	13.0	9.2	6.5	17.6	1.3
16.0	9.5	10.8	4.7	20.7	0.9

L8 13LM 35K + L8 HW CS, 3500K LEDs, input watts: 11.74, delivered lumens: 1338.7, LM/W = 114.0, Spacing Criteria: 1.1, test no. PR07171884, tested in accordance to IESNA LM-79.

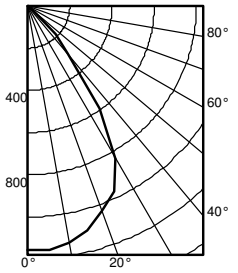

	Ave	Lumens
0	1158	
5	1161	110
15	1101	308
25	966	436
35	591	355
45	192	129
55	0	1
65	0	0
75	0	0
85	0	0
90	0	

Zone	Lumens	% Lamp
0° - 30°	854.0	63.8
0° - 40°	1209.1	90.3
0° - 60°	1338.7	100.0
0° - 90°	1338.7	100.0
90° - 180°	0.0	0.0
0° - 180°	1338.7	*100.0

*Efficiency

pf / pc / pw	80% 50%	80% 30%	80% 10%	20% 70% 50%	20% 70% 30%	20% 70% 10%	50% 50% 50%	50% 50% 30%	50% 50% 10%
0	119	119	119	116	116	116	111	111	111
1	110	108	106	108	106	104	104	102	101
2	102	98	95	101	97	94	97	94	92
3	95	90	86	94	89	85	91	87	84
4	88	83	78	87	82	78	85	80	77
5	82	76	72	81	76	71	79	74	71
6	77	70	66	76	70	66	74	69	65
7	72	65	61	71	65	61	70	64	60
8	67	61	56	66	60	56	65	60	56
9	63	57	52	62	56	52	61	56	52
10	59	53	49	59	53	49	58	52	49

Mounting Height	Inital FC Center Beam	50% beam - 57.8° Diameter	50% beam - 57.8° FC	10% beam - 82.4° Diameter	10% beam - 82.4° FC
8.0	38.3	6.1	19.1	9.6	3.8
10.0	20.6	8.3	10.3	13.1	2.1
12.0	12.8	10.5	6.4	16.6	1.3
14.0	8.8	12.7	4.4	20.1	0.9
16.0	6.4	14.9	3.2	23.6	0.6

 © 2017-2023 Acuity Brands Lighting, Inc.

HYPERBOLIC PHOTOMETRICS

Distribution Curve | **Distribution Data** | **Output Data** | **Coefficient of Utilization** | **Illuminance Data at 30" Above Floor for a Single Luminaire**

L8 45LM 35K + L8 HN CS, 3500K LEDs, input watts: 41.41, delivered lumens: 4333.7, LM/W = 104.7, Spacing Criteria: 0.4, test no. PR07171383, tested in accordance to IESNA LM-79.

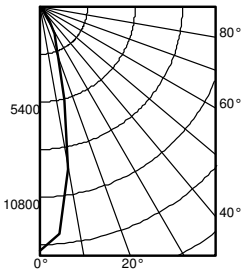

	Ave	Lumens
0	13883	
5	12914	1088
15	5431	1541
25	2204	1045
35	1006	610
45	0	50
55	0	0
65	0	0
75	0	0
85	0	0
90	0	

Zone	Lumens	% Lamp
0° - 30°	3674.3	84.8
0° - 40°	4284.0	98.9
0° - 60°	4333.7	100.0
0° - 90°	4333.7	100.0
90° - 180°	0.0	0.0
0° - 180°	4333.7	*100.0

*Efficiency

pf	20%								
pc	80%			70%			50%		
pw	50%	30%	10%	50%	30%	10%	50%	30%	10%
0	119	119	119	116	116	116	111	111	111
1	112	110	108	110	108	106	106	104	103
2	106	103	100	104	101	99	101	99	96
3	100	96	93	99	95	92	97	93	91
4	95	91	87	94	90	87	92	89	86
5	91	86	83	90	86	82	88	84	82
6	87	82	78	86	81	78	85	81	78
7	83	78	75	82	78	75	81	77	74
8	80	75	71	79	74	71	78	74	71
9	76	72	68	76	71	68	75	71	68
10	74	69	66	73	69	66	72	68	65

		50% beam - 24.8°		10% beam - 54.7°	
Mounting Height	Inital FC Center Beam	Diameter	FC	Diameter	FC
8.0	458.9	2.4	229.6	5.7	45.9
10.0	246.8	3.3	123.5	7.8	24.7
12.0	153.8	4.2	76.9	9.8	15.4
14.0	105.0	5.1	52.5	11.9	10.5
16.0	76.2	5.9	38.1	14.0	7.6

L8 45LM 35K + L8 HM CS, 3500K LEDs, input watts: 41.41, delivered lumens: 4470.1, LM/W = 107.9, Spacing Criteria: 1.0, test no. PR07171284, tested in accordance to IESNA LM-79.

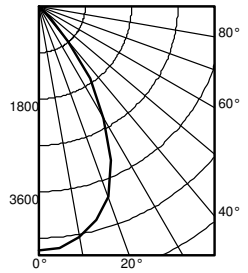

	Ave	Lumens
0	4755	
5	4711	444
15	4310	1202
25	3299	1488
35	1723	1053
45	296	276
55	4	3
65	3	2
75	0	0
85	2	1
90	0	

Zone	Lumens	% Lamp
0° - 30°	3134.2	70.1
0° - 40°	4187.3	93.7
0° - 60°	4466.3	99.9
0° - 90°	4470.1	100.0
90° - 180°	0.0	0.0
0° - 180°	4470.1	*100.0

*Efficiency

pf	20%								
pc	80%			70%			50%		
pw	50%	30%	10%	50%	30%	10%	50%	30%	10%
0	119	119	119	116	116	116	111	111	111
1	111	108	106	109	106	104	105	103	101
2	103	99	96	101	98	95	98	95	93
3	96	91	87	95	90	87	92	88	85
4	90	84	80	89	84	80	87	82	79
5	84	78	74	83	78	74	81	77	73
6	79	73	69	78	72	68	76	72	68
7	74	68	64	73	68	64	72	67	63
8	70	64	60	69	63	59	68	63	59
9	66	60	56	65	59	56	64	59	55
10	62	56	52	62	56	52	61	56	52

		50% beam - 50.9°		10% beam - 78.4°	
Mounting Height	Inital FC Center Beam	Diameter	FC	Diameter	FC
8.0	157.2	5.2	78.6	9.0	15.7
10.0	84.5	7.1	42.3	12.2	8.5
12.0	52.7	9.0	26.3	15.5	5.3
14.0	36.0	10.9	18.0	18.8	3.6
16.0	26.1	12.9	13.0	22.0	2.6

L8 45LM 35K + L8 HW CS, 3500K LEDs, input watts: 41.41, delivered lumens: 4510.0, LM/W = 108.9, Spacing Criteria: 1.2, test no. PR07171281, tested in accordance to IESNA LM-79.

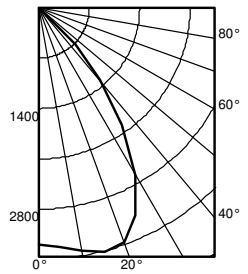

	Ave	Lumens
0	3288	
5	3333	322
15	3519	988
25	3177	1434
35	1998	1234
45	716	523
55	0	9
65	0	0
75	0	0
85	0	0
90	0	

Zone	Lumens	% Lamp
0° - 30°	2744.0	60.8
0° - 40°	3977.7	88.2
0° - 60°	4510.0	100.0
0° - 90°	4510.0	100.0
90° - 180°	0.0	0.0
0° - 180°	4510.0	*100.0

*Efficiency

pf	20%								
pc	80%			70%			50%		
pw	50%	30%	10%	50%	30%	10%	50%	30%	10%
0	119	119	119	116	116	116	111	111	111
1	110	108	105	108	106	104	104	102	100
2	102	98	94	100	96	93	97	94	91
3	94	89	85	93	88	84	90	86	83
4	88	82	77	86	81	77	84	79	76
5	81	75	70	80	74	70	78	73	69
6	76	69	65	75	69	64	73	68	64
7	70	64	59	70	64	59	68	63	59
8	66	59	55	65	59	55	64	58	55
9	62	55	51	61	55	51	60	54	51
10	58	51	47	57	51	47	56	51	47

		50% beam - 61.3°		10% beam - 87.4°	
Mounting Height	Inital FC Center Beam	Diameter	FC	Diameter	FC
8.0	108.7	6.5	54.4	10.5	10.9
10.0	58.5	8.9	29.2	14.3	5.8
12.0	36.4	11.3	18.2	18.2	3.6
14.0	24.9	13.6	12.4	22.0	2.5
16.0	18.0	16.0	9.0	25.8	1.8

 © 2017-2023 Acuity Brands Lighting, Inc.

HYPERBOLIC PHOTOMETRICS

Distribution Curve | **Distribution Data** | **Output Data** | **Coefficient of Utilization** | **Illuminance Data at 30" Above Floor for a Single Luminaire**

L8 90LM 35K + L8 HN CS, 3500K LEDs, input watts: 85.03, delivered lumens: 8438.4, LM/W = 99.2, Spacing Criteria: 0.4, test no. PR07171393, tested in accordance to IESNA LM-79.

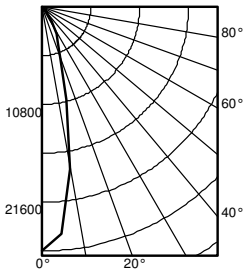

	Ave	Lumens
0	27024	
5	25138	2117
15	10571	3000
25	4290	2034
35	1958	1187
45	0	97
55	0	1
65	0	0
75	0	0
85	3	2
90	0	

Zone	Lumens	% Lamp
0° - 30°	7152.0	84.8
0° - 40°	8338.6	98.8
0° - 60°	8436.6	100.0
0° - 90°	8438.4	100.0
90° - 180°	0.0	0.0
0° - 180°	8438.4	*100.0

*Efficiency

pf	20%								
pc	80%			70%			50%		
pw	50%	30%	10%	50%	30%	10%	50%	30%	10%
0	119	119	119	116	116	116	111	111	111
1	112	110	108	110	108	106	106	104	103
2	106	102	100	104	101	99	101	99	96
3	100	96	93	99	95	92	96	93	91
4	95	91	87	94	90	87	92	89	86
5	91	86	83	90	86	82	88	84	82
6	87	82	78	86	81	78	85	81	78
7	83	78	75	82	78	75	81	77	74
8	80	75	71	79	74	71	78	74	71
9	76	72	68	76	71	68	75	71	68
10	74	69	66	73	69	66	72	68	65

		50% beam - 24.8°		10% beam - 54.7°	
Mounting Height	Inital FC Center Beam	Diameter	FC	Diameter	FC
8.0	893.4	2.4	446.9	5.7	89.3
10.0	480.4	3.3	240.3	7.8	48.0
12.0	299.4	4.2	149.8	9.8	29.9
14.0	204.3	5.1	102.2	11.9	20.4
16.0	148.3	5.9	74.2	14.0	14.8

L8 90LM 35K + L8 HM CS, 3500K LEDs, input watts:85.03, delivered lumens: 8707.0, LM/W = 102.4, Spacing Criteria: 1.0, test no. PR07171294, tested in accordance to IESNA LM-79.

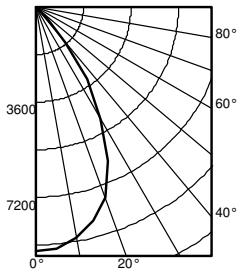

	Ave	Lumens
0	9258	
5	9172	864
15	8392	2341
25	6424	2898
35	3355	2051
45	577	537
55	7	6
65	7	6
75	2	2
85	4	3
90	2	

Zone	Lumens	% Lamp
0° - 30°	6102.7	70.1
0° - 40°	8153.2	93.6
0° - 60°	8696.3	99.9
0° - 90°	8707.0	100.0
90° - 180°	0.0	0.0
0° - 180°	8707.0	*100.0

*Efficiency

pf	20%								
pc	80%			70%			50%		
pw	50%	30%	10%	50%	30%	10%	50%	30%	10%
0	119	119	119	116	116	116	111	111	111
1	111	108	106	109	106	104	105	103	101
2	103	99	96	101	98	95	98	95	93
3	96	91	87	95	90	87	92	88	85
4	90	84	80	89	84	80	87	82	79
5	84	78	74	83	78	74	81	77	73
6	79	73	69	78	72	68	76	72	68
7	74	68	64	73	68	64	72	67	63
8	70	64	59	69	63	59	68	63	59
9	66	60	56	65	59	56	64	59	55
10	62	56	52	62	56	52	61	56	52

		50% beam - 50.9°		10% beam - 78.4°	
Mounting Height	Inital FC Center Beam	Diameter	FC	Diameter	FC
8.0	306.0	5.2	153.0	9.0	30.6
10.0	164.6	7.1	82.3	12.2	16.5
12.0	102.6	9.0	51.3	15.5	10.3
14.0	70.0	10.9	35.0	18.8	7.0
16.0	50.8	12.9	25.4	22.0	5.1

L8 90LM 35K + L8 HW CS, 3500K LEDs, input watts: 85.03, delivered lumens: 8779.7, LM/W = 103.3, Spacing Criteria: 1.2, test no. PR07171291, tested in accordance to IESNA LM-79.

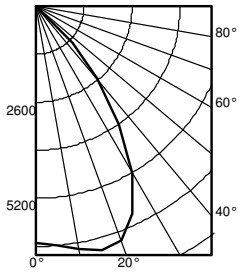

	Ave	Lumens
0	6401	
5	6488	626
15	6851	1924
25	6184	2791
35	3891	2402
45	1394	1019
55	0	18
65	0	0
75	0	0
85	0	0
90	0	

Zone	Lumens	% Lamp
0° - 30°	5341.6	60.8
0° - 40°	7743.5	88.2
0° - 60°	8779.7	100.0
0° - 90°	8779.7	100.0
90° - 180°	0.0	0.0
0° - 180°	8779.7	*100.0

*Efficiency

pf	20%								
pc	80%			70%			50%		
pw	50%	30%	10%	50%	30%	10%	50%	30%	10%
0	119	119	119	116	116	116	111	111	111
1	110	108	105	108	106	104	104	102	100
2	102	98	94	100	96	93	97	94	91
3	94	89	85	93	88	84	90	86	83
4	88	82	77	86	81	77	84	79	76
5	81	75	70	80	74	70	78	73	69
6	76	69	65	75	69	64	73	68	64
7	70	64	59	70	64	59	68	63	59
8	66	59	55	65	59	55	64	58	55
9	62	55	51	61	55	51	60	54	51
10	58	51	47	57	51	47	56	51	47

		50% beam - 61.3°		10% beam - 87.4°	
Mounting Height	Inital FC Center Beam	Diameter	FC	Diameter	FC
8.0	211.6	6.5	105.8	10.5	21.2
10.0	113.8	8.9	56.9	14.3	11.4
12.0	70.9	11.3	35.5	18.2	7.1
14.0	48.4	13.6	24.2	22.0	4.8
16.0	35.1	16.0	17.6	25.8	3.5

 © 2017-2023 Acuity Brands Lighting, Inc.

PARABOLIC PHOTOMETRICS

Distribution Curve | **Distribution Data** | **Output Data** | **Coefficient of Utilization** | **Illuminance Data at 30" Above Floor for a Single Luminaire**

L8 13LM 35K + L8 NPR CS, 3500K LEDs, input watts: 11.74, delivered lumens: 1047.8, LM/W = 89.3, Spacing Criteria: 0.6, test no. PR07171897P8, tested in accordance to IESNA LM-79.

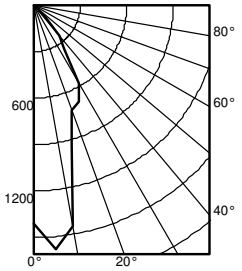

	Ave	Lumens
0	1410	
5	1586	145
15	931	273
25	687	307
35	342	234
45	95	85
55	0	2
65	0	0
75	0	1
85	1	1
90	0	

Zone	Lumens	% Lamp
0° - 30°	725.0	69.2
0° - 40°	958.9	91.5
0° - 60°	1046.3	99.9
0° - 90°	1047.8	100.0
90° - 180°	0.0	0.0
0° - 180°	1047.8	*100.0

*Efficiency

pf	80%			20%			50%		
pc				70%					
pw	50%	30%	10%	50%	30%	10%	50%	30%	10%
0	119	119	119	116	116	116	111	111	111
1	111	108	106	109	107	105	105	103	101
2	103	99	96	102	98	95	98	95	93
3	96	92	88	95	91	87	92	89	86
4	90	85	81	89	84	80	87	83	79
5	85	79	75	84	78	74	82	77	74
6	79	74	69	79	73	69	77	72	69
7	75	69	65	74	69	65	73	68	64
8	71	65	61	70	64	61	69	64	60
9	67	61	57	66	61	57	65	60	57
10	63	58	54	63	57	54	62	57	53

		50% beam - 35.5°		10% beam - 76.2°	
Mounting Height	Inital FC Center Beam	Diameter	FC	Diameter	FC
8.0	46.6	3.5	23.3	8.6	4.7
10.0	25.1	4.8	12.5	11.8	2.5
12.0	15.6	6.1	7.8	14.9	1.6
14.0	10.7	7.4	5.3	18.0	1.1
16.0	7.7	8.6	3.9	21.2	0.8

L8 13LM 35K + L8 P CS, 3500K LEDs, input watts: 11.74, delivered lumens: 1086.5, LM/W = 92.5, Spacing Criteria: 1.0, test no. PR11171591P8, tested in accordance to IESNA LM-79.

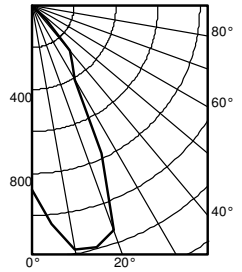

	Ave	Lumens
0	878	
5	1043	105
15	1191	332
25	779	347
35	331	209
45	96	89
55	2	3
65	1	1
75	0	0
85	0	0
90	0	

Zone	Lumens	% Lamp
0° - 30°	784.2	72.2
0° - 40°	993.5	91.4
0° - 60°	1085.7	99.9
0° - 90°	1086.5	100.0
90° - 180°	0.0	0.0
0° - 180°	1086.5	*100.0

*Efficiency

pf	80%			20%			50%		
pc				70%					
pw	50%	30%	10%	50%	30%	10%	50%	30%	10%
0	119	119	119	116	116	116	111	111	111
1	111	108	106	109	107	105	105	103	101
2	103	99	96	102	98	95	98	95	93
3	96	91	88	95	90	87	92	89	85
4	90	85	80	89	84	80	87	82	79
5	84	79	74	83	78	74	82	77	73
6	79	73	69	78	73	69	77	72	68
7	74	68	64	74	68	64	72	67	64
8	70	64	60	70	64	60	68	63	60
9	66	60	56	66	60	56	65	60	56
10	63	57	53	62	57	53	61	56	53

		50% beam - 54.2°		10% beam - 83.6°	
Mounting Height	Inital FC Center Beam	Diameter	FC	Diameter	FC
8.0	29.0	5.6	14.5	9.8	2.9
10.0	15.6	7.7	7.8	13.4	1.6
12.0	9.7	9.7	4.9	17.0	1.0
14.0	6.6	11.8	3.3	20.6	0.7
16.0	4.8	13.8	2.4	24.1	0.5

L8 13LM 35K + L8 WPR CS, 3500K LEDs, input watts: 11.74, delivered lumens: 1068.5, LM/W = 91, Spacing Criteria: 1.5, test no. PR11171594P8, tested in accordance to IESNA LM-79.

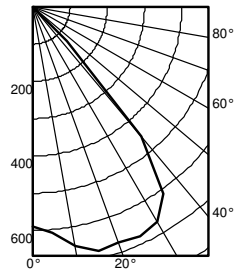

	Ave	Lumens
0	588	
5	608	60
15	679	191
25	680	312
35	610	364
45	131	136
55	3	5
65	2	1
75	0	0
85	0	0
90	0	

Zone	Lumens	% Lamp
0° - 30°	562.4	52.6
0° - 40°	926.6	86.7
0° - 60°	1067.2	99.9
0° - 90°	1068.5	100.0
90° - 180°	0.0	0.0
0° - 180°	1068.5	*100.0

*Efficiency

pf	80%			20%			50%		
pc				70%					
pw	50%	30%	10%	50%	30%	10%	50%	30%	10%
0	119	119	119	116	116	116	111	111	111
1	110	107	105	108	105	103	104	102	100
2	101	97	93	99	95	92	96	93	90
3	93	88	83	92	87	83	89	85	81
4	86	80	75	85	79	75	83	78	74
5	79	73	68	78	72	68	76	71	67
6	73	67	62	73	66	62	71	65	61
7	68	61	56	67	61	56	66	60	56
8	63	56	52	62	56	52	61	55	51
9	59	52	48	58	52	47	57	51	47
10	55	48	44	54	48	44	53	48	44

		50% beam - 72.9°		10% beam - 89.0°	
Mounting Height	Inital FC Center Beam	Diameter	FC	Diameter	FC
8.0	19.5	8.1	9.7	10.8	1.9
10.0	10.5	11.1	5.2	14.8	1.0
12.0	6.5	14.0	3.3	18.7	0.7
14.0	4.4	17.0	2.2	22.6	0.4
16.0	3.2	19.9	1.6	26.6	0.3

 © 2017-2023 Acuity Brands Lighting, Inc.

PARABOLIC PHOTOMETRICS

Distribution Curve | **Distribution Data** | **Output Data** | **Coefficient of Utilization** | **Illuminance Data at 30" Above Floor for a Single Luminaire**

L8 45LM 35K + L8 NPR CS, 3500K LEDs, input watts: 41.41, delivered lumens: 3594.5, LM/W = 87.4, Spacing Criteria: 0.6, test no. PR07171791P3, tested in accordance to IESNA LM-79.

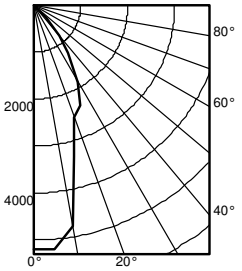

	Ave	Lumens
0	5206	
5	5207	479
15	3326	951
25	2337	1043
35	1249	808
45	352	301
55	4	13
65	0	0
75	0	0
85	0	0
90	0	

Zone	Lumens	% Lamp
0° - 30°	2473.6	68.8
0° - 40°	3281.2	91.3
0° - 60°	3594.5	100.0
0° - 90°	3594.5	100.0
90° - 180°	0.0	0.0
0° - 180°	3594.5	*100.0

*Efficiency

pf / pc / pw	80% 50%	80% 30%	80% 10%	20% 70% 50%	20% 70% 30%	20% 70% 10%	50% 50%	50% 30%	50% 10%
0	119	119	119	116	116	116	111	111	111
1	111	108	106	109	107	105	105	103	101
2	103	99	96	102	98	95	98	95	93
3	96	91	88	95	90	87	92	89	85
4	90	85	81	89	84	80	87	83	79
5	84	79	74	84	78	74	82	77	73
6	79	73	69	79	73	69	77	72	68
7	75	69	65	74	68	64	73	68	64
8	70	64	60	70	64	60	69	64	60
9	67	61	57	66	60	57	65	60	56
10	63	57	53	63	57	53	62	57	53

Mounting Height	Inital FC Center Beam	50% beam - 34.4° Diameter	50% beam - 34.4° FC	10% beam - 75.1° Diameter	10% beam - 75.1° FC
8.0	172.1	3.4	86.1	8.5	17.2
10.0	92.5	4.6	46.3	11.5	9.3
12.0	57.7	5.9	28.8	14.6	5.8
14.0	39.4	7.1	19.7	17.7	3.9
16.0	28.6	8.3	14.3	20.8	2.9

L8 45LM 35K + L8 P CS, 3500K LEDs, input watts: 41.41, delivered lumens: 3652.2, LM/W = 88.2, Spacing Criteria: 1.0, test no. PR11170994P3, tested in accordance to IESNA LM-79.

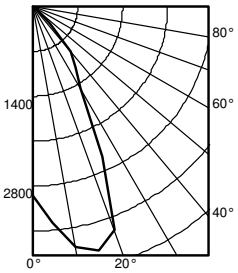

	Ave	Lumens
0	2953	
5	3389	339
15	3947	1090
25	2574	1159
35	1153	729
45	373	319
55	7	12
65	3	3
75	0	1
85	0	0
90	0	

Zone	Lumens	% Lamp
0° - 30°	2587.6	70.9
0° - 40°	3317.1	90.8
0° - 60°	3648.8	99.9
0° - 90°	3652.2	100.0
90° - 180°	0.0	0.0
0° - 180°	3652.2	*100.0

*Efficiency

pf / pc / pw	80% 50%	80% 30%	80% 10%	20% 70% 50%	20% 70% 30%	20% 70% 10%	50% 50%	50% 30%	50% 10%
0	119	119	119	116	116	116	111	111	111
1	111	108	106	109	106	104	105	103	101
2	103	99	96	101	98	95	98	95	93
3	96	91	87	95	90	86	92	88	85
4	90	84	80	89	83	80	86	82	79
5	84	78	74	83	78	73	81	76	73
6	79	73	68	78	72	68	76	71	68
7	74	68	64	73	68	64	72	67	63
8	70	64	59	69	63	59	68	63	59
9	66	60	56	65	59	56	64	59	55
10	62	56	52	62	56	52	61	56	52

Mounting Height	Inital FC Center Beam	50% beam - 54.3° Diameter	50% beam - 54.3° FC	10% beam - 83.8° Diameter	10% beam - 83.8° FC
8.0	97.6	5.6	48.8	9.9	9.8
10.0	52.5	7.7	26.3	13.4	5.3
12.0	32.7	9.7	16.4	17.0	3.3
14.0	22.3	11.8	11.2	20.6	2.2
16.0	16.2	13.9	8.1	24.2	1.6

L8 45LM 35K + L8 WPR CS, 3500K LEDs, input watts: 41.41, delivered lumens: 3602.4, LM/W = 87, Spacing Criteria: 1.5, test no. PR1171092P3, tested in accordance to IESNA LM-79

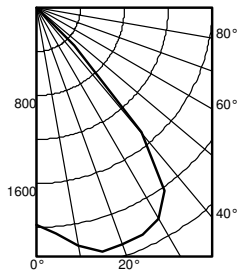

	Ave	Lumens
0	1979	
5	2062	202
15	2304	646
25	2282	1048
35	2036	1210
45	492	472
55	10	19
65	5	4
75	0	0
85	0	0
90	0	

Zone	Lumens	% Lamp
0° - 30°	1897.0	52.7
0° - 40°	3106.8	86.2
0° - 60°	3598.0	99.9
0° - 90°	3602.4	100.0
90° - 180°	0.0	0.0
0° - 180°	3602.4	*100.0

*Efficiency

pf / pc / pw	80% 50%	80% 30%	80% 10%	20% 70% 50%	20% 70% 30%	20% 70% 10%	50% 50%	50% 30%	50% 10%
0	119	119	119	116	116	116	111	111	111
1	110	107	105	108	105	103	104	102	100
2	101	97	93	99	95	92	96	93	90
3	93	88	83	92	87	83	89	85	81
4	86	80	75	85	79	75	82	78	74
5	79	73	68	78	72	68	76	71	67
6	73	67	62	72	66	62	71	65	61
7	68	61	56	67	61	56	66	60	56
8	63	56	52	62	56	52	61	55	51
9	59	52	47	58	52	47	57	51	47
10	55	48	44	54	48	44	53	48	44

Mounting Height	Inital FC Center Beam	50% beam - 72.6° Diameter	50% beam - 72.6° FC	10% beam - 89.4° Diameter	10% beam - 89.4° FC
8.0	65.4	8.1	32.7	10.9	6.5
10.0	35.2	11.0	17.6	14.8	3.5
12.0	21.9	14.0	11.0	18.8	2.2
14.0	15.0	16.9	7.5	22.8	1.5
16.0	10.9	19.8	5.4	26.7	1.1

 © 2017-2023 Acuity Brands Lighting, Inc.

PARABOLIC PHOTOMETRICS

Distribution Curve | **Distribution Data** | **Output Data** | **Coefficient of Utilization** | **Illuminance Data at 30" Above Floor for a Single Luminaire**

L8 90LM 35K + L8 NPR CS, 3500K LEDs, input watts: 85.03, delivered lumens: 7048.0, LM/W = 82.9, Spacing Criteria: 0.6, test no. PR07171791, tested in accordance to IESNA LM-79.

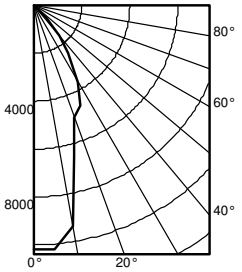

	Ave	Lumens
0	10207	
5	10209	939
15	6521	1865
25	4582	2046
35	2449	1583
45	691	590
55	8	25
65	0	0
75	0	0
85	0	0
90	0	

Zone	Lumens	% Lamp
0° - 30°	4850.2	68.8
0° - 40°	6433.7	91.3
0° - 60°	7048.0	100.0
0° - 90°	7048.0	100.0
90° - 180°	0.0	0.0
0° - 180°	7048.0	*100.0

*Efficiency

pf	80%			20% 70%			50%		
pc									
pw	50%	30%	10%	50%	30%	10%	50%	30%	10%
0	119	119	119	116	116	116	111	111	111
1	111	108	106	109	107	105	105	103	101
2	103	99	96	102	98	95	98	95	93
3	96	91	88	95	90	87	92	89	85
4	90	85	81	89	84	80	87	83	79
5	84	79	74	84	78	74	82	77	73
6	79	73	69	79	73	69	77	72	68
7	75	69	65	74	68	64	73	68	64
8	70	64	60	70	64	60	69	64	60
9	67	61	57	66	60	57	65	60	56
10	63	57	53	63	57	53	62	57	53

		50% beam - 34.4°		10% beam - 75.1°	
Mounting Height	Inital FC Center Beam	Diameter	FC	Diameter	FC
8.0	337.4	3.4	168.7	8.5	33.7
10.0	181.5	4.6	90.7	11.5	18.1
12.0	113.1	5.9	56.6	14.6	11.3
14.0	77.2	7.1	38.6	17.7	7.7
16.0	56.0	8.3	28.0	20.8	5.6

L8 90LM 35K + L8 P CS, 3500K LEDs, input watts: 85.03, delivered lumens: 7161.3, LM/W = 84.2, Spacing Criteria: 1.0, test no. PR11170994, tested in accordance to IESNA LM-79.

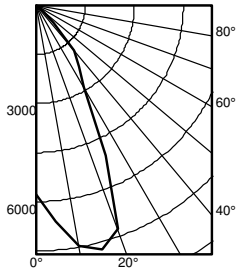

	Ave	Lumens
0	5790	
5	6645	664
15	7739	2138
25	5048	2272
35	2261	1430
45	732	626
55	14	24
65	5	6
75	0	1
85	0	0
90	0	

Zone	Lumens	% Lamp
0° - 30°	5073.8	70.9
0° - 40°	6504.2	90.8
0° - 60°	7154.6	99.9
0° - 90°	7161.3	100.0
90° - 180°	0.0	0.0
0° - 180°	7161.3	*100.0

*Efficiency

pf	80%			20% 70%			50%		
pc									
pw	50%	30%	10%	50%	30%	10%	50%	30%	10%
0	119	119	119	116	116	116	111	111	111
1	111	108	106	109	106	104	105	103	101
2	103	99	96	101	98	95	98	95	93
3	96	91	87	95	90	86	92	88	85
4	90	84	80	89	83	80	86	82	79
5	84	78	74	83	78	73	81	76	73
6	79	73	68	78	72	68	76	71	68
7	74	68	64	73	68	64	72	67	63
8	70	64	59	69	63	59	68	63	59
9	66	60	56	65	59	56	64	59	55
10	62	56	52	62	56	52	61	56	52

		50% beam - 54.3°		10% beam - 83.8°	
Mounting Height	Inital FC Center Beam	Diameter	FC	Diameter	FC
8.0	191.4	5.6	95.7	9.9	19.1
10.0	102.9	7.7	51.5	13.4	10.3
12.0	64.2	9.7	32.1	17.0	6.4
14.0	43.8	11.8	21.9	20.6	4.4
16.0	31.8	13.9	15.9	24.2	3.2

L8 90LM 35K + L8 WPR CS, 3500K LEDs, input watts:85.03, delivered lumens: 7063.6, LM/W = 83.1, Spacing Criteria: 1.5, test no. PR11171092, tested in accordance to IESNA LM-79.

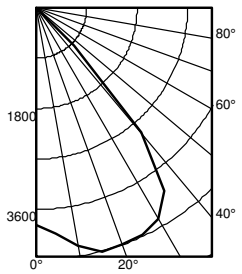

	Ave	Lumens
0	3880	
5	4044	397
15	4518	1267
25	4475	2055
35	3992	2372
45	965	925
55	20	38
65	9	8
75	0	1
85	0	0
90	0	

Zone	Lumens	% Lamp
0° - 30°	3719.5	52.7
0° - 40°	6091.7	86.2
0° - 60°	7054.9	99.9
0° - 90°	7063.6	100.0
90° - 180°	0.0	0.0
0° - 180°	7063.6	*100.0

*Efficiency

pf	80%			20% 70%			50%		
pc									
pw	50%	30%	10%	50%	30%	10%	50%	30%	10%
0	119	119	119	116	116	116	111	111	111
1	110	107	105	108	105	103	104	102	100
2	101	97	93	99	95	92	96	93	90
3	93	88	83	92	87	83	89	85	81
4	86	80	75	85	79	75	82	78	74
5	79	73	68	78	72	68	76	71	67
6	73	67	62	72	66	62	71	65	61
7	68	61	56	67	61	56	66	60	56
8	63	56	52	62	56	52	61	55	51
9	59	52	47	58	52	47	57	51	47
10	55	48	44	54	48	44	53	48	44

		50% beam - 72.6°		10% beam - 89.4°	
Mounting Height	Inital FC Center Beam	Diameter	FC	Diameter	FC
8.0	128.3	8.1	64.1	10.9	12.8
10.0	69.0	11.0	34.5	14.8	6.9
12.0	43.0	14.0	21.5	18.8	4.3
14.0	29.3	16.9	14.7	22.8	2.9
16.0	21.3	19.8	10.6	26.7	2.1

 © 2017-2023 Acuity Brands Lighting, Inc.

PERFORMANCE DATA

LUMINAIRES SPACED 2′ FROM WALL

Catalog Number: L8 90LM 35K 120 G4 80CRI ZT; L8 HWS CSS **Spread:** Single Wall **Test #:** PR07171991

Single Unit						Lamp	Multiple Units On 2′ Centers*			Multiple Units On 3′ Centers*			Multiple Units On 4′ Centers*		
Lateral Distance From Fixture 2′ From Wall						BXRC-35E10K0-D-73-SE	Spaced 2′ From Wall			Spaced 2′ From Wall			Spaced 2′ From Wall		
0′	1′	2′	3′	4′	5′	Distance From Ceiling	CL		CL	CL		CL	CL		CL
123	84	36	13	6	6	1′	195	189	195	146	117	146	132	69	132
106	82	42	18	9	7	2′	193	191	193	138	126	138	118	83	118
94	71	38	19	11	8	3′	175	172	175	128	115	128	109	77	109
76	64	40	22	13	9	4′	163	163	163	115	113	115	95	80	95
51	48	36	22	14	11	5′	135	138	135	94	98	94	73	75	73
34	36	29	22	15	12	6′	107	114	107	76	83	76	57	63	57
25	28	25	19	15	12	7′	89	96	89	65	71	65	50	54	50
20	23	20	16	14	12	8′	75	81	75	55	62	55	43	45	43
15	17	16	13	11	10	9′	59	64	59	44	50	44	34	36	34
10	13	12	10	9	7	10′	43	47	43	34	38	34	25	29	25

LUMINAIRES SPACED 3′ FROM WALL

Catalog Number: L8 90LM 35K 120 G4 80CRI ZT; L8 HWS CSS **Spread:** Single Wall **Test #:** PR07171991

Single Unit						Lamp	Multiple Units On 3′ Centers*			Multiple Units On 4′ Centers*			Multiple Units On 6′ Centers*		
Lateral Distance From Fixture 3′ From Wall						BXRC-35E10K0-D-73-SE	Spaced 3′ From Wall			Spaced 3′ From Wall			Spaced 3′ From Wall		
0′	1′	2′	3′	4′	5′	Distance From Ceiling	CL		CL	CL		CL	CL		CL
49	42	27	16	9	7	1′	79	76	79	65	56	65	53	27	53
66	59	39	23	14	10	2′	111	110	111	89	82	89	71	40	71
47	43	32	22	15	11	3′	90	89	90	71	68	71	52	37	52
47	42	31	21	15	11	4′	87	86	87	69	65	69	52	37	52
45	40	31	22	15	12	5′	87	87	87	69	67	69	50	39	50
39	36	29	22	17	13	6′	82	83	82	65	65	65	46	40	46
31	30	26	21	17	14	7′	74	76	74	58	61	58	40	39	40
24	25	22	19	15	13	8′	63	69	63	49	54	49	34	34	34
17	19	18	15	13	12	9′	51	58	51	40	45	40	28	29	28
12	14	14	11	11	10	10′	41	44	41	32	36	32	21	23	21

LUMINAIRES SPACED 4′ FROM WALL

Catalog Number: L8 90LM 35K 120 G4 80CRI ZT; L8 HWS CSS **Spread:** Single Wall **Test #:** PR07171991

Single Unit						Lamp	Multiple Units On 3′ Centers*			Multiple Units On 4′ Centers*			Multiple Units On 6′ Centers*		
Lateral Distance From Fixture 4′ From Wall						BXRC-35E10K0-D-73-SE	Spaced 4′ From Wall			Spaced 4′ From Wall			Spaced 4′ From Wall		
0′	1′	2′	3′	4′	5′	Distance From Ceiling	CL		CL	CL		CL	CL		CL
27	24	19	14	10	8	1′	53	53	53	42	41	42	33	25	33
45	40	31	22	16	12	2′	88	88	88	70	67	70	53	41	53
38	36	30	23	17	13	3′	83	84	83	65	65	65	48	42	48
31	29	25	20	16	13	4′	71	72	71	57	56	57	41	37	41
32	29	24	19	15	13	5′	70	70	70	56	55	56	41	36	41
31	29	25	20	16	13	6′	70	71	70	56	56	56	41	37	41
29	27	23	20	16	14	7′	69	71	69	55	56	55	40	37	40
25	25	22	18	15	14	8′	66	69	66	52	54	52	37	35	37
21	20	18	16	14	12	9′	56	59	56	45	47	45	32	31	32
15	15	15	13	12	10	10′	45	46	45	36	37	36	25	26	25

*Based on minimum of five luminaires. Reflectances: 80, 50, 20. Values are rounded to nearest whole footcandle.

Fixtures tested to IES recommended standard for solid state lighting per LM-79-08. Photometric performance on a single unit represents a baseline of performance for the fixture. Results may vary in the field.

 © 2017-2023 Acuity Brands Lighting, Inc.

PERFORMANCE DATA

LUMINAIRES SPACED 2′ FROM WALL

Catalog Number: L8 90LM 35K 120 G4 80CRI ZT; L8 WS CD **Spread:** Single Wall **Test #:** PR07171795

Single Unit						Lamp	Multiple Units On 2′ Centers*			Multiple Units On 3′ Centers*			Multiple Units On 4′ Centers*		
Lateral Distance From Fixture 2′ From Wall						BXRC-35E10K0-D-73-SE	Spaced 2′ From Wall			Spaced 2′ From Wall			Spaced 2′ From Wall		
0′	1′	2′	3′	4′	5′	Distance From Ceiling	CL		CL	CL		CL	CL		CL
146	101	41	15	7	7	1′	228	220	228	171	137	171	156	79	156
186	143	69	27	12	9	2′	330	330	330	235	213	235	204	136	204
135	106	56	27	14	11	3′	257	258	257	184	171	184	156	113	156
88	78	55	28	15	11	4′	207	206	207	141	150	141	111	111	111
55	53	44	30	18	12	5′	160	164	160	112	115	112	82	92	82
36	39	34	28	20	14	6′	126	132	126	89	97	89	68	73	68
27	30	28	23	19	15	7′	106	111	106	75	84	75	59	62	59
22	25	22	19	17	15	8′	89	95	89	65	72	65	51	52	51
17	19	18	16	14	13	9′	70	75	70	52	60	52	41	42	41
11	14	13	12	11	9	10′	50	54	50	40	44	40	30	34	30

LUMINAIRES SPACED 3′ FROM WALL

Catalog Number: L8 90LM 35K 120 G4 80CRI ZT; L8 WS CD **Spread:** Single Wall **Test #:** PR07171795

Single Unit						Lamp	Multiple Units On 3′ Centers*			Multiple Units On 4′ Centers*			Multiple Units On 6′ Centers*		
Lateral Distance From Fixture 3′ From Wall						BXRC-35E10K0-D-73-SE	Spaced 3′ From Wall			Spaced 3′ From Wall			Spaced 3′ From Wall		
0′	1′	2′	3′	4′	5′	Distance From Ceiling	CL		CL	CL		CL	CL		CL
48	42	26	16	10	8	1′	78	74	78	64	55	64	52	25	52
101	89	57	32	18	12	2′	165	163	165	131	119	131	107	57	107
81	75	55	35	21	14	3′	152	154	152	118	115	118	89	62	89
69	63	46	30	21	15	4′	130	129	130	103	97	103	77	54	77
56	53	43	30	20	15	5′	115	117	115	88	92	88	64	54	64
44	42	37	30	22	16	6′	101	101	101	79	81	79	53	54	53
34	33	30	26	22	17	7′	88	91	88	69	71	69	45	48	45
25	27	25	22	19	17	8′	74	81	74	58	64	58	39	40	39
19	21	20	18	16	15	9′	60	68	60	47	53	47	32	33	32
14	15	15	12	13	12	10′	48	51	48	37	41	37	26	26	26

LUMINAIRES SPACED 4′ FROM WALL

Catalog Number: L8 90LM 35K 120 G4 80CRI ZT; L8 WS CD **Spread:** Single Wall **Test #:** PR07171795

Single Unit						Lamp	Multiple Units On 3′ Centers*			Multiple Units On 4′ Centers*			Multiple Units On 6′ Centers*		
Lateral Distance From Fixture 4′ From Wall						BXRC-35E10K0-D-73-SE	Spaced 4′ From Wall			Spaced 4′ From Wall			Spaced 4′ From Wall		
0′	1′	2′	3′	4′	5′	Distance From Ceiling	CL		CL	CL		CL	CL		CL
25	23	17	13	10	8	1′	47	48	47	38	37	38	30	23	30
57	51	38	26	19	14	2′	110	110	110	86	83	86	66	50	66
64	60	48	35	24	17	3′	133	138	133	105	104	105	76	66	76
51	48	41	31	23	18	4′	117	119	117	91	92	91	65	60	65
46	43	35	28	22	17	5′	103	105	103	82	80	82	60	52	60
41	39	34	27	21	17	6′	98	99	98	76	78	76	55	51	55
35	33	30	26	21	17	7′	89	92	89	71	71	71	48	48	48
29	28	26	22	20	18	8′	80	84	80	64	65	64	44	44	44
23	22	20	19	17	16	9′	67	71	67	53	55	53	38	36	38
16	16	16	14	14	13	10′	53	54	53	41	43	41	29	31	29

*Based on minimum of five luminaires. Reflectances: 80, 50, 20. Values are rounded to nearest whole footcandle.

Fixtures tested to IES recommended standard for solid state lighting per LM-79-08. Photometric performance on a single unit represents a baseline of performance for the fixture. Results may vary in the field.

 © 2017-2023 Acuity Brands Lighting, Inc.

CONTROLS

EXAMPLE
Group Fixture Control*
*Appiication diagram applies for fixtures with eldoLED drivers only.

nPS 80 EZ Dimming/Control Pack (qty: 2 required)
nPODM 2P DX Dual On/Off/Dim Push-Button WallPod
nCM ADCX Daylight Sensor with Automatic Dimming Control
nCM PDT 9 Dual Technology Occupancy Sensor

Description: This design provides a dual on/off/dim wall station that enables manual control of the fixtures in Row A and Row B separately. Additionally, a daylight harvesting sensor is provided so the lights in Row B can be configured to dim automatically when daylight is available. An occupancy sensor turns off all lights when the space is vacant.

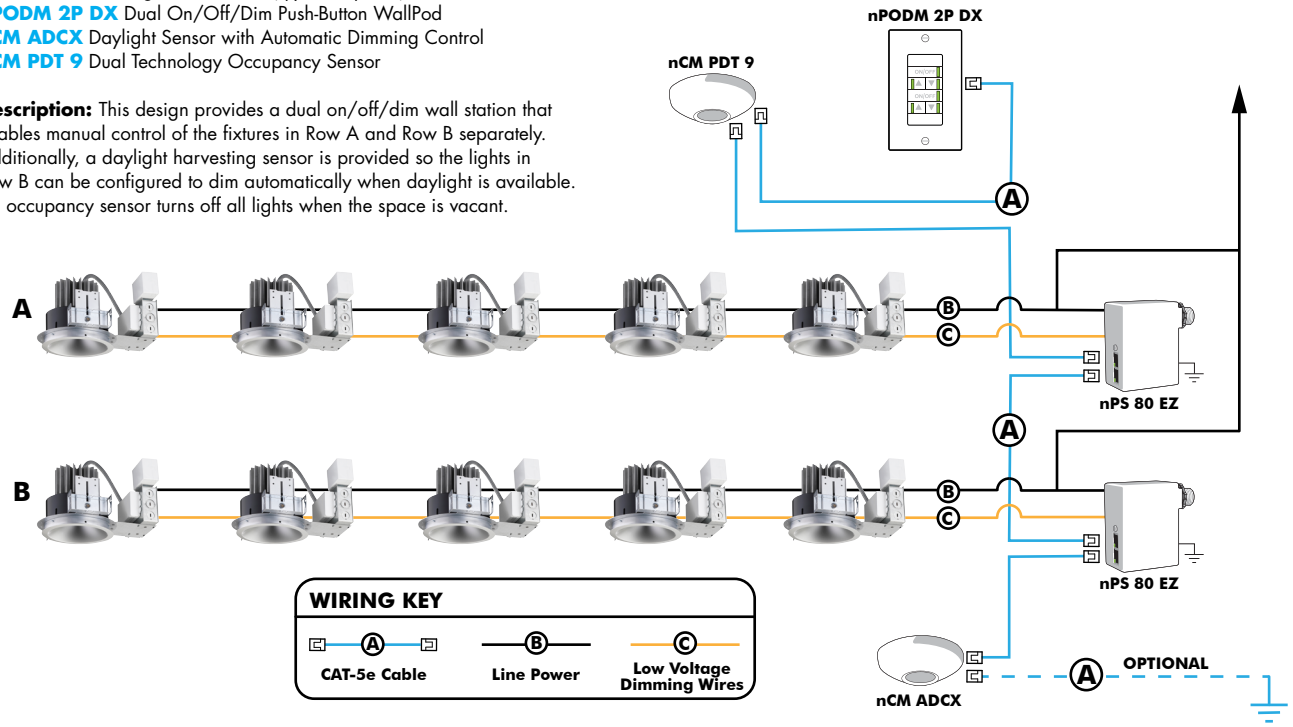

Choose Wall Controls

nLight offers multiple styles of wall controls - each with varying features and user experience.

Push-Button Wallpod
Traditional tactile buttons and LED user feedback

Graphic Wallpod
Full color touch screen provides a sophisticated look and feel

nLight® Wired Controls Accessories:			
Order as separate catalog number. Visit www.acuitybrands.com/products/controls/nlight for complete listing of nLight controls.			
WallPod Stations	**Model number**	**Occupancy sensors**	**Model Number**
On/Off	nPODM (Color)	Small motion 360°, ceiling (PIR/dual Tech)	nCM 9 / nCM PDT 9
On/Off & Raise/Lower	nPOD DX (Color)	Large motion 360°, ceiling (PIR/dual tech)	nCM 10 / nCM PDT 10
Graphic Touchscreen	nPOD GFX (Color)	Wide View (PIR/dual tech)	nWV 16 / nWV PDT 16
Photocell controls	**Model Number**	Wall Switch w/ Raise/Lower (PIR/dual tech)	nWSX LV DX / nWSX PDT LV DX
Dimming	nCM ADCX	**Cat-5 cables (plenum rated)**	**Model Number**
		10', CAT5 10FT	CAT5 10FT J1
		15, CAT5 15FT	CAT5 15FT J1

Capable Luminaire

This item is an A+ capable luminaire, which has been designed and tested to provide consistent color appearance and out-of-the-box control compatibility with simple commissioning.

- All configurations of this luminaire meet the Acuity Brand's specification for chromatic consistency.
- This luminaire is part of an A+ Certified solution for nLight control networks when ordered with drivers marked by a Shaded background*
- This Luminaire is part of an A+ Certified solution for nLight control networks, providing advanced control functionality at the luminaire level, when selection includes driver and control options marked by a shaded background*

To learn more about A+, visit www.acuitybrands.com/aplus.

*See ordering tree for details

 © 2017-2023 Acuity Brands Lighting, Inc.

nLight® AIR Control Accessories:
Order as separate catalog number. Visit www.acuitybrands.com/products/controls/nlightair.

Wall switches	Model number
On/Off single pole	rPODB [color]
On/Off two pole	rPODB 2P [color]
On/Off & raise/lower single pole	rPODB DX [color]
On/Off & raise/lower two pole	rPODB 2P DX [color]
On/Off & raise/lower single pole	rPODBZ DX WH[1]

Notes

1 Can only be ordered with the RES7Z zone control sensor version.

nLight AIR

nLight AIR is the ideal solution for retrofit or new construction spaces where adding communication is cost prohibitive. The integrated nLight AIR rPP20 Power Pack is part of each Indy L-Series Luminaire. These individually addressable controls offer the ultimate in flexibility during initial setup and for space repurposing.

Simple as 1,2,3

1. Install the nLight® AIR fixtures with embedded smart sensor
2. Install the wireless battery-powered wall switch
3. With CLAIRITY app, pair the fixtures with the wall switch and if desired, customize the sensor settings for the desired outcome

nLight AIR rPODB 2P DX Mobile Device

 © 2017-2023 Acuity Brands Lighting, Inc.