LITHONIA LIGHTING®

Catalog Number
Notes
Type

T-BEAM® LED

LED High Bay

IBL

Patent Pending



Unlensed (standard)
12-30L pictured

Lensed (optional)
48-60L pictured

FEATURES & SPECIFICATIONS

INTENDED USE — Ideal one-for-one replacement of conventional HID and fluorescent high bay systems. Applications include warehousing, manufacturing, gymnasiums, and other large indoor spaces with mounting heights up to 60'. **Certain airborne contaminants can diminish the integrity of acrylic and/or polycarbonate. Click here for Acrylic-Polycarbonate Compatibility table for suitable uses.**

CONSTRUCTION — Lightweight aluminum heat sink designed to perform in ambient temperatures up to 55° C with lumen droop less than fluorescent due to precision thermal engineering for maximum naturally convective cooling. Structural elements such as the channel and end caps are fabricated from steel for maximum rigidity. Hard-tooled reflectors, utilizing reflective Alanod® MIRO-5® aluminum, for precise and repeatable photometry. Semi-diffuse lens optional to provide glare control – may be inverted for gloss or matte side down. Wireguard attachment points provided.

OPTICS — Narrow and wide distributions available to meet both horizontal and vertical light level requirements. Reflectors feature precision-formed optics utilizing reflective Alanod® MIRO-5® aluminum to achieve narrow distribution and white polyester powder coat to achieve wide distribution. Semi-diffuse lens optional to provide glare control and LED protection.

ELECTRICAL — L95 at 60,000 hours (only 5% loss) with a predicted life of more than 100,000 hours. Utilizes a 90°C case temperature driver for maximum life at high temperatures. 0.90 power factor and 10kA/10kV level of surge protection is standard. Available as 120-277V or 347-480V input.

0-10V dimming standard for a dimming range of 100% to 10%; dimming source current is 150 microA.

INSTALLATION — Suitable for suspension by chain, cable, surface-mounting bracket, hook monopoint or single (pendant) monopoint. Surface mounting not recommended without optional surface mounting bracket. To maintain high ambient listing, fixture should be mounted at a minimum plenum height of 24".

LISTINGS — CSA certified to US and Canadian safety standards. Damp location listed. Suitable for ambient temperatures from -40°F (-40°C) to 131°F (55°C) when suspended 24" from ceiling. Patent pending. DesignLights Consortium® (DLC) qualified product. Not all versions of this product may be DLC qualified. Please check the DLC Qualified Products List at www.designlights.org/QPL to confirm which versions are qualified.

BUY AMERICAN ACT — Product with the BAA option is assembled in the USA and meets the Buy America(n) government procurement requirements under FAR, DFARS and DOT regulations. Please refer to www.acuitybrands.com/buy-american for additional information.

WARRANTY — 5-year limited warranty. This is the only warranty provided and no other statements in this specification sheet create any warranty of any kind. All other express and implied warranties are disclaimed. Complete warranty terms located at:
www.acuitybrands.com/support/warranty/terms-and-conditions

Note: Actual performance may differ as a result of end-user environment and application. All values are design or typical values, measured under laboratory conditions at 25 °C. Specifications subject to change without notice.

A+ Capable Luminaire

This item is an A+ capable luminaire, which has been designed and tested to provide consistent color appearance and out-of-the-box control compatibility with simple commissioning.

- All configurations of this luminaire meet the Acuity Brands' specification for chromatic consistency
- This luminaire is part of an A+ Certified solution for nLight® control networks marked by a shaded background*

To learn more about A+, visit www.acuitybrands.com/aplus.

*See ordering tree for details

A+ Capable options indicated by this color background.

ORDERING INFORMATION

Lead times will vary depending on options selected. Consult with your sales representative.

Example: IBL 15L WD LP740

IBL					
Series	**Lumens**	**Distribution**	**Lens**	**Voltage**	**Color temperature**
IBL	12L 12,000 lumens	WD Wide	(blank) No shielding	(blank) MVOLT; 120-277V	LP735 70 CRI, 3500K CCT
	15L 15,000 lumens	ND Narrow	SD125 Semi-diffuse acrylic	HVOLT 347V-480V	LP740 70 CRI, 4000K CCT
	24L 24,000 lumens			120 120V	LP750 70 CRI, 5000K CCT
	30L 30,000 lumens[1]			277 277V	LP835 80 CRI, 3500K CCT
	48L 48,000 lumens[1]				LP840 80CRI, 4000K CCT
	60L 60,000 lumens[1]				LP850 80 CRI, 5000K CCT

Options

GLR	Internal fast-blow fuse[2,3]
OUTCTR	Wiring leads pulled through back center of fixture
OCS	RELOC® OnePass® 5' installed[2]
IMP	Integrated modular plug[4,5]
RRL	RELOC®-ready luminaire. See page 5 for ordering information[6]
WGX	Standard wire guard, installed[7]
BAA	Buy America(n) Act Compliant

Cord sets:[8]

CS1W	Straight plug, 120V[9]
CS3W	Twist-lock, 120V[9]
CS7W	Straight plug, 277V[9]
CS11W	Twist-lock, 277V[9]
CS25W	Twist-lock, 347V[9]
CS97W	Twist-lock, 480V[9]
CS93W	600 SO white cord, no plug (no voltage required)

Controls:

LCOZU	Aisle motion sensor, pre-wired[2,10,11]
LCHOSZU	Aisle motion sensor, pre-wired; programmable dimming[2,10,11]
LCPZU	Aisle motion sensor with photocell; pre wired[2,10,11]
LAOZU	360° motion sensor, pre-wired[2,10,11]
LAHOSZU	360° motion sensor, pre-wired; programmable dimming[2,10,11]
LAPZU	360° motion sensor with photocell, pre-wired[2,10,11]
MSE360	360° motion sensor, embedded, high bay[2,11,12]
MSE360LB	360° motion sensor, embedded, low bay[2,11,12]
LAMOSZU	360 motion sensor, dimming and switching photocell, pre-wired (T24 compliant)[2,10,11]
LCMOSZU	Aisle motion sensor, dimming and switching photocell, pre-wired (T24 compliant)[2,10,11]
nPP16D	nLight® switching/dimming module[2,11,13]
nMSI	nLight®, aisle motion sensor, pre-wired[2,11,14]
nMSI360	nLight®, 360° motion sensor, pre-wired[2,11,15]
nMSID	nLight®, aisle motion sensor w/dimming, pre-wired[2,11,16]
nMSI360D	nLight®, 360° motion sensor w/dimming, pre-wired[2,11,17]

Finish

(blank)	Gloss white with textured dark gray accents
DWH	Gloss white

Accessories: *Order as separate catalog number.*

Mounting:

IBAC120 M100	Aircraft cable 10' with hook (one pair)
IBAC240 M75	Aircraft cable 20' with hook (one pair)
IBHMP	Hook monopoint
ZACVH	Aircraft 10' V hanger (one pair)[19]
IBLPMP	Pendant monopoint splice box, includes side covers for use with 12-30L
IBLPMPHB	Pendant monopoint splice box, includes side covers (3/4" hub)for use with 12-30L
IBLPMP48	Pendant monopoint splice box, includes side covers for use with 48L and 60L
IBLPMPHB48	Pendant monopoint splice box, includes side covers (3/4" hub) for use with 48L and 60L
HC36	Hanger chain, 36" (one pair)[18]
THUN	Tong hanger bracket (order 2 per fixture)[18,19]

Cord sets and sensors for IMP option:

CS1WIMP	Straight plug, 120V[7,8,20]
CS3WIMP	Twist-lock, 120V[7,8,20]
CS7WIMP	Straight plug, 277V[7,8,20]
CS11WIMP	Twist-lock, 277V[7,8,20]
CS25WIMP	Twist-lock 347V[7,8,20]
CS93WIMP	600V SO white cord, no plug (no voltage required)[7,20]
CS97WIMP	Twist-lock 480V[7,8,20]
MSIIMP	Aisle sensor[5,20]
MSI360IMP	360° sensor[5,20]

Field-installable door and lens assemblies:

DLIBL SD125	Semi-diffuse acrylic lens for use 12-30L
DLIBL48 SD125	Semi-diffuse acrylic lens for use with 48L and 60L

Wire guards:

WGIBL	Wire guard for use with 12-30L[7]
WGIBL48	Wire guard for use with 48L and 60L[7]

See footnotes on next page.

Notes

1 Fixtures more than 24" wide can interfere with the operation of some fire sprinkler systems. Verify specific installation requirements with local fire official and insurance carrier. Emergency battery packs are not available with 48L or 60L.
2 Specify voltage.
3 Not available with 347 voltage.
4 Must be factory-installed.
5 Must have "IMP" power cord to power fixture. Not for use with THUN mounting accessory.
6 Requires Reloc RRL compatible cable to power fixture.
7 SD125 lens option recommended when wire guard is used.
8 All cord sets are 18/3, 6', white.
9 Cord sets are voltage specific. Specify voltage. Other configurations available. Consult factory.
10 Other configurations available, see page four for additional options.
11 Sensors are rated for 14°F(-10°C) to 122°F(50°C) operation.
12 Not available with battery pack. Not field installable.
13 Available 120 or 277V only. Not for use with THUN.
14 nMSI option utilizes a nPP16 and a nCMB 50, CAT5e cable also included. Available 120 or 277V only.
15 nMSI360 option utilizes a nPP16 and a nCMB 6, CAT5e cable also included. Available 120 or 277V only.
16 nMSID option utilizes a nPP16D and a nCMB 50, CAT5e cable also included. Available 120 or 277V only.
17 nMSI360D option utilizes a nPP16D and a nCMB 6, CAT5e cable also included. Available 120 or 277V only.
18 Not for use with 48L or 60L.
19 95°F (35°C) maximum ambient temperature when using the THUN. Not for use with NPP16D. Not for use with IMP option.
20 Must have IMP option on fixture.

12L, 24L and 48L lumen packages

15L, 30L and 60L lumen packages

To create the 12L, 24L and 48L lumen packages, the PCBA (LED board) is depopulated from the endcaps inward. The first LED is 5-1/2" from the end cap on those units, compared to 1-1/8" on the 15L, 30L and 60L product.

DIMENSIONS

Dimensions may vary with options or accessories.



24L and 30L utilize two drivers wired inboard/outboard
48L and 60L ***(not shown)*** utilize four drivers wired inboard/outboard

48L AND 60L (NOT SHOWN)
HAVE 8 ROWS OF LEDS

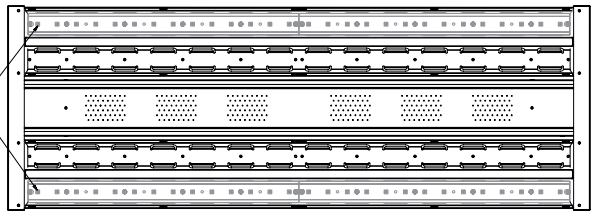

12L and 15L utilize one driver

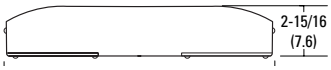

12L - 30L

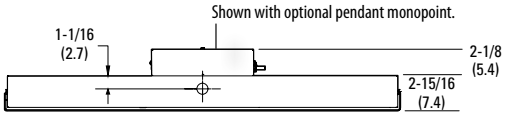

48L - 60L

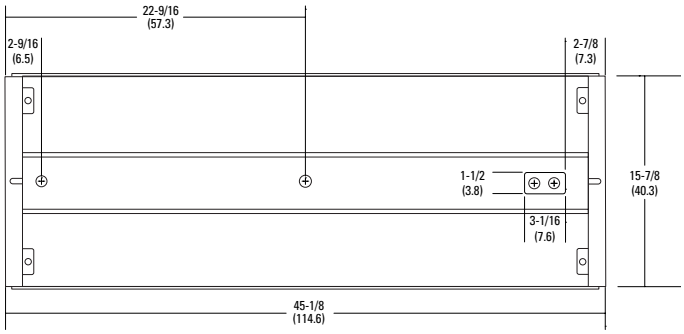

12L - 30L

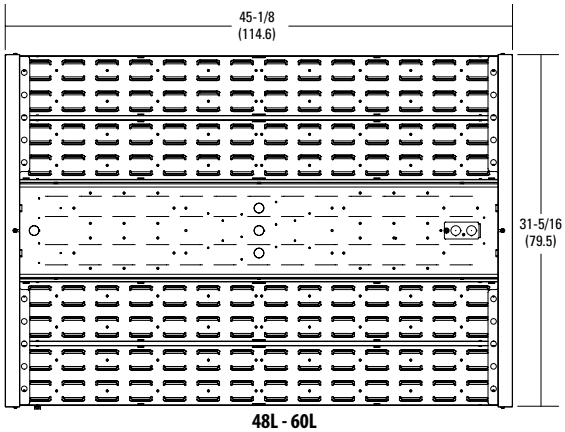

48L - 60L

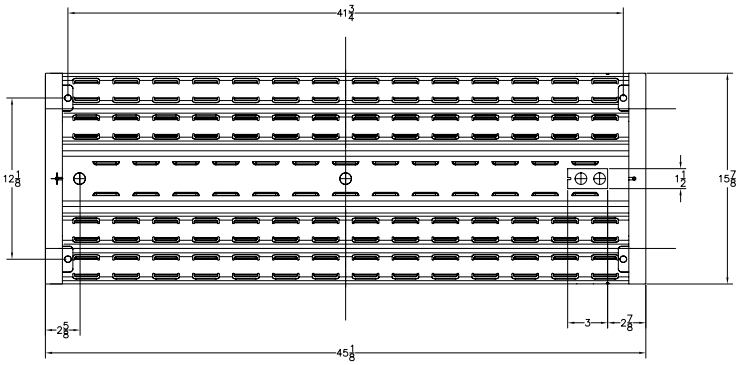

OPERATIONAL DATA

Lumen package	Ambient rating (120V - 277V)	Ambient rating (347V / 480V)	Distribution	Delivered lumens 70CRI 5000K	Delivered lumens 80CRI 5000K	Lumen multiplier @ 104°F (40°C) ambient temperature	Lumen multiplier @ 104°F (40°C) ambient w/ SD125 lens kit
12L	-40°F to 131°F (-40°C to 55°C)	-40°F to 104°F (-40°C to 40°C)	ND	12,492	10,862	0.97	0.88
			WD	12,968	11,276	0.97	0.88
15L	-40°F to 131°F (-40°C to 55°C)	-40°F to 104°F (-40°C to 40°C)	ND	15,897	13,824	0.97	0.87
			WD	16,500	14,352	0.97	0.87
24L	-40°F to 131°F (-40°C to 55°C)	-40°F to 104°F (-40°C to 40°C)	ND	24,983	21,725	0.97	0.88
			WD	25,938	22,554	0.97	0.88
30L	-40°F to 131°F (-40°C to 55°C)	-40°F to 104°F (-40°C to 40°C)	ND	31,798	27,650	0.97	0.87
			WD	33,012	28,706	0.97	0.87
48L	-40°F to 131°F (-40°C to 55°C)	-40°F to 104°F (-40°C to 40°C)	ND	49,975	43,082	0.97	0.88
			WD	51,876	45,110	0.97	0.87
60L	-40°F to 131°F (-40°C to 55°C)	-40°F to 104°F (-40°C to 40°C)	ND	63,594	55,300	0.97	0.87
			WD	66,025	57,413	0.97	0.87

CHARACTERISTICS

Lumen package	Wattage				Length	Width	Depth	Weight without Lens *(Lens kit adds approx. 7 lbs.)*	Comparable light source
	120V	277V	347V	480V	Dimensions are shown in inches (centimeters) unless otherwise noted.				
12L	100	95	98	97	45 (114.3)	15-3/4 (40.0)	3-1/4 (8.3)	12.5 lbs. (5.7 kg)	2-lamp T5HO
15L	125	122	126	125	45 (114.3)	15-3/4 (40.0)	3-1/4 (8.3)	12.5 lbs. (5.7 kg)	4-lamp T8, 250W HID
24L	197	192	198	197	45 (114.3)	15-3/4 (40.0)	3-1/4 (8.3)	17.5 lbs. (7.9 kg)	4-lamp T5HO, 6-lamp T8, 400W HID
30L	245	241	248	246	45 (114.3)	15-3/4 (40.0)	3-1/4 (8.3)	17.5 lbs. (7.9 kg)	6-lamp T5HO, 8-lamp T8
48L	394	388	400	396	45 (114.3)	31-1/3 (79.5)	3-1/4 (8.3)	35 lbs. (15.9 kg)	8-lamp T5HO, 750 HID
60L	489	471	485	480	45 (114.3)	31-1/3 (79.5)	3-1/4 (8.3)	35 lbs. (15.9 kg)	10-lamp T5HO,1000W HID

PROJECTED LUMEN MAINTENANCE

Operating hours	0	10,000	20,000	25,000	35,000	50,000	60,000	75,000	100,000
Lumen maintenance factor	1	0.98	0.98	0.97	0.96	0.96	0.95	0.94	0.93

LUMENS VS. AMBIENT TEMPERATURE

Ambient °C	Ambient °F	Lumen multiplier
0	32	1.02
5	41	1.015
10	50	1.01
15	59	1.008
20	68	1.005
25	77	1
30	86	0.995
35	95	0.985
40	104	0.98
45	113	0.97
50	122	0.965
55	131	0.96

PHOTOMETRICS

See www.lithonia.com.

LSXR - Fixture Mount Sensor (see www.sensorswitch.com for additional information)

- Four interchangeable lenses.
- Integrated mounting bracket drops lens down 3" from chase nipple.
- Single or dual relay versions — designed with robust protection from the harsh switching requirements of T5 and LED loads.
- Photocell and 0-10VDC dimming options.
- No PIR field calibration or sensitivity adjustments required.

LSXR configuration	Comparable CMRB sensor	Old style sensor nomenclature
For shortest lead times use one of the following LSXR configurations		
LC0ZU	CMRB 50	MSI
LCH0SZU	CMRB 50 D	MSID
LCPZU	CMRB 50 P	MSIPED
LA0ZU	CMRB 6	MSI360
LAH0SZU	CMRB 6 D	MSI360D
LAPZU	CMRB 6 P	MSI360PED

SELECTIONS BELOW WILL EXTEND ORDER LEAD TIME. CONSULT YOUR SALES REPRESENTATIVE FOR DETAILS.

SINGLE RELAY

ORDERING INFORMATION Lead times will vary depending on options selected. Consult with your sales representative.

Example: LAH0SZU

Series	Lens option	Dimming/Photocell	Max. dim Level	Min. dim level	Temp/Humidity	Default time delay
L LSXR passive infrared indoor occupancy sensor	A High mount, 360° B Low mount, 360° C High mount aisleway	0 None[1] H High/low occupancy operation P Switching photocell(on/off) M Dimming and switching photocell G Dimming and switching photocell with high/low occupancy operation	0 10 VDC 9 9 VDC 8 8 VDC 7 7 VDC	S Minimum dimming level of ballast 1 1 VDC 2 2 VDC 3 3 VDC 4 4 VDC 5 5 VDC 6 6 VDC	Z None T Low temperature	I 30 seconds D 2.5 minutes X 5 minutes R 7.5 minutes U 10 minutes (with minimum 15 minutes on time) V 15 minutes W 20 minutes Y 30 minutes

DUAL RELAY (Available with 120, 277, and 347V only)

ORDERING INFORMATION Lead times will vary depending on options selected. Consult with your sales representative.

Example: LA2KZU

Series	Lens option	Poles	Operating mode	Temp/Humidity	Default time delay
L LSXR passive infrared indoor occupancy sensor	A High mount, 360° B Low mount, 360° C High mount aisleway	2 Dual relay	J None K Alternating off relays (promotes even lamp wear) O Alternating off relays w/photocell P Switching photocell(on/off) E Photocell on/off (pole 1 only) F Photocell on/off - both poles (dual set-point)	Z None T Low temperature	I 30 seconds D 2.5 minutes X 5 minutes R 7.5 minutes U 10 minutes (with minimum 15 minutes on time) V 15 minutes W 20 minutes Y 30 minutes

Example: LENS 50 J100

Replacement lenses: *Order as separate catalog number.*

Series	Lens type	Package quantity
Lens	6 High mount 360° 10 Low mount 360° 50 High mount aisleway	U Unit J10 10-pack J100 100-pack

Notes

1 Dimming level fields not required when this option is chosen.

LSXR COVERAGE PATTERNS

HIGH MOUNT 360º LENS (#6)

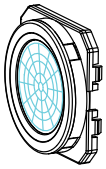

- Best choice for 15 to 45 ft (4.57 to 13.72 m) mounting heights
- 15 to 20 ft (4.57 to 6.10 m) radial coverage overlaps area lit by a typical high bay fixture
- Excellent detection of large motion (e.g. walking) up to a 35 ft (10.76 m) mounting height
- Excellent detection of extra large motion (e.g. forklifts) up to a 45 ft (13.72 m) mounting height

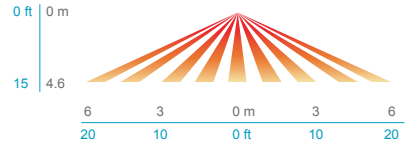

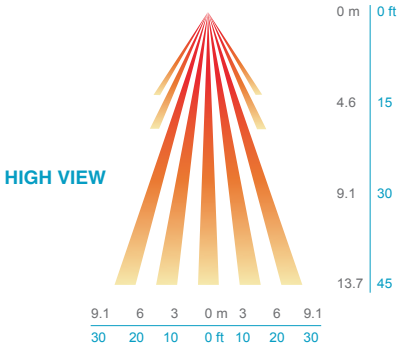

HIGH MOUNT AISLEWAY LENS (#50)

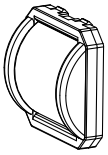

- Provides a bi-directional coverage pattern ideal for warehouse racking
- 1.2x mounting height equals approximate detection range in either direction
- Typical 40 ft (12.19 m) mounting detects 50 ft (15.24 m) in either direction
- Superior aisleway coverage compared to a masked 360º lens

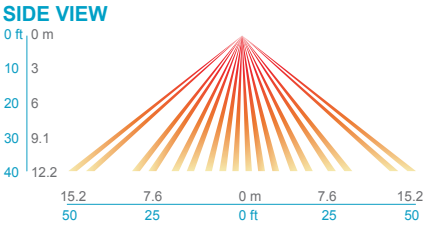

LOW MOUNT 360º LENS (#10)

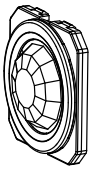

- Best choice for large motion detection (e.g. walking)
- 360º conical shaped pattern
- Provides ~24 ft (7.32 m) radial coverage (~2000 ft²) when mounted at 9 ft (2.74 m)
- 7 to 15 ft (2.13 to 4.57 m) mounting heights provide 16 to 36 ft (4.88 to 10.97 m) radial coverage
- Detection range improves when walking across beams compared to into beams

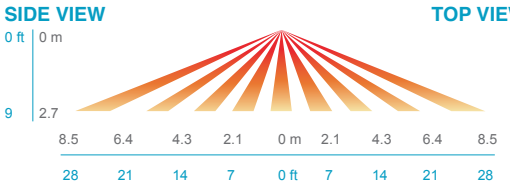

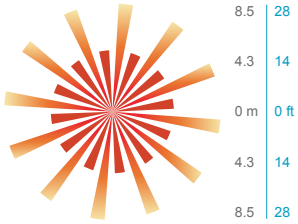

IMP - Integrated Modular Plug

- The integrated modular plug (IMP) option allows the installer to plug and play a multitude of accessories.
- Cord sets connect quickly to any fixture with IMP option.
- IMP accessories include occupancy sensors, photocells, X-point relays.



IMP compatible sensors [1]	
CS1WIMP	Straight plug, 120V
CS3WIMP	Twist-lock, 120V
CS7WIMP	Straight plug, 277V
CS11WIMP	Twist-lock, 277V
CS25WIMP	Twist-lock, 347V
CS93WIMP	600V SEOOW white cord, no plug
CS97WIMP	Twist-lock, 480V

IMP compatible sensors	
MSIIMP	Aisle sensor
MSI360IMP	360° sensor

Notes

1 Cord set required for fixture operation. All cord sets are 18/3, 6' white..

RRL - RELOC®-Ready Luminaire

- RRL connectors can be used with Quick-Flex®, System 820 and OnePass® systems.
- Load side of connector factory installed to luminaire.
- 4-pole mating connector with push-in terminations allows for simple installation.
- Touch-safe design on both halves meets UL/CSA requirement.
- Wiping contact design allows safe disconnect under load.

ORDERING INFORMATION Lead times will vary depending on options selected. Consult with your sales representative.

Example: RRLA

Series		Wiring instructions			
RRL	RELOC®-ready luminaire	A	Hot conductor wired to position #1 (phase A)	AE	Hot conductor wired to position #1 (phase A), hot conductor #2 wired to position #2 (phase B) [2]
		B	Hot conductor wired to position #2 (phase B)	ABE	Hot conductor wired to position #1 (phase A), hot conductor #2 wired to position #2 (phase B), inverter conductor wired to position #3 (phase C) [1,2]
		C	Hot conductor wired to position #3 (phase C) [1]	C12S	Hot conductor in position #1 (phase A), low voltage conductor #1 in position #2,low voltage conductor #2 in position #3 [1,3]
		AB	Outboard hot conductor wired to position #1 (phase A), inboard hot conductor wired to position #2 (phase B)		

Compatible RELOC® Cables for Industrial Luminaires (shipped and ordered separately)

OCS

OCU

OD

Notes

1 C, ABE, and C12S options are not used with Quick-Flex QFC, QSFC, QPT, and QD.

2 AE and ABE commercial fixtures should disconnect the TSPL before unplugging the RRL so it does not go into discharge mode. Requires fixture to have a battery option.

3 C12S option is used with the OnePass OD and 820 SSC, PT, and DC for 0-10V/DALI applications.

OPTIONS AND ACCESSORIES

The I-BEAM LED fixture offers numerous options for almost every electrical and optical component, including a long list of field-installable accessories.

REFLECTORS
Wide distribution is formed with 93% reflective white paint. Narrow distribution is formed with Alanod® MIRO®.

INTEGRATED ELECTRICAL OPTIONS
Channel sized to accept emergency components, surge protector, fusing and embedded sensors.



WIRE GUARD (external)
Field- or factory-installed. Protects light engine from impact. Mounting hardware included.

Factory-installed option:
WGX

Field-installed options:
WGIBL
WGIBL48



DIFFUSER
Field- or factory-installed. Available in semi-diffuse acrylic. Mounting hardware included.

Factory-installed option:
SD125

Field-installed option:
DLIBL SD125
DLIBL48 SD125



EMBEDDED OCCUPANCY SENSOR
Factory installed Sensor Switch® SFR30 (MSE360) or SFR7 (MSE360LB) placed in the channel cover which reduces the risk of sensor damage compared to non-embedded sensors. Recommended mounting height for MSE360 is over 15' and MSE360LB under 15'.

Factory-installed option:
MSE360
MSE360LB



PENDANT MONOPOINT BRACKET
Accepts ¾" rigid conduit for single-point mounting. The bracket can be adjusted to help counterbalance fixture to offset weight variance from end to end.

Order as:
IBLPMP
IBLPMPHB
IBLPMP48
IBLPMPHB48



SURFACE MOUNT BRACKET
Rigidly attach I-BEAM LED to a hard ceiling. Can be placed anywhere along fixture.

Order as:
THUN (not for use in ambient temperatures exceeding 95°F (35°C), or on the 40L or 60L)



HANGERS
Several lengths of aircraft cables and chains available; with or without V-hooks.

Order as:
IBAC120 M20
IBHMP
For others, see accessories on page 1.



CORD SETS
Available in several lengths with or without molded plug. White is standard.

For available options, see ordering information on page 1.



INTEGRATED MODULAR PLUG (IMP)
Must be factory-installed and allows for field installation of various modular accessories including cordsets, motion sensors, photocells and LC&D X-point™ relays. Fixture must be ordered with IMP option. Requires IMP power cord to operate fixtures.

© 2012-2023 Acuity Brands Lighting, Inc. All rights reserved.