JUNO

E Series LED Downlight Retrofit

5"/6" Switchable White LED Retrofit Module

Project:	
Fixture Type:	
Location:	
Contact/Phone:	

65BE/65SE SWW5 Series

Dimensions

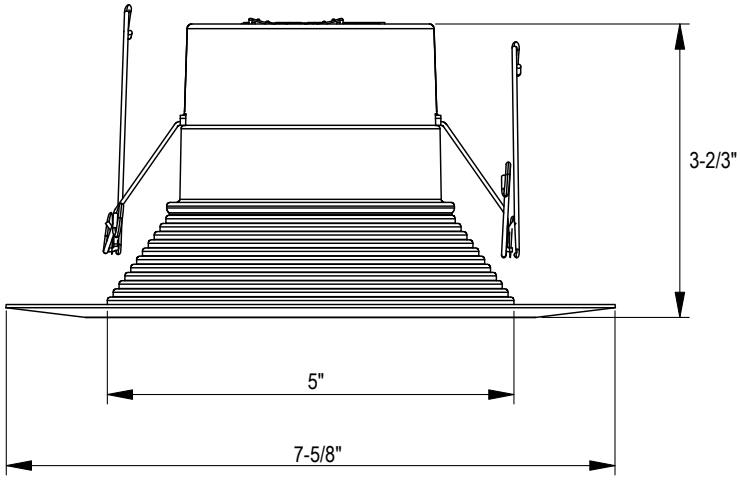

Ships with:

E26 Adapter

Product Features

The 5"/6" recessed LED module is the most economical means to create a well lit environment with exceptional energy efficiency and near zero maintenance. Great for retrofit into existing downlight cans or new construction and remodel applications. The LED module maintains at least 70% light output for 50,000 hours.

- 5 switchable white color temperatures to choose from via switch; 2700K, 3000K, 3500K, 4000K, 5000K CCT; 90 CRI
- Lumens: 900L standard, 1200 w/ HL option
- Adjustable torsion spring allows fitment into many 5" and 6" cans
- Baffle or smooth trim options with designer color finish trim inserts (sold separately)

Applications

- Retrofit into existing downlight cans or new and remodel construction in residential and light commercial applications
- Suitable for installation in standard and shallow-height rough-in sections
- Wet rated and air-loc: perfect for showers, bathrooms, and outdoor soffits

Performance

Delivered Lumens	Nominal 900L; 1200L at 3000K
LED Color Temperature	Switchable White (2700K, 3000K, 3500K, 4000K, 5000K) Default set at 3000K
CRI	90+
Voltage	Dedicated 120V
Dimming	Dimmable flicker-free dimming from 100% to10%

For a list of compatible dimmers see JUNOESERIES-DIM

Specifications

Aperture:	5"
Ceiling opening:	5.25"
Overlap trim:	7.62"
Height:	3.67"

E Series LED Downlight Retrofit

5"/6" Switchable White LED Retrofit Module

ORDERING INFORMATION

Downlight

Example: 65BEMW SWW5 90CRI

Series		LED		Color Temperature		Rendering Index	
65BEMW	6" Juno E Series Baffle Retrofit Downlight	**(Blank)**	Low Lumen (900L)	**SWW5**	Switchable White (2700K, 3000K, 3500K, 4000K, 5000K)	**90CRI**	90+ CRI
65SEMW	6" Juno E Series Smooth Retrofit Downlight						
65BEMW	6" Juno E Series Baffle Retrofit Downlight	**HL**[1]	Hi Lumen (1200L)				

Notes
1. Hi Lumen only available in baffle option

Housing options : Order as separate catalog number.					
QC6	Quick Connect 6" LED new construction downlight	**LC5**	6" new construction housing	**IC21**	6" IC shallow new construction housing
QC6R	Quick Connect 6" LED Remodel Downlight	LCP	6" new construction shallow housing	**IC21R**	6" IC shallow remodel housing
L7X	6" new construction housing	**L5**	5" new construction housing	**IC22**	6" IC new construction housing
L7XR	6" remodel housing	**L5R**	5" remodel housing	**IC22R**	6" IC remodel housing
L7XP	6" new construction shallow housing			**IC23**	6" IC new construction housing, no plate
L7XPR	6" remodel shallow housing			**IC23R**	6" IC remodel housing, no plate

Accessories: *Order as separate catalog number.*	
TSA6 J6	6" torsion spring adaptor (pack of 6)
LEDRETROWHIP	Replacement E26 screw base adapter for installation into incandescent housings

Pairs perfectly with Juno housings for a complete downlight solution: Order housings as separate catalog number.

QC6 Series - New Construction Quick Connect LED Housing

QC6R Series - New Construction Quick Connect LED Housing

TRIM INSERTS

TRIM INSERTS (for field configuration; ordered separately) **Example:** 65SEBN R4

Series/Finish				Packaging	
65BEMB	6" Baffle, Matte Black	**65SEMB**	6" Smooth, Matte Black	R4	Retail Pack of 4 units
65BEBN	6" Baffle, Matte Nickel	**65SEBN**	6" Smooth, Brush Nickel		
65BEORB	6" Baffle, Oil-Rubbed Bronze	**65SEORB**	6" Smooth, Oil-Rubbed Bronze		



6" Baffle, Matte Black **(65BEMB)**

6" Baffle, Brush Nickel (**65BEBN)**



6" Baffle, Oil-Rubbed Bronze **(65BEORB)**

6" Smooth, Matte Black **(65SEMB)**

6" Smooth, Brush Nickel **(65SEBN)**

6" Smooth, Oil-Rubbed Bronze **(65SEORB)**

Pre-Install color finish trim insert over white 6" E Series Module.



Press down color finish tabs for post-installation to create final LED 6" module.

E Series LED Downlight Retrofit

5"/6" Switchable White LED Retrofit Module

Specifications

LED Downlight Retrofit Trim
Aluminum spun reflector with deep regression for reduced glare • Inner reflector cone funnels light through the pressed-in diffused lens • All-in-one design where LED light engine mounts directly to trim for ease of installation into existing 5" or 6" recessed housings with medium base sockets • Provided with torsion springs.

LED Light Engine
LEDs are mounted directly to aluminum housing providing superior thermal management to ensure long life • Switchable white LED color temperature technology offers 2700K, 3000K, 3500K, 4000K, 5000K all in one trim • 90 CRI minimum • Accommodates 120 volts DC at 60Hz • Dimmable with most standard incandescent, magnetic low voltage and electronic low voltage dimmers • For a list of compatible dimmers, see JUNOESERIES-DIM.

Electrical Connections
Trim features quick connect plug installed as standard for installation into LEDT24 housings with mating connector • Trim ships with a medium base socket adapter whip for installation into 5" or 6" incandescent housings with medium base sockets.

Optical System
Diffused lens at end of mixing chamber to provide even light distribution for general illumination • 900L is equivalent to 75W BR30 lamp • 1200L is equivalent to 120W PAR30 lamp.

Designer Color Finish Trim Inserts (sold separately)
Color Finish Trim inserts are accessory rings that attach to the 65BE/65SE module for a permanent finish. The finishes are available in Baffle or Smooth option:

- Black
- Brush Nickel
- Oil-Rubbed Bronze

Life
Rated for 50,000 hours at 70% lumen maintenance.

Labels
CSA certified to US and Canadian safety standards • ENERGY STAR® certified product • Suitable for wet location • Air-Loc certified in accordance with ASTM E283-2004 • NOM Certified • Can be used to comply with California Title 24 Part 6 High Efficacy LED light Source Requirements • T20 Certified.

Testing
All reports are based on published industry procedures; field performance may differ from laboratory performance.

Warranty 5-year limited warranty. This is the only warranty provided and no other statements in this specification sheet create any warranty of any kind. All other express and implied warranties are disclaimed. Complete warranty terms located at:
www.acuitybrands.com/CustomerResources/Terms_and_conditions.aspx

Specifications subject to change without notice.

PERFORMANCE DATA

	65BE/65SE 900L	65BE/1200L
Input Voltage	120V	120V
Input Power Typical	10.5W (+/-5%)	13.9W (+/-5%)
Power Factor	.9	.9
Frequency	60 Hz	60 HZ
EMI/RFI	FCC Title 47, Part 15 Class B (consumer)	FCC Title 47, Part 15 Class B (consumer)
Minimum Starting Temp	-20°C (-4°F) minimum	-20°C (-4°F) minimum

Note: Actual performance may differ as a result of end-user environment and application. All values are design or typical values, measured under laboratory conditions at 25°C.

65BEMW HL SWW5 90CRI M6

LIGHTING PERFORMANCE DATA DONNÉES SUR LE RENDEMENT DE L'ÉCLAIRAGE	
Light Appearance (CCT) Aspect de la lumière (CCT)	
2700K soft white | blanc doux	
1160 lumens | **88** lumens per watt	
3000K warm white | blanc chaud	
1190 lumens | **87** lumens per watt	
3500K neutral white | blanc neutre	
1203 lumens | **87** lumens per watt	
4000K cool white | blanc froid	
1216 lumens | **86** lumens per watt	
5000K daylight | blanc neutre	
1224 lumens | **83** lumens per watt	
Watts	**13.9**
Color Accuracy (CRI) Précision des couleurs (CRI)	**90**

65BEMW SWW5 90CRI M6

LIGHTING PERFORMANCE DATA DONNÉES SUR LE RENDEMENT DE L'ÉCLAIRAGE	
Light Appearance (CCT) Aspect de la lumière (CCT)	
2700K soft white | blanc doux	
882 lumens | **84** lumens per watt	
3000K warm white | blanc chaud	
891 lumens | **85** lumens per watt	
3500K neutral white | blanc neutre	
913 lumens | **87** lumens per watt	
4000K cool white | blanc froid	
921 lumens | **88** lumens per watt	
5000K daylight | blanc neutre	
931 lumens | **89** lumens per watt	
Watts	**10.5**
Color Accuracy (CRI) Précision des couleurs (CRI)	**90**

E Series LED Downlight Retrofit

5"/6" Switchable White LED Retrofit Module

PHOTOMETRICS

Distribution Curve | Distribution Data | Output Data | Coefficient of Utilization | Illuminance Data at 30″ Above Floor for a Single Luminaire

65BEMW SWW5 90CRI, 2700K, Input Watts: 10.4, Delivered Lumens: 882, LPW: 84.8, S/MH: 1.15, Test No: ISF 202495P1

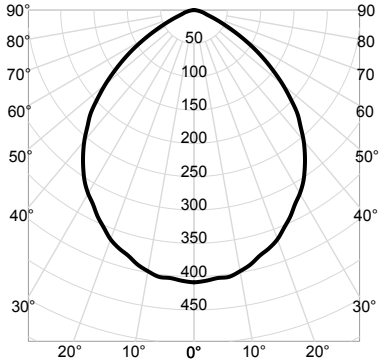

CP Summary

0°	
0°	409
5°	404
15°	382
25°	342
35°	290
45°	219
55°	128
65°	46
75°	14
85°	3
90°	0

Zonal Lumen Summary

Zone	Lumens	% Fixture
0° - 30°	311	35%
0° - 40°	497	56%
0° - 60°	800	91%
0° - 90°	882	100%
90° - 180°	0	0%
0° - 180°	882	100%

Coefficients of Utilization

ρf / ρc / ρw	80% 50%	80% 30%	80% 10%	70% 50%	70% 30%	70% 10%	50% 50%	50% 30%	50% 10%
0	119	119	119	116	116	116	111	111	111
1	107	104	100	105	102	99	101	98	96
2	96	90	85	94	88	84	90	86	82
3	85	78	73	84	77	72	81	75	71
4	77	69	63	75	68	63	73	67	62
5	69	61	55	68	61	55	66	59	54
6	63	55	49	62	54	49	60	53	48
7	57	49	44	57	49	43	55	48	43
8	53	45	39	52	44	39	51	44	39
9	48	41	36	48	40	35	47	40	35
10	45	37	32	44	37	32	43	37	32

Cone of Light

Mounting Height	Initial FC Center Beam	Beam Diameter
6.0	11.4	12.7
8.0	6.4	16.9
10.0	4.1	21.1
12.0	2.8	25.3
14.0	2.1	29.6

Beam Angle: 93.1°
Field Angle: 136.0°

Luminance (cd/sq.m)

	Average Luminance
0°	31,746
45°	24,093
55°	17,402
65°	8,524
75°	4,350
85°	2,583

65BEMW SWW5 90CRI, 3000K, Input Watts: 10.4, Delivered Lumens: 891, LPW: 85.7, S/MH: 1.15, Test No: ISF 202495P2

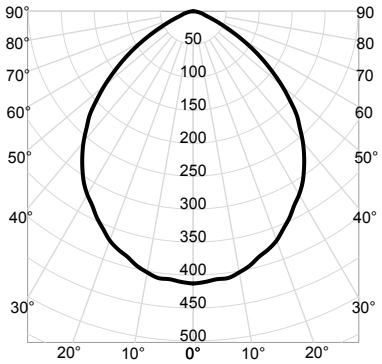

CP Summary

0°	
0°	413
5°	408
15°	385
25°	345
35°	293
45°	222
55°	130
65°	47
75°	15
85°	3
90°	0

Zonal Lumen Summary

Zone	Lumens	% Fixture
0° - 30°	314	35%
0° - 40°	502	56%
0° - 60°	808	91%
0° - 90°	891	100%
90° - 180°	0	0%
0° - 180°	891	100%

Coefficients of Utilization

ρf / ρc / ρw	80% 50%	80% 30%	80% 10%	70% 50%	70% 30%	70% 10%	50% 50%	50% 30%	50% 10%
0	119	119	119	116	116	116	111	111	111
1	107	104	100	105	102	99	101	98	96
2	96	90	85	94	88	84	90	86	82
3	85	78	73	84	77	72	81	75	71
4	77	69	63	75	68	63	73	67	62
5	69	61	55	68	61	55	66	59	54
6	63	55	49	62	54	49	60	53	48
7	57	49	44	57	49	43	55	48	43
8	53	45	39	52	44	39	51	44	39
9	48	41	36	48	40	35	47	40	35
10	45	37	32	44	37	32	43	37	32

Cone of Light

Mounting Height	Initial FC Center Beam	Beam Diameter
6.0	11.5	12.7
8.0	6.4	16.9
10.0	4.1	21.1
12.0	2.9	25.3
14.0	2.1	29.6

Beam Angle: 93.1°
Field Angle: 136.0°

Luminance (cd/sq.m)

	Average Luminance
0°	32,070
45°	24,339
55°	17,580
65°	8,611
75°	4,394
85°	2,610

65BEMW SWW5 90CRI, 3500K, Input Watts: 10.4, Delivered Lumens: 913, LPW: 87.8, S/MH: 1.15, Test No: ISF 202495P3

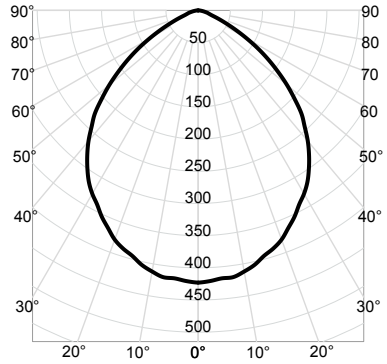

CP Summary

0°	
0°	423
5°	418
15°	395
25°	354
35°	300
45°	227
55°	133
65°	48
75°	15
85°	3
90°	0

Zonal Lumen Summary

Zone	Lumens	% Fixture
0° - 30°	322	35%
0° - 40°	514	56%
0° - 60°	828	91%
0° - 90°	913	100%
90° - 180°	0	0%
0° - 180°	913	100%

Coefficients of Utilization

ρf / ρc / ρw	80% 50%	80% 30%	80% 10%	70% 50%	70% 30%	70% 10%	50% 50%	50% 30%	50% 10%
0	119	119	119	116	116	116	111	111	111
1	107	104	100	105	102	99	101	98	96
2	96	90	85	94	88	84	90	86	82
3	85	78	73	84	77	72	81	75	71
4	77	69	63	75	68	63	73	67	62
5	69	61	55	68	61	55	66	59	54
6	63	55	49	62	54	49	60	53	48
7	57	49	44	57	49	43	55	48	43
8	53	45	39	52	44	39	51	44	39
9	48	41	36	48	40	35	47	40	35
10	45	37	32	44	37	32	43	37	32

Cone of Light

Mounting Height	Initial FC Center Beam	Beam Diameter
6.0	11.8	12.7
8.0	6.6	16.9
10.0	4.2	21.1
12.0	2.9	25.3
14.0	2.2	29.6

Beam Angle: 93.1°
Field Angle: 136.0°

Luminance (cd/sq.m)

	Average Luminance
0°	32,864
45°	24,941
55°	18,015
65°	8,824
75°	4,503
85°	2,674

E Series LED Downlight Retrofit

5"/6" Switchable White LED Retrofit Module

PHOTOMETRICS

Distribution Curve | Distribution Data | Output Data | Coefficient of Utilization | Illuminance Data at 30" Above Floor for a Single Luminaire

65BEMW SWW5 90CRI, 4000K, Input Watts: 10.4, Delivered Lumens: 921, LPW: 88.6, S/MH: 1.15, Test No: ISF 202495P4

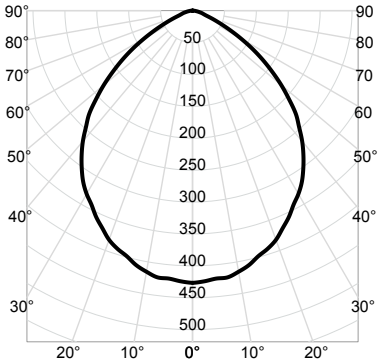

CP Summary

0°	
0°	427
5°	422
15°	398
25°	357
35°	303
45°	229
55°	134
65°	48
75°	15
85°	3
90°	0

Zonal Lumen Summary

Zone	Lumens	% Fixture
0° - 30°	324	35%
0° - 40°	519	56%
0° - 60°	836	91%
0° - 90°	921	100%
90° - 180°	0	0%
0° - 180°	921	100%

Coefficients of Utilization

ρf / ρc / ρw	80% 50%	80% 30%	80% 10%	20% 50%	20% 30%	20% 10%	50% 50%	50% 30%	50% 10%
0	119	119	119	116	116	116	111	111	111
1	107	104	100	105	102	99	101	98	96
2	96	90	85	94	88	84	90	86	82
3	85	78	73	84	77	72	81	75	71
4	77	69	63	75	68	63	73	67	62
5	69	61	55	68	61	55	66	59	54
6	63	55	49	62	54	49	60	53	48
7	57	49	44	57	49	43	55	48	43
8	53	45	39	52	44	39	51	44	39
9	48	41	36	48	40	35	47	40	35
10	45	37	32	44	37	32	43	37	32

Cone of Light

Mounting Height	Initial FC Center Beam	Beam Diameter
6.0	11.9	12.7
8.0	6.7	16.9
10.0	4.3	21.1
12.0	3.0	25.3
14.0	2.2	29.6

Beam Angle: 93.1°
Field Angle: 136.0°

Luminance (cd/sq.m)

	Average Luminance
0°	33,153
45°	25,161
55°	18,174
65°	8,902
75°	4,542
85°	2,698

65BEMW SWW5 90CRI, 5000K, Input Watts: 10.4, Delivered Lumens: 931, LPW: 89.5, S/MH: 1.15, Test No: ISF 202495P5

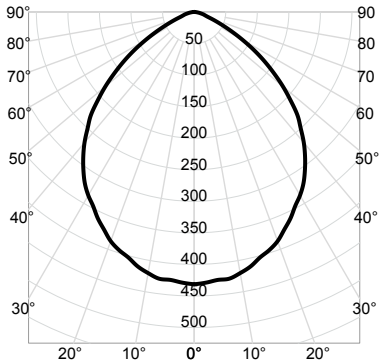

CP Summary

0°	
0°	431
5°	426
15°	403
25°	361
35°	306
45°	231
55°	136
65°	49
75°	15
85°	3
90°	0

Zonal Lumen Summary

Zone	Lumens	% Fixture
0° - 30°	328	35%
0° - 40°	524	56%
0° - 60°	845	91%
0° - 90°	931	100%
90° - 180°	0	0%
0° - 180°	931	100%

Coefficients of Utilization

ρf / ρc / ρw	80% 50%	80% 30%	80% 10%	20% 50%	20% 30%	20% 10%	50% 50%	50% 30%	50% 10%
0	119	119	119	116	116	116	111	111	111
1	107	104	100	105	102	99	101	98	96
2	96	90	85	94	88	84	90	86	82
3	85	78	73	84	77	72	81	75	71
4	77	69	63	75	68	63	73	67	62
5	69	61	55	68	61	55	66	59	54
6	63	55	49	62	54	49	60	53	48
7	57	49	44	57	49	43	55	48	43
8	53	45	39	52	44	39	51	44	39
9	48	41	36	48	40	35	47	40	35
10	45	37	32	44	37	32	43	37	32

Cone of Light

Mounting Height	Initial FC Center Beam	Beam Diameter
6.0	12.0	12.7
8.0	6.7	16.9
10.0	4.3	21.1
12.0	3.0	25.3
14.0	2.2	29.6

Beam Angle: 93.1°
Field Angle: 136.0°

Luminance (cd/sq.m)

	Average Luminance
0°	33,513
45°	25,434
55°	18,371
65°	8,999
75°	4,592
85°	2,727

65BEMW SWW5 HL 90CRI, 2700K, Input Watts: 14.5, Delivered Lumens: 1230, LPW: 84.8, S/MH: 1.14, Test No: ISF 202133P1

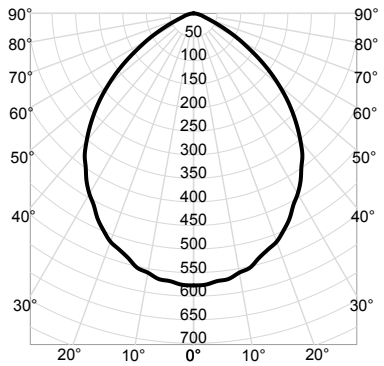

CP Summary

0°	
0°	577
5°	570
15°	537
25°	481
35°	399
45°	297
55°	172
65°	61
75°	19
85°	3
90°	0

Zonal Lumen Summary

Zone	Lumens	% Fixture
0° - 30°	438	36%
0° - 40°	697	57%
0° - 60°	1,118	91%
0° - 90°	1,230	100%
90° - 180°	0	0%
0° - 180°	1,230	100%

Coefficients of Utilization

ρf / ρc / ρw	80% 50%	80% 30%	80% 10%	20% 50%	20% 30%	20% 10%	50% 50%	50% 30%	50% 10%
0	119	119	119	116	116	116	111	111	111
1	107	104	101	105	102	99	101	98	96
2	96	90	85	94	89	84	90	86	82
3	86	78	73	84	77	72	81	76	71
4	77	69	63	76	68	63	73	67	62
5	69	61	55	68	61	55	66	60	55
6	63	55	49	62	54	49	60	54	48
7	58	49	44	57	49	44	55	48	43
8	53	45	39	52	45	39	51	44	39
9	49	41	36	48	41	36	47	40	36
10	45	38	33	45	37	33	44	37	32

Cone of Light

Mounting Height	Initial FC Center Beam	Beam Diameter
6.0	16.0	12.3
8.0	9.0	16.4
10.0	5.8	20.4
12.0	4.0	24.5
14.0	2.9	28.6

Beam Angle: 91.3°
Field Angle: 135.8°

Luminance (cd/sq.m)

	Average Luminance
0°	44,848
45°	32,628
55°	23,364
65°	11,170
75°	5,590
85°	2,621

E Series LED Downlight Retrofit

5"/6" Switchable White LED Retrofit Module

PHOTOMETRICS

Distribution Curve | Distribution Data | Output Data | Coefficient of Utilization | Illuminance Data at 30" Above Floor for a Single Luminaire

65BEMW SWW5 HL 90CRI, 3000K, Input Watts: 14.5, Delivered Lumens: 1244, LPW: 85.8, S/MH: 1.14, Test No: ISF 202133P2

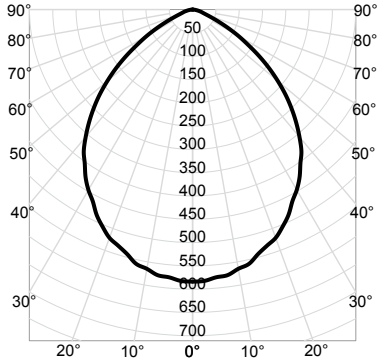

CP Summary

	0°
0°	584
5°	577
15°	543
25°	487
35°	403
45°	300
55°	174
65°	61
75°	19
85°	3
90°	0

Zonal Lumen Summary

Zone	Lumens	% Fixture
0° - 30°	443	36%
0° - 40°	705	57%
0° - 60°	1,131	91%
0° - 90°	1,244	100%
90° - 180°	0	0%
0° - 180°	1,244	100%

Coefficients of Utilization

ρf										
ρc	80%			20%			50%			
ρw	50%	30%	10%	50%	30%	10%	50%	30%	10%
0	119	119	119	116	116	116	111	111	111
1	107	104	101	105	102	99	101	98	96
2	96	90	85	94	89	84	90	86	82
3	86	78	73	84	77	72	81	76	71
4	77	69	63	76	68	63	73	67	62
5	69	61	55	68	61	55	66	60	55
6	63	55	49	62	54	49	60	54	48
7	58	49	44	57	49	44	55	48	43
8	53	45	39	52	45	39	51	44	39
9	49	41	36	48	41	36	47	40	36
10	45	38	33	45	37	33	44	37	32

Cone of Light

Mounting Height	Initial FC Center Beam	Beam Diameter
6.0	16.2	12.3
8.0	9.1	16.4
10.0	5.8	20.4
12.0	4.1	24.5
14.0	3.0	28.6

Beam Angle: 91.3°
Field Angle: 135.8°

Luminance (cd/sq.m)

	Average Luminance
0°	45,359
45°	33,000
55°	23,631
65°	11,298
75°	5,653
85°	2,651

65BEMW SWW5 HL 90CRI, 3500K, Input Watts: 14.5, Delivered Lumens: 1260, LPW: 86.9, S/MH: 1.14, Test No: ISF 202133P3

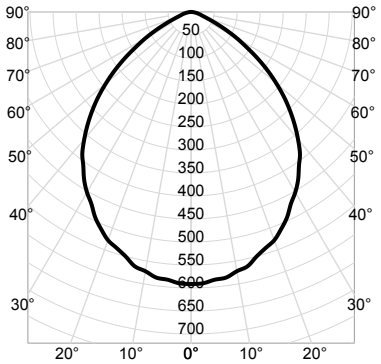

CP Summary

	0°
0°	591
5°	584
15°	550
25°	493
35°	409
45°	304
55°	177
65°	62
75°	19
85°	3
90°	0

Zonal Lumen Summary

Zone	Lumens	% Fixture
0° - 30°	448	36%
0° - 40°	715	57%
0° - 60°	1,145	91%
0° - 90°	1,260	100%
90° - 180°	0	0%
0° - 180°	1,260	100%

Coefficients of Utilization

ρf										
ρc	80%			20%			50%			
ρw	50%	30%	10%	50%	30%	10%	50%	30%	10%
0	119	119	119	116	116	116	111	111	111
1	107	104	101	105	102	99	101	98	96
2	96	90	85	94	89	84	90	86	82
3	86	78	73	84	77	72	81	76	71
4	77	69	63	76	68	63	73	67	62
5	69	61	55	68	61	55	66	60	55
6	63	55	49	62	54	49	60	54	48
7	58	49	44	57	49	44	55	48	43
8	53	45	39	52	45	39	51	44	39
9	49	41	36	48	41	36	47	40	36
10	45	38	33	45	37	33	44	37	32

Cone of Light

Mounting Height	Initial FC Center Beam	Beam Diameter
6.0	16.4	12.3
8.0	9.2	16.4
10.0	5.9	20.4
12.0	4.1	24.5
14.0	3.0	28.6

Beam Angle: 91.3°
Field Angle: 135.8°

Luminance (cd/sq.m)

	Average Luminance
0°	45,944
45°	33,425
55°	23,935
65°	11,443
75°	5,726
85°	2,685

65BEMW SWW5 HL 90CRI, 4000K, Input Watts: 14.5, Delivered Lumens: 1280, LPW: 88.3, S/MH: 1.14, Test No: ISF 202133P4

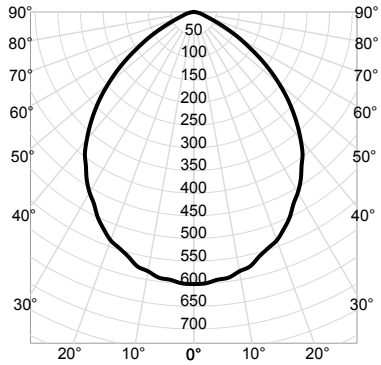

CP Summary

	0°
0°	601
5°	594
15°	559
25°	501
35°	415
45°	309
55°	180
65°	63
75°	19
85°	3
90°	0

Zonal Lumen Summary

Zone	Lumens	% Fixture
0° - 30°	456	36%
0° - 40°	726	57%
0° - 60°	1,163	91%
0° - 90°	1,280	100%
90° - 180°	0	0%
0° - 180°	1,280	100%

Coefficients of Utilization

ρf										
ρc	80%			20%			50%			
ρw	50%	30%	10%	50%	30%	10%	50%	30%	10%
0	119	119	119	116	116	116	111	111	111
1	107	104	101	105	102	99	101	98	96
2	96	90	85	94	89	84	90	86	82
3	86	78	73	84	77	72	81	76	71
4	77	69	63	76	68	63	73	67	62
5	69	61	55	68	61	55	66	60	55
6	63	55	49	62	54	49	60	54	48
7	58	49	44	57	49	44	55	48	43
8	53	45	39	52	45	39	51	44	39
9	49	41	36	48	41	36	47	40	36
10	45	38	33	45	37	33	44	37	32

Cone of Light

Mounting Height	Initial FC Center Beam	Beam Diameter
6.0	16.7	12.3
8.0	9.4	16.4
10.0	6.0	20.4
12.0	4.2	24.5
14.0	3.1	28.6

Beam Angle: 91.3°
Field Angle: 135.8°

Luminance (cd/sq.m)

	Average Luminance
0°	46,674
45°	33,956
55°	24,315
65°	11,625
75°	5,817
85°	2,728

E Series LED Downlight Retrofit

5"/6" Switchable White LED Retrofit Module

PHOTOMETRICS

Distribution Curve	Distribution Data	Output Data	Coefficient of Utilization	Illuminance Data at 30" Above Floor for a Single Luminaire

65BEMW SWW5 HL 90CRI, 5000K, Input Watts: 14.5, Delivered Lumens: 1290, LPW: 89.0, S/MH: 1.14, Test No: ISF 202133P5

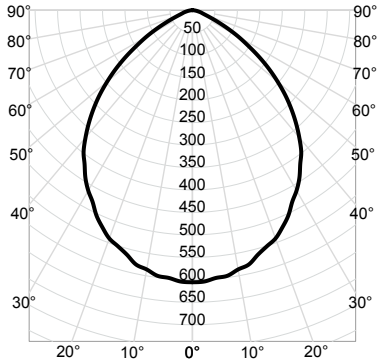

CP Summary

	0°
0°	605
5°	598
15°	563
25°	505
35°	418
45°	311
55°	181
65°	64
75°	20
85°	3
90°	0

Zonal Lumen Summary

Zone	Lumens	% Fixture
0° - 30°	459	36%
0° - 40°	732	57%
0° - 60°	1,172	91%
0° - 90°	1,290	100%
90° - 180°	0	0%
0° - 180°	1,290	100%

Coefficients of Utilization

ρf	80%			20%			50%		
ρc	50%	30%	10%	50%	30%	10%	50%	30%	10%
ρw									
0	119	119	119	116	116	116	111	111	111
1	107	104	101	105	102	99	101	98	96
2	96	90	85	94	89	84	90	86	82
3	86	78	73	84	77	72	81	76	71
4	77	69	63	76	68	63	73	67	62
5	69	61	55	68	61	55	66	60	55
6	63	55	49	62	54	49	60	54	48
7	58	49	44	57	49	44	55	48	43
8	53	45	39	52	45	39	51	44	39
9	49	41	36	48	41	36	47	40	36
10	45	38	33	45	37	33	44	37	32

Cone of Light

Mounting Height	Initial FC Center Beam	Beam Diameter
6.0	16.8	12.3
8.0	9.5	16.4
10.0	6.1	20.4
12.0	4.2	24.5
14.0	3.1	28.6

Beam Angle: 91.3°
Field Angle: 135.8°

Luminance (cd/sq.m)

	Average Luminance
0°	47,039
45°	34,222
55°	24,506
65°	11,716
75°	5,863
85°	2,749