Constant Power Emergency Drivers

Low-Profile Linear

OVERVIEW

The Power Sentry® constant power emergency drivers are technologically the most advanced, intelligent, and versatile class 2 emergency drivers available to the industry today. It combines high quality and system reliability required for optimal compliance to NFPA 101 (Life Safety code) and delivers constant light output throughout the 90 minutes of code required emergency operation period when there is a normal AC power loss. These emergency drivers are suitable for use in damp location luminaires.

The new constant power series incorporates the industry preferred Power Sentry Double Isolation safeguard technology which ensures that no single fixture component failure or combination of abnormal operating conditions, including feedback can compromise the functionality of the emergency driver. It comes with an integrated self-diagnostics as a standard feature. PS1055LCP and PS1555LCP are UL listed for universal field installation whereas the PS1055MCP and PS1555MCP are UL Recognized for factory installation. All the constant power products comply with the CA Title 20 energy efficiency code and current NFPA 101 Life Safety code.

FEATURES

- Class II, Constant power output over 90 minutes
- Two-wire universal AC input
- UL listed for universal field installation with any Class II rated luminaire. PS1055LCP and PS1555LCP only
- CA Title 20 compliant
- Integrated self-diagnostics standard
- AC Activate eliminates need for field wiring when factory installed
- Compact, low-profile linear form factor for narrow driver channels
- Double Isolation safeguard technology protects against failures or feedback from other devices in the luminaire compromising the functionality of the emergency driver
- 5 year limited warranty

INSTALLATION

Mounts concealed within fixture wireway for clean appearance and protection against vandalism; or mounts on outside of fixture housing if internal space is limited. One 1/2" holes in fixture channel permit mounting of test switch/pilot light behind fixture lens.

Compact size fits in a variety of LED fixtures: troffers, volumetric recessed, industrials, commercials and strips.

Unit wires two ways: on night light circuit (permanently energized) or on switchable circuit (unswitched circuit to battery charger and switched circuit to the fixture driver).

Polarized quick-connect pilot light / test switch assembly simplifies installation

Standardized mounting centers.

Meets current Life Safety Code (NFPA101), NEC (NFPA70) and OSHA standards
UL924. CA Title 20 compliant.
UL listed for field installation: PS1055LCP and PS1555LCP only

UL924, UL Recognized for factory installation: PS1055MCP and PS1555MCP only

How to Estimate Delivered Lumens in Emergency Mode
Use the formula below to estimate the delivered lumens in emergency mode
Delivered Lumens = 1.25 x P x LPW
P = Output power of emergency driver. P = 10W for PS1055LCP
LPW = Lumen per watt rating of the luminaire. This information is available on the ABL luminaire spec sheet.
The LPW rating is also available at Designlight Consortium.

Warranty
5-year limited warranty. Complete warranty terms located at:
www.acuitybrands.com/CustomerResources/Terms_and_conditions.aspx

Note: Actual performance may differ as a result of end-user environment and application. Specifications subject to change without notice.







 © 2017-2022 Acuity Brands Lighting, Inc. All rights reserved.

SPECIFICATIONS

	PS1055LCP (UL listed)	PS1555LCP (UL listed)	PS1055MCP (UL recognized)	PS1555MCP (UL recognized)
Input Voltage	120-277VAC; 50-60Hz	120-277VAC; 50-60Hz	120-277VAC; 50-60Hz	120-277VAC; 50-60Hz
Maximum Input Current	25mA	22mA	25mA	22mA
Output Voltage	15-55VDC	20-55VDC	15-55VDC	20-55VDC
Output Power	10 Watt Constant	15	10 Watt Constant	15
Maximum Output Current	660mA	750mA	660mA	750mA
Ambient temperature	5° -50°C	5° -50°C	5° -50°C	5° -50°C
	(41°-122°F)	(41°-122°F)	(41°-122°F)	(41°-122°F)
Dimensions (LxWxH)	16.7″ L x 1.19″ W x 1.18″ H	22″ L x 1.18″ W x 1.18″ H	8.64″ L x 1.18″ W x 1.18″ H	8.64″ L x 1.18″ W x 1.18″ H
			Battery pack: PS10L BP (included)	Battery pack: PS15L BP (included)
			L=7.92″	L=13.13″
			Dia = 1.04″	Dia = 1.04″

ORDERING INFORMATION

Example: PS1055LCP	
Series	
PS1055LCP	10W constant power
PS1555LCP	15W constant power
PS1055MCP [1]	10W modular constant power
PS1555MCP [1]	15W modular constant power

ACCESSORIES: *Order as separate catalog number.*	
PS15L BP	15W replacement battery for PS1555MCP [2]
PS10L BP	10W replacement battery for PS1055MCP [2]
ELA TSPLP SD	Remote or replacement test switch/pilot light (with plenum-rated cable) for self-diagnostics
ELA PSRME IC	Remote enclosure for insulated ceiling [3,4]

Notes:
1. Factory installation only. Not approved for field installation.
2. Battery Pack ships standard when ordering modular product (MCP)
3. See Accessories specification sheets for details on other compatible devices ELA-RTS-TSPLP-PSTSPSPRSB and ELA-PSMK-PSMKSD-PSDMT-PSRME.
4. Not available with PS1555LCP.

BATTERY

Lithium Iron-Phosphate	Voltage	Typical Shelf Life[1]	Typical Life[1]	Maintenance[2]	Ambient temperature[3]
PS1055LCP	9.6	12 Months	5-7 Years	None	5° -50°C (41°-122°F)
PS1055MCP	9.6				
PS1555LCP	16				
PS1555MCP	16				

Notes:
1. At 77°F Ambient temperature, charge/discharge cycles and prolonged full discharge may reduce useful life.
2. All life safety equipment, including emergency lighting for path of egress must be tested in accordance with all National Fire Protection Association (NFPA) and local codes. Failure to perform the required testing could jeopardize the safety of occupants and will void all warranties.
3. Ambient temperature range where unit will provide capacity for 90 minutes. Higher and lower temperatures affect life and capacity.

 © 2017-2022 Acuity Brands Lighting, Inc. All rights reserved.

MOUNTING

All dimensions are in inches

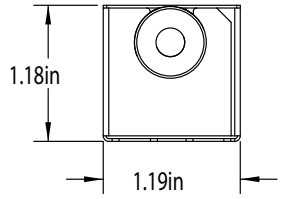

PS1055LCP

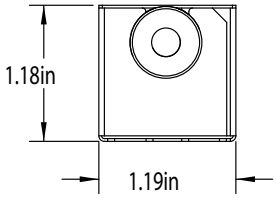

PS1055MCP

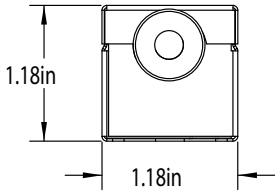

PS1555LCP

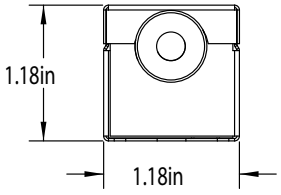

PS1555MCP

 © 2017-2022 Acuity Brands Lighting, Inc. All rights reserved.